



ADAMS COUNTY

COLORADO

Quality of Life Survey Results 2014



Contents

Executive Summary	1
Survey Background	5
Results by Strategic Plan Goals	8
Education and Economic Prosperity	9
High Performing, Fiscally Sustainable Government.....	12
Quality of Life.....	18
Safe and Reliable Infrastructure	26
Supportive Human Services	30
Additional Services in Adams County	32
Appendix A: Respondent Characteristics	35
Appendix B: Responses to Survey Questions.....	38
Responses for questions excluding “don’t know”	38
Responses for questions including “don’t know”	48
Appendix C: Verbatim Responses to Open-ended Questions	59
Appendix D: Selected Survey Results by Respondent Characteristics.....	84
Comparisons by Place of Residence.....	84
Comparisons by Incorporated City	102
Comparisons by Respondent Demographics	117
Comparisons by Respondent Household Status	133
Appendix E: Detailed Benchmark Comparisons	156
National Benchmark Comparisons	157
Colorado Benchmark Comparisons	167
DRCOG Benchmark Comparisons.....	173
Adams County Municipalities Benchmark Comparisons.....	176
Appendix F: Survey Methodology	180
Appendix G: Survey Materials	185



Executive Summary

Background

Adams County developed the Open Adams initiative as a way to collaborate, communicate and improve government standards in Adams County. The purposes of the Adams County Quality of Life survey were to improve transparency between the County and its residents as affirmed by Open Adams and to continue the trend line for residents' levels of satisfaction with services provided by the County from the baseline survey conducted in 2012. The survey also provided residents an opportunity to give input on areas of strength and opportunities for improvement and to communicate priorities for planning purposes and resource allocation. The Quality of Life survey was developed through an iterative process with members of the Board of County Commissioners, other elected officials, appointed officials and department directors and National Research Center, Inc. (NRC) staff.

Six thousand households in Adams County were randomly selected to receive the survey. The list of selected households was divided among the incorporated and unincorporated portions of the county (4,000 households in incorporated areas of the county and 2,000 in unincorporated areas). Each of the survey recipients were contacted by mail a total of three times in September/October 2014. The first mailing was a prenotification postcard, followed by the initial survey packet and a reminder survey packet, each about one week apart.

A total of 743 completed surveys were returned, for a response rate of 13%. The 95 percent confidence interval for this survey is generally no greater than plus or minus four percentage points around any given percent reported for all survey respondents. Survey results were weighted so that the age, gender, race/ethnicity, housing tenure (rent versus own) and area of the County (unincorporated versus incorporated) were represented in the proportions reflective of the entire county.

NRC has developed a database of comparative resident opinion comprised of resident perspectives gathered in citizen surveys from approximately 500 jurisdictions whose residents evaluated local government services. National, Colorado, Denver Regional Council of Government (DRCOG) and Adams County Municipalities benchmark comparisons have been provided when similar questions on the Adams County Quality of Life Survey are included in NRC's database.

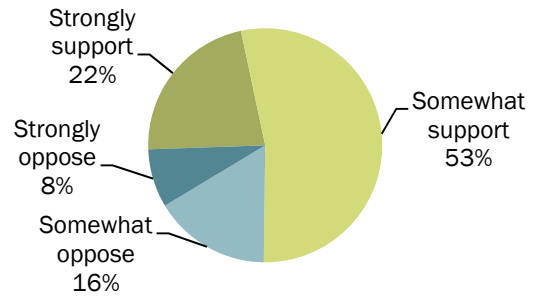
Highlights and Opportunities

Education and Economic Prosperity

Residents have noticed and support the County’s efforts to attract businesses and jobs to the community.

- Over one-third of respondents felt the County was doing a good or excellent job at retaining and attracting businesses, which was higher than the ratings received by other communities in Colorado.
- Ratings for the Workforce and Business Center and economic development increased between 2012 and 2014.
- Three-quarters of respondents supported the County using existing tax dollars to attract businesses for job creation.
- Over half of residents would like to see the County place more effort into the area of Economic Development.

Support for Tax-funded Job Creation



Despite positive ratings, residents do not view the Front Range Airport as a priority for the community.

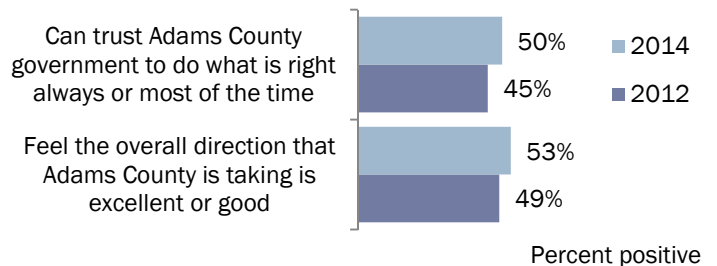
- About 6 in 10 survey participants rated the Front Range Airport as excellent or good.
- When asked to select up to five County-provided services that were the least important for maintaining and improving quality of life in the county, the Front Range Airport was the most often cited service; 61% of respondents selected it as one of the five least important services.
- About two-thirds of respondents opposed the County’s annual funding of the airport.

High Performing, Fiscally Sustainable Government

The County has made progress in rebuilding trust in the community, but more work is needed.

- About half of survey respondents felt they could trust Adams County Government to do what is right always or most of the time; a similar proportion agreed with the overall direction the County is taking.
- Ratings for welcoming resident involvement increased between 2014 and 2012, but declines in ratings were noted in the areas of treating residents with fairness and respect and being responsive to residents.
- Government performance ratings (i.e., welcoming resident involvement and being honest) tended to be

Attitudes toward Adams County Government



similar while when compared the nation but lower when compared other communities in Colorado.

- Almost all ratings of interactions with County employees dropped in 2014 when compared to 2012. This included aspects of employee responsiveness, respectfulness and knowledge.

Few respondents feel informed about the County, but they do want to know more.

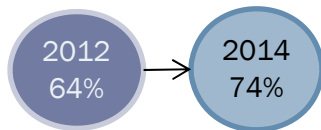
- About one in five survey respondents felt very informed or informed about the job Adams County government is doing.
- The likelihood respondents would use mailings to their homes or community newsletters to get information about the County increased in 2014 compared to 2012.
- Many potential sources showed an increase in their likelihood of being used including information provided in county facilities, the annual report, annual budget and Twitter.

Quality of Life

Residents enjoy a high quality of life in Adams County and they intend to stay in the community.

- About two-thirds of residents felt they experienced an excellent or good quality of life in the county and ratings for neighborhood as a place to live improved between survey years. Although, when compared to other communities across the nation, in Colorado, the DRCOG region and locally in Adams County, county residents gave ratings that were lower to most aspects of quality of life.
- About 8 in 10 residents were at least somewhat likely to remain in the county for the next five years or recommend living in the county to someone who asks. These ratings were similar to the proportions seen in other communities in the U.S.

Neighborhood as a place to live



Percent excellent or good

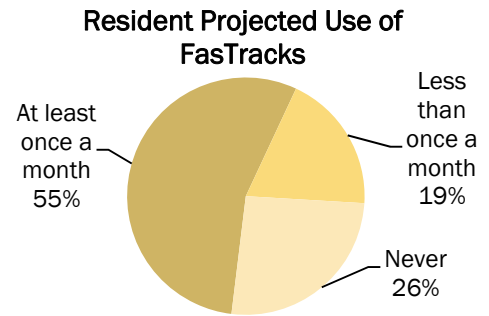
Residents value recreation and view it as a priority for quality of life.

- About three-quarters of survey participants felt the County provides an excellent or good open space, parks and trails system; parks and recreation services provided by other entities also were rated favorably.
- About half of residents had visited a neighborhood or Adams County park and a majority of residents felt the County had the right amount of recreation facilities, including community and neighborhood parks, playgrounds, adult and youth recreation programs and sports fields.
- Open space, parks and trail systems was cited most often (by 39% of respondents) as one of the five most important services for maintaining and improving the quality of life in Adams County.

Safe and Reliable Infrastructure

Residents appreciate the variety of transportation options available to them in the county, although current use is low.

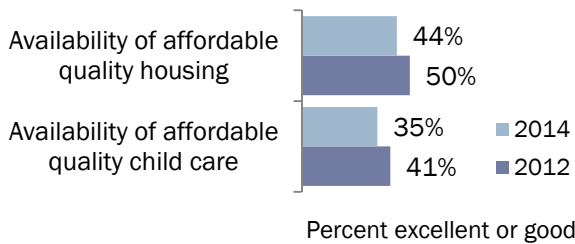
- About two-thirds of respondent felt the county has excellent or good availability of paths and walking trails and about three in five respondents felt positively about the ease of travel by car throughout the county.
- About one-quarter of respondents opted to carpool, walk or bike instead of driving alone more than once a month.
- Three of the top five services deemed most important to quality of life were transportation-related – roadway maintenance, snow and ice removal and traffic control.
- Over half of respondents indicated they would use the planned FasTracks Commuter Rail transit facilities at least once a month, with one-quarter indicating they would be likely to use commuter rail at least multiple times a week.



Supportive Human Services

Residents have noticed the County’s efforts in responding to residents in need, but indicate there is room for improvement.

Community Characteristics Associated with Supportive Human Services



- Ratings for the availability of affordable quality housing and the availability of affordable quality child care declined between 2012 and 2014, while ratings for the quality of services provided by the County to financially challenged families and housing assistance increased for the same period.
- Compared to its benchmarking peers, Adams County received similar ratings for the availability of affordable quality housing, but lower ones for the availability of affordable quality child care and health care.
- Ratings for human services in Adams County tended to be similar to the ratings seen across the U.S. and Colorado.

Survey Background

Why the survey was conducted

The purpose of the Adams County Quality of Life survey was to continue a trend line of residents' levels of satisfaction with services provided by the County, to give residents an opportunity to provide input to the County on areas of strength and opportunities for improvement and to communicate priorities for planning purposes and resource allocation. The County anticipates using the results of the survey in a variety of ways including performance based budgeting, the County Report Card project for performance management, the formulation of department goals, the County Comprehensive Plan and other County plans, initiatives and programs. This is the second quality of life survey conducted by the County; the baseline survey took place in 2012.

How the survey was conducted

The questionnaire used for the Adams County Quality of Life survey was developed through an iterative process with members of the Board of County Commissioners, other elected officials, appointed officials and department directors in conjunction with NRC staff. A copy of the questionnaire can be found in *Appendix G: Survey Materials*.

Six thousand households in Adams County were randomly selected to receive the survey. About 80% of the county's population lives within the boundaries of incorporated towns or cities from which they also receive local government services, while only 20% resides in the unincorporated part of the county. In order to ensure that a sufficient number of responses came from these portions of the county, the 6,000 households were divided among the incorporated and unincorporated portions (4,000 households in incorporated areas and 2,000 in unincorporated areas).

Each of the survey recipients were contacted by mail a total of three times in September/October 2014. The first mailing was a prenotification postcard announcing the upcoming survey. About a week after the prenotification postcard was mailed the first wave of the survey was sent. This packet included the questionnaire with a cover letter signed by the Chair of the Board of County Commissioners on behalf of all the elected officials, appointed officials and department directors of Adams County. Included in the packet was a self-addressed, postage-paid return envelope. A week later a second survey was mailed, with instructions to recycle the survey if the household had already responded to the first survey. Both survey packets included link where the survey could be completed online, if preferred, as well as a Spanish paragraph instructing Spanish-speaking residents that they could complete the survey online in Spanish or call the county to request a copy of the survey in Spanish. A copy of the survey materials can be found in *Appendix G: Survey Materials*.

Of the 6,000 addresses selected to receive the survey, 217 were identified by the post office as vacant. A total of 743 completed surveys were returned, for a response rate of 13%; 55 surveys were completed via the web, including one Spanish survey. It is customary to describe the precision of estimates made from surveys by a "level of confidence" and accompanying

“confidence interval” (or margin of error). The 95 percent confidence interval for this survey is generally no greater than plus or minus four percentage points around any given percent reported for all survey respondents.

Survey results were weighted so that the age, gender, race/ethnicity and housing tenure (rent versus own) were represented in the proportions reflective within both the incorporated and unincorporated areas of the county, as well as the entire county. (For more information see the detailed survey methodology in *Appendix F: Survey Methodology*.)

How the results are reported

For the most part, frequency distributions (the percent of respondents giving each possible response to a particular question) and the “percent positive” are presented in the body of the report. The percent positive is the combination of the top two most positive response options (e.g., “excellent” and “good”). The full set of frequencies can be found in *Appendix B: Responses to Survey Questions*.

On many of the questions in the survey, respondents could give an answer of “don’t know” or “don’t know/not applicable.” The proportion of respondents giving this reply is always shown in the appendices and is notably high for a number of survey questions. However, “don’t know” responses generally have been removed from the analyses presented in the body of the report, unless otherwise indicated. In other words, the majority of the tables and graphs in the body of the report display the responses from respondents who had an opinion about a specific item. Please refer to the tables in *Appendix B: Responses to Survey Questions* to view the proportion of respondents answering “don’t know” to each question where a “don’t know” response was included.

For some questions, respondents were permitted to select multiple responses. When the total exceeds 100% in a table for a multiple response question, it is because some respondents are counted in multiple categories. When a table for a question that only permitted a single response does not total to exactly 100%, it is due to the convention of rounding percentages to the nearest whole number.

Selected survey results were compared by respondent characteristics, including where the respondents’ residences were located, age of respondent, type of housing and more. These crosstabulations with a summary of the comparisons can be found in *Appendix D: Selected Survey Results by Respondent Characteristics*.

Comparison Data

NRC’s database of comparative resident opinion is comprised of resident perspectives gathered in surveys from over 500 communities whose residents evaluated the same kinds of topics on the Adams County Quality of Life Survey. The comparison evaluations are from the most recent survey completed in each community; most communities conduct surveys every year or in alternating years. NRC adds the latest results quickly upon survey completion, keeping the benchmark data fresh and relevant. The communities in the database represent a wide geographic and population range. Adams County chose to have comparisons made to

communities across the nation, in the state of Colorado, counties within the Denver Regional Council of Government (DRCOG) and incorporated municipalities within Adams County.

Where comparisons for quality ratings were available, Adams County’s results were noted as being “higher” than the benchmark, “lower” than the benchmark or “similar” to the benchmark, meaning that the average rating given by Adam County residents is statistically similar to or different (greater or lesser) than the benchmark. More extreme differences are noted as “much higher” or “much lower.” More information on benchmark comparisons can be found in *Appendix F: Survey Methodology*. The detailed tables as well as lists of communities included in each set of comparisons appear in *Appendix E: Detailed Benchmark Comparisons*.

Comparing Survey Results over Time

Because this survey was the second in a series of citizen surveys, the 2014 results are presented along with past ratings when available. Differences between percentages reported in the body of the report can be considered “statistically significant” if they are six percentage points or more. Trend data for Adams County represent important comparisons and should be examined for improvements or declines. Deviations from stable trends over time represent opportunities for understanding how local policies, programs or public information may have affected business owners’ and managers’ opinions.

Comparing Survey Results by Subgroups

Selected survey results were compared to certain demographic characteristics of survey respondents and by the respondents’ geographic area of residence. These findings are discussed and are presented in tabular form in *Appendix D: Selected Survey Results by Respondent Characteristics*. Where differences between subgroups are statistically significant, the results in these tables are shaded grey.

Results by Strategic Plan Goals

The Adams County Quality of Life Survey was comprehensive, covering many topics related to life in the community. The report has been organized around the County's Strategic Plan goals:

- Education and Economic Prosperity
- High Performing, Fiscally Sustainable Government
- Quality of Life
- Safe and Reliable Infrastructure
- Supportive Human Services

Each of these sections includes residents' evaluation of characteristics of the community, services and other key issues related to these goals. The final section, *Additional Services in Adams County*, includes ratings for other services available in Adams County (either provided by the County or other entities) that did not fall under the Strategic Plan goals, but are nonetheless important to understanding quality of life in the county.

Education and Economic Prosperity

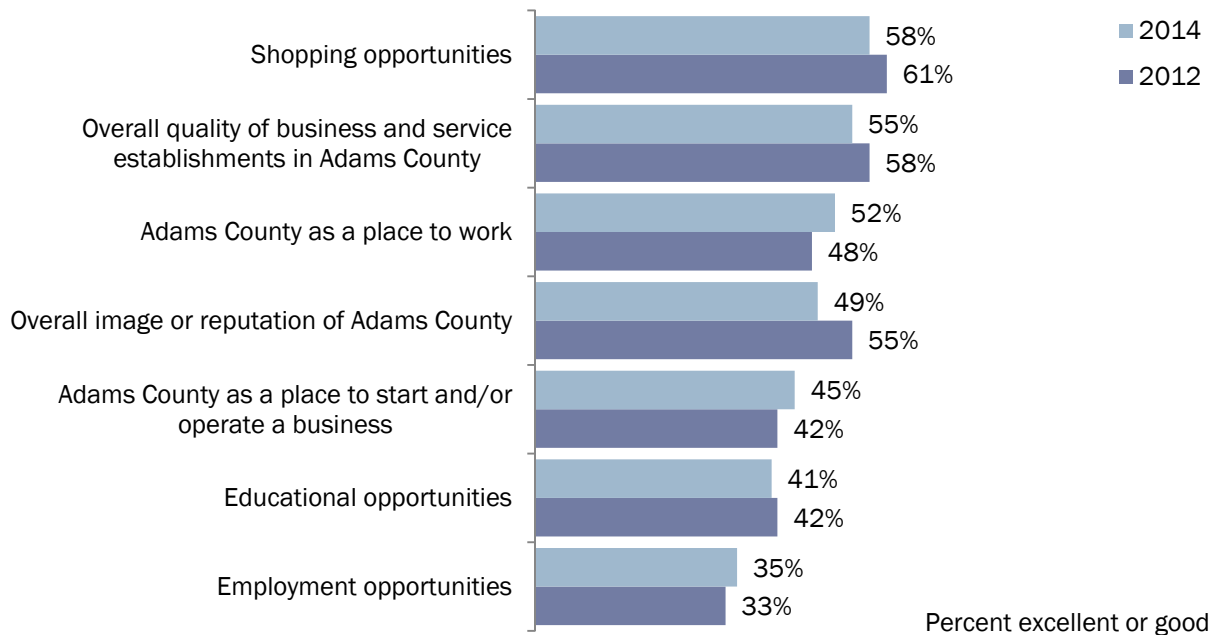
Adams County supports economic prosperity by attracting new businesses, retaining existing businesses, and supporting the growth and development of small businesses. We do that by creating programs that facilitate a highly-skilled and well-educated workforce; support a positive image and brand for Adams County, and foster an environment to meet these goals. -Adams County Board of Commissioners Strategic Planning Document, FY2014 through FY2016, page 5

Community Characteristics

Respondents to the Quality of Life survey rated several aspects of the community related to Education and Economic Prosperity including education and employment opportunities, quality of businesses and services and the county as a place to work. Overall, one- to two-thirds of respondents rated these aspects positively. Shopping opportunities and the overall quality of business and service establishments in the community were the top rated aspects in both 2012 and 2014. Adams County as a place to work was viewed positively by about half of respondents, similar to ratings in 2012. Evaluations of most of these characteristics remained stable between 2012 and 2014; however, the overall image or reputation of Adams County showed a drop in ratings for this same period (from 55% excellent or good in 2012 to 49% in 2014). Educational and employment opportunities were among the lower rated characteristics of Adams County in both 2012 and 2014.

When compared to other communities across the nation, in Colorado and in the DRCOG region, Adams County ratings tended to be similar to or lower than the rating in these other areas. Adams County received ratings similar to the incorporated municipalities located within the county (see *Appendix E: Detailed Benchmark Comparisons*).

Figure 1: Community Characteristics Associated with Education and Economic Prosperity



Services

A variety of services are available to residents in Adams County; some are offered by the County and some are offered by other entities such as incorporated cities and towns or special districts. Services offered by the County in the area of Education and Economic Prosperity include Front Range Airport, the Workforce and Business Center and economic development. A majority of survey respondents (59% excellent or good) rated the Front Range Airport positively (a new question on the 2014 survey). While the Workforce and Business Center employment assistance programs (44%) and economic development (36%) were perceived less positively compared to the airport, the ratings for these services increased between survey administrations. Public schools, provided by an agency other than the County, received positive assessments from a slight majority of respondents (55%).

These services provided by the County and other entities tended to be rated lower in Adams County when compared other communities across the nation and in Colorado see *Appendix E: Detailed Benchmark Comparisons*).

Figure 2: Services Provided by Adams County Associated with Education and Economic Prosperity

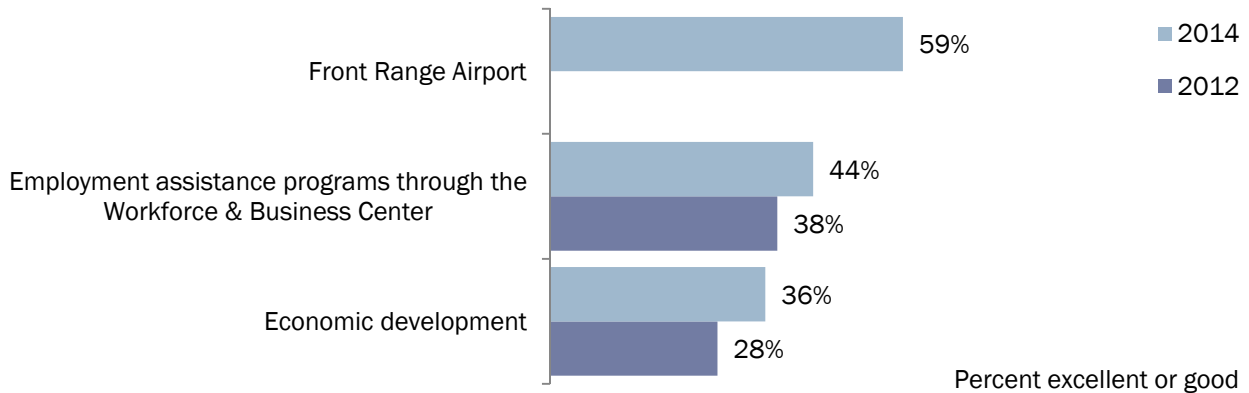


Figure 3: Services Provided by Other Entities Associated with Education and Economic Prosperity



Resident Priorities

In both 2012 and 2014, just over one-third of respondents felt the County was doing a good or excellent job at retaining and attracting businesses. While the portion of respondents rating this aspect of the County may seem low, these ratings were on par with other communities across the U.S. and higher when compared to other communities in Colorado (see *Appendix E: Detailed Benchmark Comparisons*).

Figure 4: Business Retention in Adams County



Respondents to the survey were more supportive of the County using existing tax dollars to attract businesses for job creation than they were of the County providing funding for the Front Range Airport. About three-quarters of respondent supported job creation compared to one-third supporting funding for the airport. These questions were new to the 2014 survey.

Figure 5: Support for Tax-funded Job Creation

To what extent would you support or oppose the County using existing tax dollars to attract businesses for job creation?

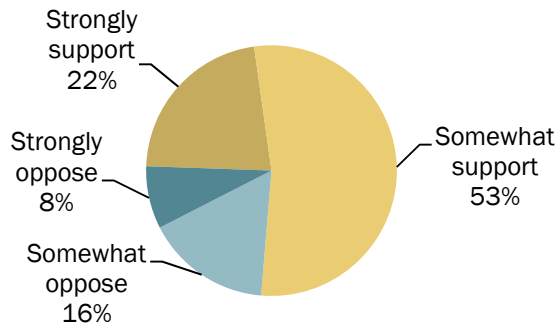
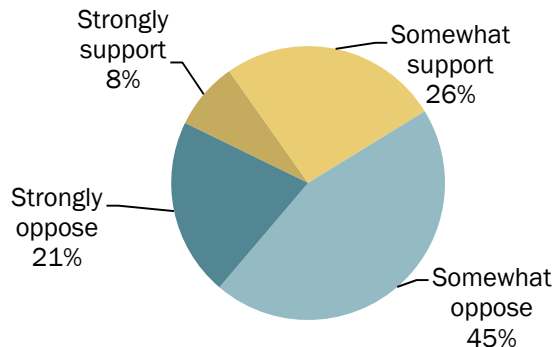


Figure 6: Support for Funding Front Range Airport

Currently Adams County provides approximately \$900,000 of funding annually to the Front Range Airport. To what extent do you support or oppose the county government providing funding for the Front Range Airport?



High Performing, Fiscally Sustainable Government

A high performing government knows and delivers what its citizens want, is customer-centric, has an innovative culture, and uses the best technology. We consider the sustainability of our services and service delivery in all areas of government operations. We have the right people in the right jobs and align our resources with our priorities. We implement best practices and empower our people with collaboration, adaptability, and teamwork. -Adams County Board of Commissioners Strategic Planning Document, FY2014 through FY2016, page 7

Community Characteristics

In order to understand what its citizens want, a government needs to provide ample opportunities for residents to provide feedback. In Adams County, about half of residents felt they had excellent or good opportunities to participate in community matters. Ratings for 2014 were similar to 2012 but lower when compared to other communities in the U.S. and Colorado (see *Appendix E: Detailed Benchmark Comparisons*).

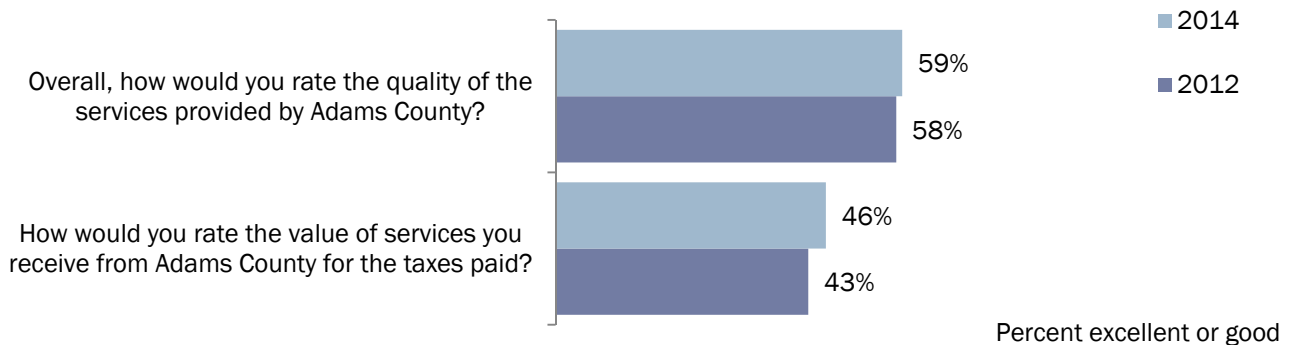
Figure 7: Community Characteristics Associated with High Performing, Fiscally Sustainable Government



Services

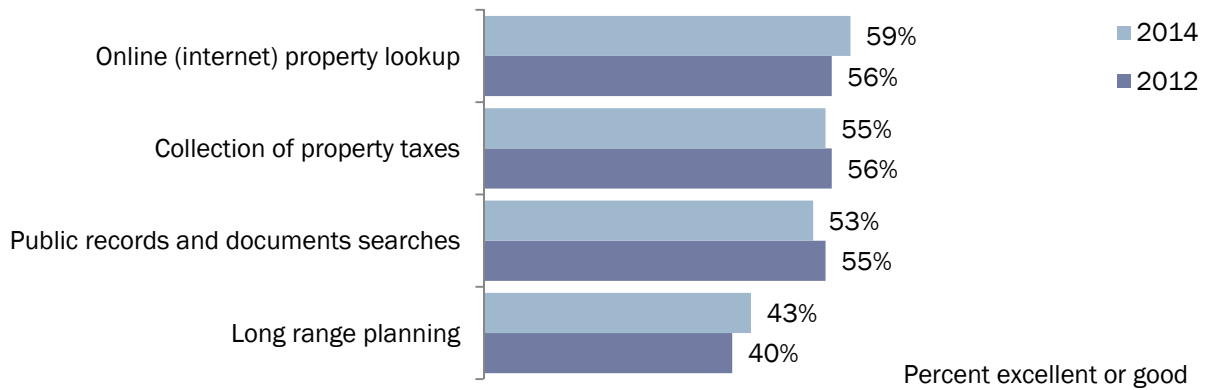
Ratings for the overall quality of County-provided services and their value for the taxes paid remained stable over time, with about 6 in 10 respondents rating the quality positively and about 4 in 10 rating the value positively. Ratings for these aspects of services in Adams County generally were lower than the ratings given in other parts of Colorado or the counties within the DRCOG region, but similar to the ratings given in the municipalities within Adams County (see *Appendix E: Detailed Benchmark Comparisons*).

Figure 8: Overall Quality and Value of Services Provided by Adams County



Adams County provides a number of services that support its goal of High Performing, Fiscally Sustainable Government. Just over half of respondents rated online property lookup (59% excellent or good), property tax collection (55%) and public records and document searches (53%) positively; long range planning received positive ratings from slightly fewer respondents (43%). Ratings for these services remained stable between 2012 and 2014. A comparison for long range planning was available at the national level; this service was rated lower in Adams County than in other communities across the nation (see *Appendix E: Detailed Benchmark Comparisons*).

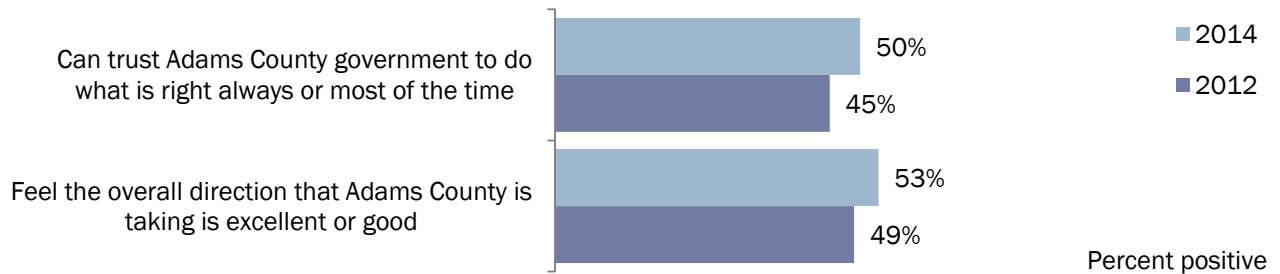
Figure 9: Services Provided by Adams County Associated with High Performing, Fiscally Sustainable Government



County Government

For the past two years, about half of residents in the county felt they could trust Adams County Government to do what is right always or most of the time and that the direction the County is taking was excellent or good. Benchmark comparisons for the overall direction of the County were available for the nation, the state of Colorado, DRCOG counties and Adams County municipalities; ratings for the County were similar to all these peer groups (see *Appendix E: Detailed Benchmark Comparisons*).

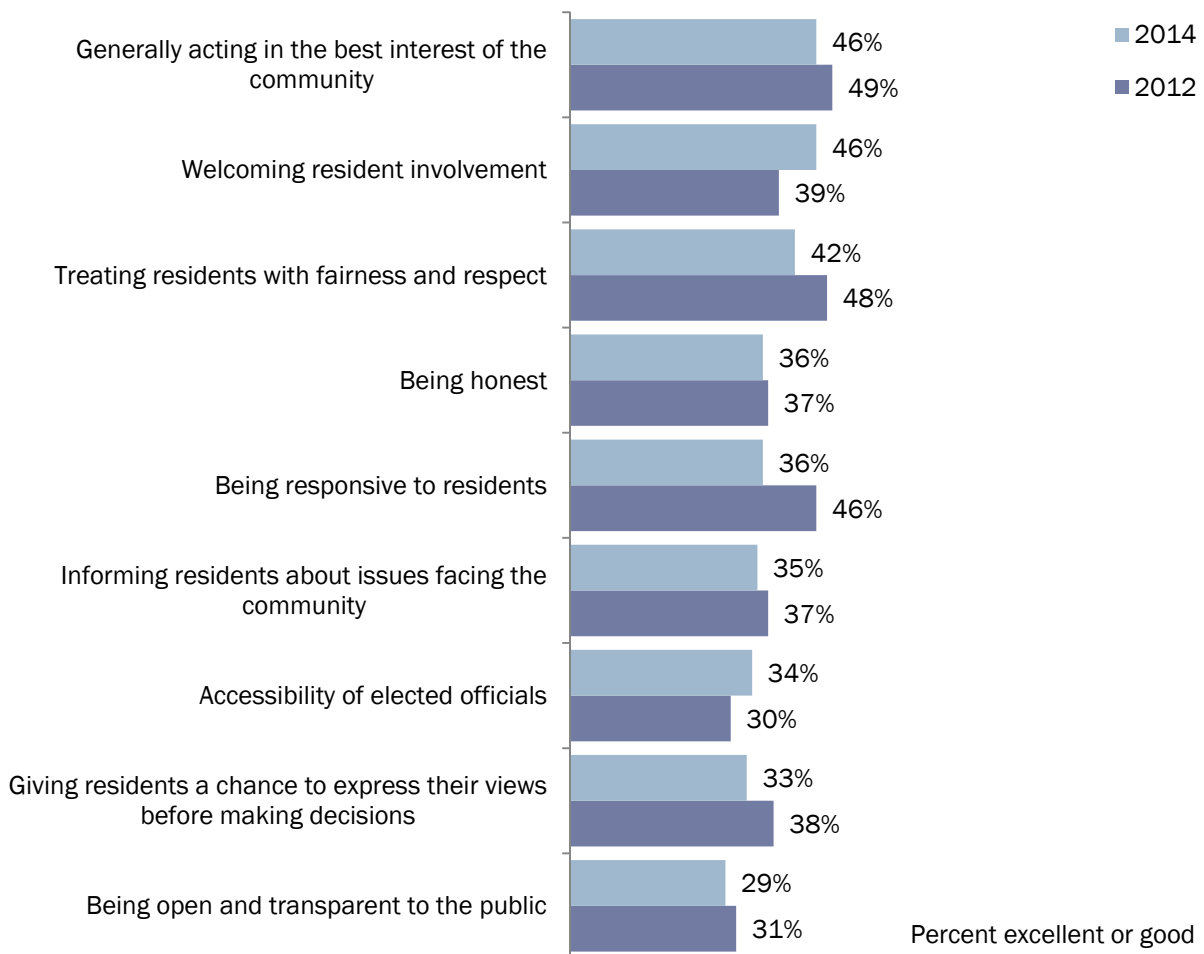
Figure 10: Attitudes toward Adams County Government



Residents rated nine aspects of Adams County government including acting in the best interest of the community, being honest, welcoming resident involvement and informing residents about issues facing the community. Generally, government performance ratings in 2014 were similar to the ratings received in 2012, with about one-third to one-half of respondents rating each aspect positively. The highest ratings were given to the County Government generally acting in the best interest of the community (46% excellent or good) and welcoming resident involvement (46%), while being open and transparent received lower ratings (29%). Ratings for welcoming resident involvement increased between 2014 and 2012. However, declines in ratings were noted in the areas of treating residents with fairness and respect and being responsive to residents.

Benchmark comparisons for welcoming resident involvement, being responsive to residents, generally acting in the best interest of the community, being honest and treating residents with fairness and respect were available at national and state levels. Compared to the nation, Adams County’s ratings tended to be similar while, when compared to Colorado, the County’s ratings tended to be lower (see *Appendix E: Detailed Benchmark Comparisons*).

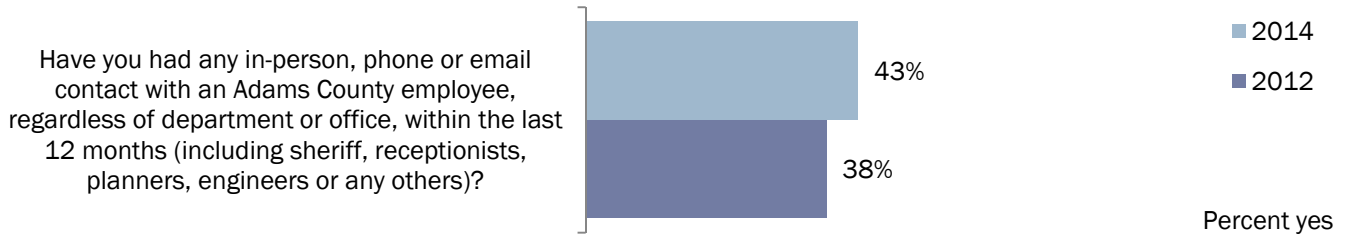
Figure 11: Adams County Government Performance



County Employees

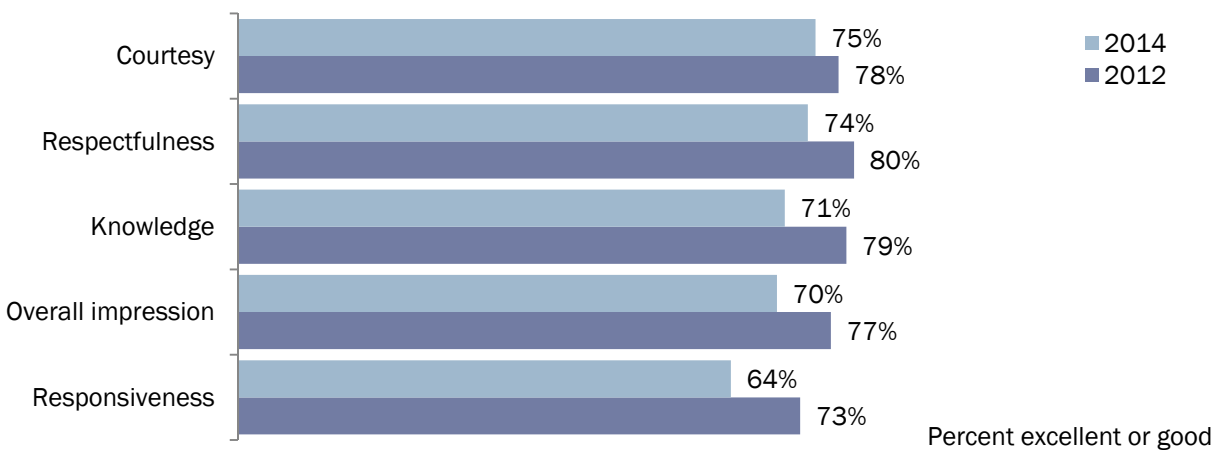
About two in five respondents to the survey reported having had contact with a County employee in the 12 month period preceding the survey. Rates of contact in 2014 were similar to rates in 2012 and similar to contact rates across the nation, Colorado and within the Adams County municipalities (see *Appendix E: Detailed Benchmark Comparisons*).

Figure 12: Contact with Employees



Those who had contact with a County employee rated several aspects of their interaction. Overall, about two-thirds to three-quarters of respondents felt positively about their experience with County employees, including the employees' courtesy (75%), respectfulness (74%) and knowledge (71%). Almost all employee ratings experienced a significant drop in the portion of residents providing positive assessments from 2012 to 2014. Ratings of Adams County employees tended to be similar to or lower than the ratings of other employees across the nation, Colorado, the DRCOG region and among Adams County municipalities (see *Appendix E: Detailed Benchmark Comparisons*).

Figure 13: Adams County Employees



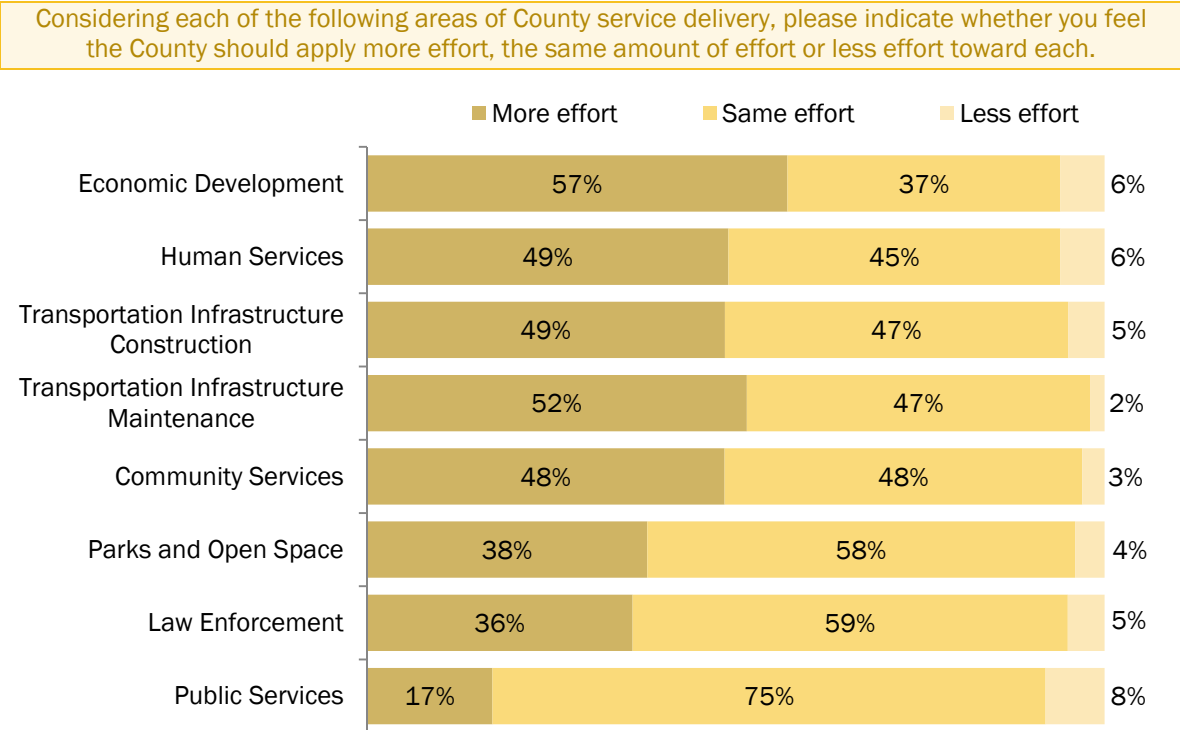
Only asked of respondents who reported having had contact with the County.

Resident Priorities

Residents specified their service priorities by indicating how much effort the County should apply to eight broad areas of service delivery. A majority of respondents (57%) felt the County should apply more effort to economic development, which includes attracting and retaining businesses and jobs. A majority of residents felt the same amount of effort as is currently being spent should be paid to parks and open space (58%, includes trails, fairgrounds, lake area, developed parks and public park buildings); law enforcement (59%, includes Sheriff patrol, crime prevention, jail, District Attorney, prosecution, courts, etc.); and public services (75%, includes maintaining official public records, Clerk and Recorder functions such as marriage licenses, elections, Assessor’s valuation of property, Coroner, Treasurer, etc.). Residents were split between the County providing more effort and the same amount of effort for the other service areas. Less than 9% of respondents felt that the County should provide less effort to each service area.

Results for these priorities were not directly comparable to results in 2012 due to changes in question wording and structure. However, in 2012 law enforcement was viewed as the highest priority and public services was the lowest priority.

Figure 14: Effort toward County Service Delivery



Information Sources

Survey respondents were asked how informed they felt they were about the job the County government is doing and how likely they were to seek out County information in a variety of formats. About one in five survey respondents in 2014 felt very well informed or informed about the job Adams County government is doing, which was similar to 2012. About two-thirds were likely to get information about County services, events and issues through mailings to their homes or community newsletters. The likelihood of using both of these information sources increased in 2014 compared to 2012. In fact, many information sources showed an increase in their likelihood of being used including information provided at county facilities, the annual report, annual budget and Twitter.

Figure 15: Informed about Adams County Government

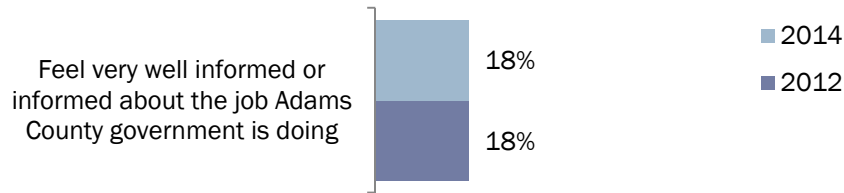
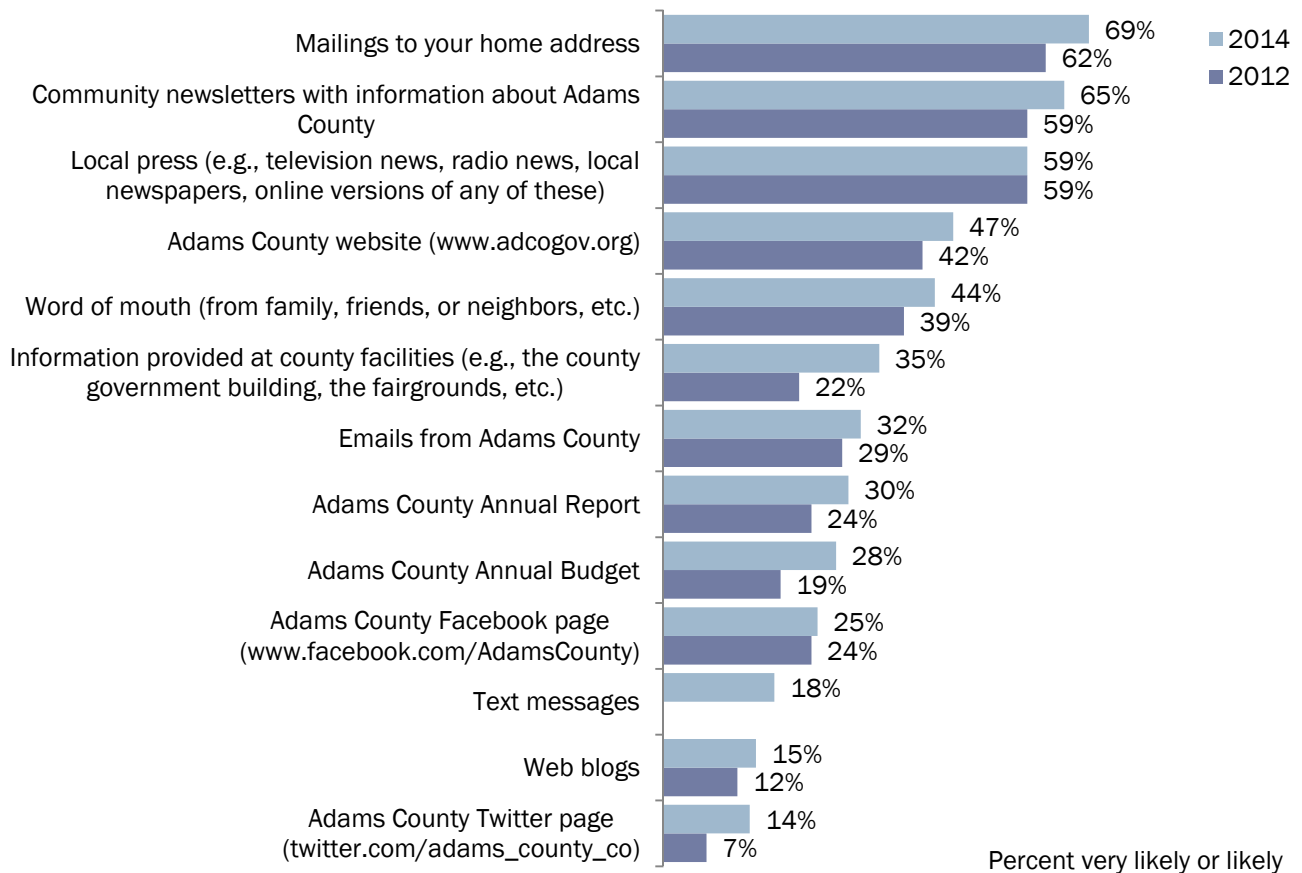


Figure 16: Information Sources

Thinking of how you currently get information about events or issues, how likely would you be to obtain information about Adams County like public hearings, community meetings, upcoming programs and events like the fair or rodeo, etc. in the following formats?



Percent very likely or likely


Quality of Life

Our neighborhoods will be clean and safe. Our communities will be visually attractive and have outstanding park, recreational, open space, and cultural amenities. Our citizens will be engaged in their community. Sustainability of development and natural resource preservation will be an integral part of our growth and redevelopment. -Adams County Board of Commissioners Strategic Planning Document, FY2014 through FY2016, page 9

Community Characteristics

The amenities and services in Adams County provide the foundation for quality of life. About two-thirds of residents felt they experienced an excellent or good quality of life in the county, which was similar to ratings given in 2012 but lower than ratings across the nation, in Colorado, the DRCOG region and locally (see *Appendix E: Detailed Benchmark Comparisons*).

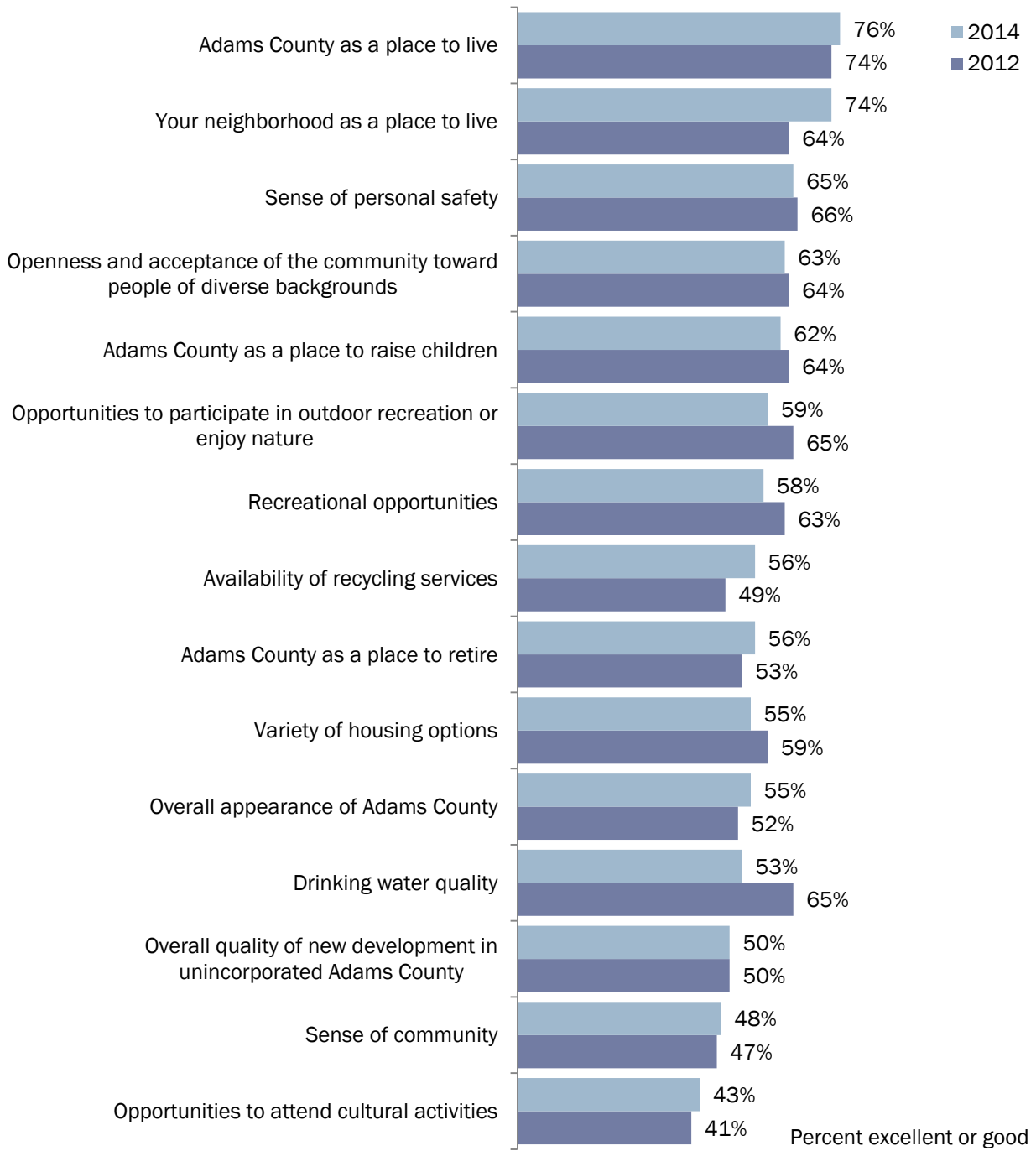
Figure 17: Overall Quality of Life in Adams County



In addition to rating the overall quality of life, respondents rated a number of characteristics influential to quality of life in the community including sense of personal safety, recreation opportunities, quality and variety of housing and the overall appearance of the county (see Figure 18, page 19). Overall, most aspects of the community received positive ratings from half to three-quarters of residents and many ratings remained stable between survey years. The county as a place to live and neighborhood as a place to live received the highest ratings (76% and 74% excellent or good, respectively). Aspects of the community receiving lower evaluations included sense of community (48%) and opportunities to attend cultural activities (43%).

The availability of recycling services and neighborhood as a place to live saw increases in ratings between survey years, while drinking water quality and opportunities to enjoy outdoor recreation or enjoy nature saw declines in ratings. Benchmarking results indicated that Adams County generally performed at levels lower than its peers, although, locally, the County tended to be similar to the cities and towns located within its boundaries (see *Appendix E: Detailed Benchmark Comparisons*).

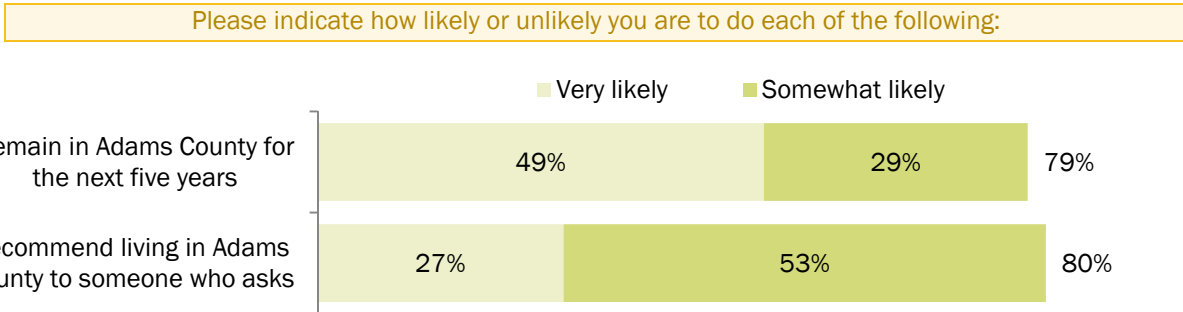
Figure 18: Community Characteristics Associated with Quality of Life



Community Participation

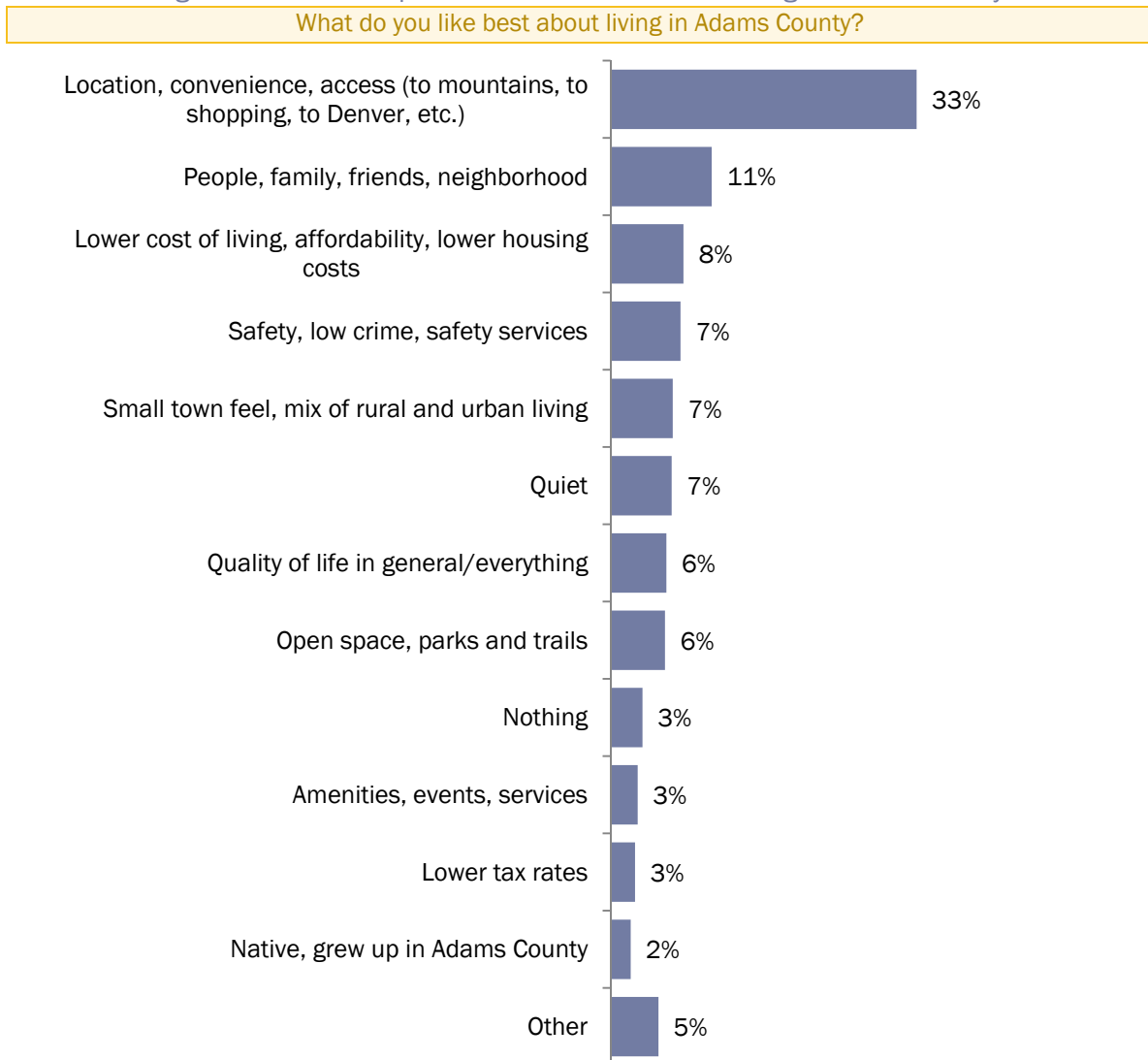
A new question on the 2014 survey asked respondents to indicate their attachment to the community. While 5 in 10 residents were very likely to remain in the county for the next five years compared to 3 in 10 very likely to recommending living in the county, overall, 8 in 10 residents were at least somewhat likely to do both. The proportion of respondents likely to remain in or recommend living in the county was similar to the proportions seen in other communities in the U.S. but lower than in the counties that comprise the DRCOG region. Across Colorado and locally within Adams County, the proportion of residents likely to remain was similar, while the proportion likely to recommend was lower (see *Appendix E: Detailed Benchmark Comparisons*).

Figure 19: Resident Attachment to the Community



The survey included a question that asked respondents to name, in their own words, what they liked best about living in Adams County. About half of respondents wrote in a response. These responses are shown as the respondents answered in *Appendix C: Verbatim Responses to Open-ended Questions*. The responses were classified into several broad categories. The most frequently cited factor was the location, especially access to work, shopping or Denver, or proximity to the mountains, mentioned by a third of those writing in a response. The next most frequently mentioned aspect was people, family, friends and neighborhood (11%). The small town feel, or the mix of rural and urban (7%); safety, low crime and safety service (7%); and the lower cost of living in Adams County (8%) also were frequently mentioned as what residents liked best about living in the county. The verbatim comments to this question, including the “other” responses, can be found in *Appendix C: Verbatim Responses to Open-ended Questions*.

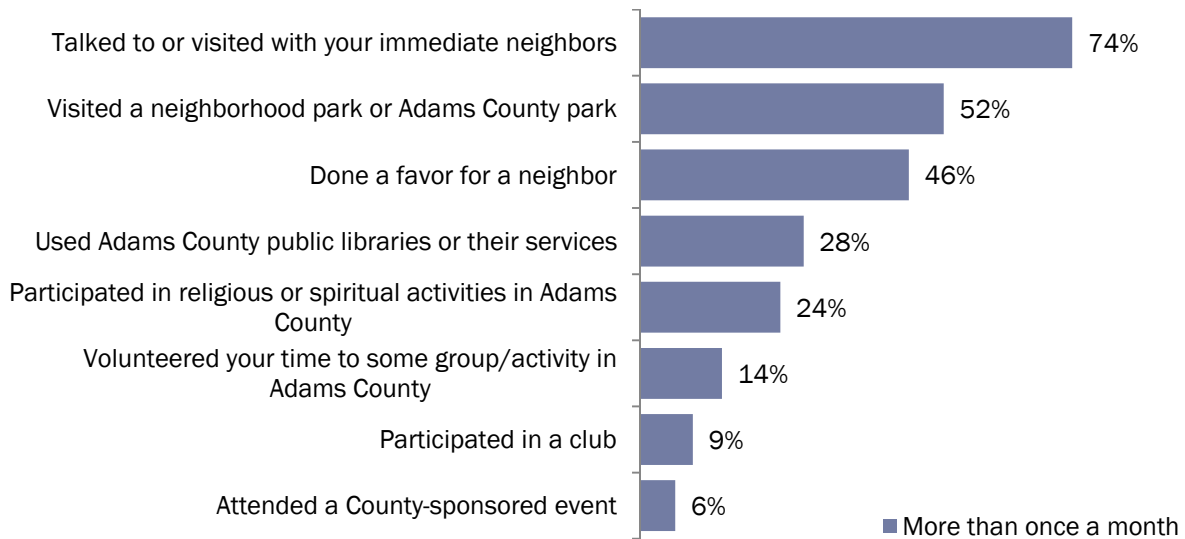
Figure 20: What Respondents Liked Best About Living in Adams County



A new question was added to the 2014 survey asking participants to indicate how frequently they participated in various activities within the county. Three-quarters of respondents had talked to or visited with their immediate neighbors more than once a month in the 12 months preceding the survey; about half had visited a neighborhood or Adams County park (52%) or had done a favor for a neighbor (46%). Few residents had participated in a club or had attended a County-sponsored event (9% and 6%, respectively). Compared to the nation and Colorado, participation in activities tended to be similar or lower in Adams County (see *Appendix E: Detailed Benchmark Comparisons*).

Figure 21: Community Participation in Activities Associated with Quality of life

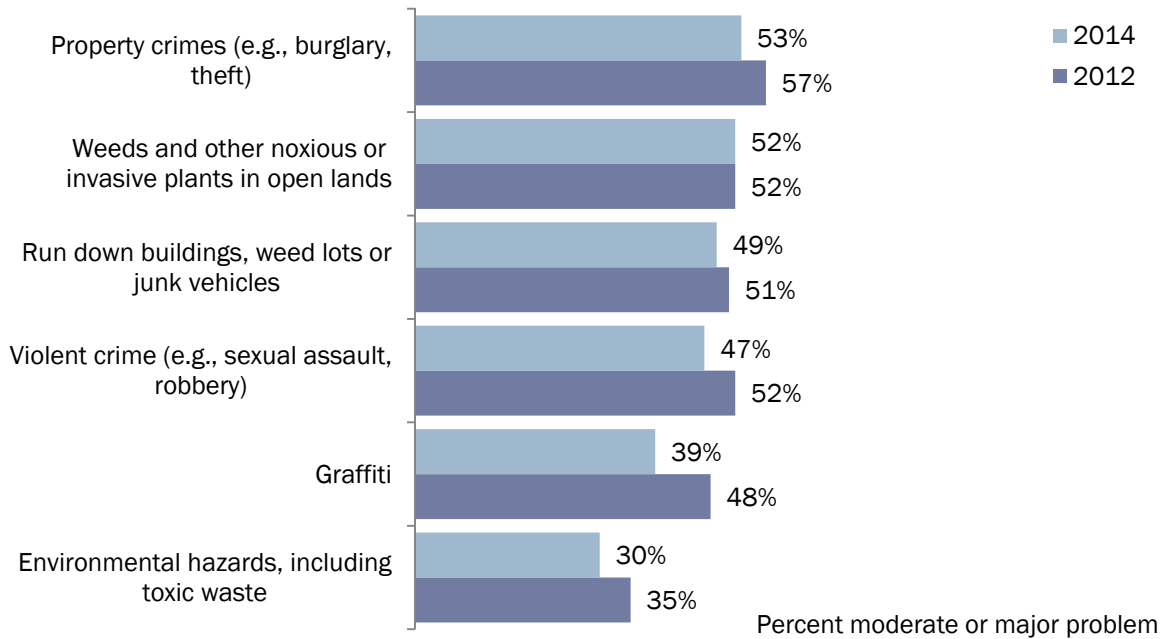
In the last 12 months, about how many times, if at all, have you or other household members done each of the following in Adams County?



Potential Problems

Residents rated the extent to which several issues were problems within the county. Overall, ratings for potential problems remained stable over the course of the two survey administrations with roughly one-third to one-half of respondents rating each as a moderate or major problem. Property crimes and weeds and other noxious or invasive plants in open lands continued to be the most concerning for respondents in 2014. Notably, graffiti was seen as less of a problem in 2014 than in 2012.

Figure 22: Potential Problems in Adams County Associated with Quality of Life



Services

Adams County offers several services that support its Quality of Life goal. These services (open space, parks and trails; the County Fair and fairgrounds; and community development) received positive ratings from half to three-quarters of respondents. Community development saw an increase in its ratings between 2012 and 2014 (from 35% excellent or good to 48%, respectively), while ratings for open space, parks and trails were similar between years. Other services available in the county but offered by other entities include library services and park and recreation services. These services received positive assessment from a majority of respondents and ratings for library services increased between 2012 and 2014.

Benchmark comparisons were not available for County-provided services but were available for non-County-provided services. Library services and park and recreation services in Adams County were rated similarly to other communities in the U.S., Colorado and the DRCOG region (see *Appendix E: Detailed Benchmark Comparisons*).

Figure 23: Services Provided by Adams County Associated with Quality of Life

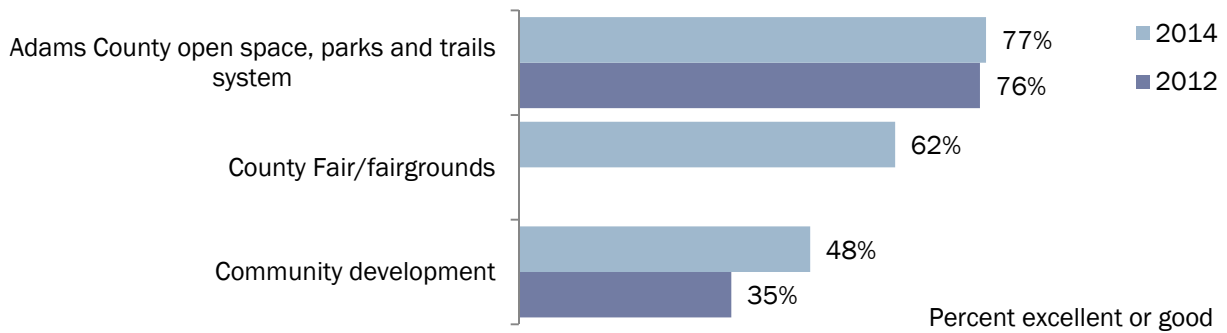


Figure 24: Services Provided by Other Entities Associated with Quality of life

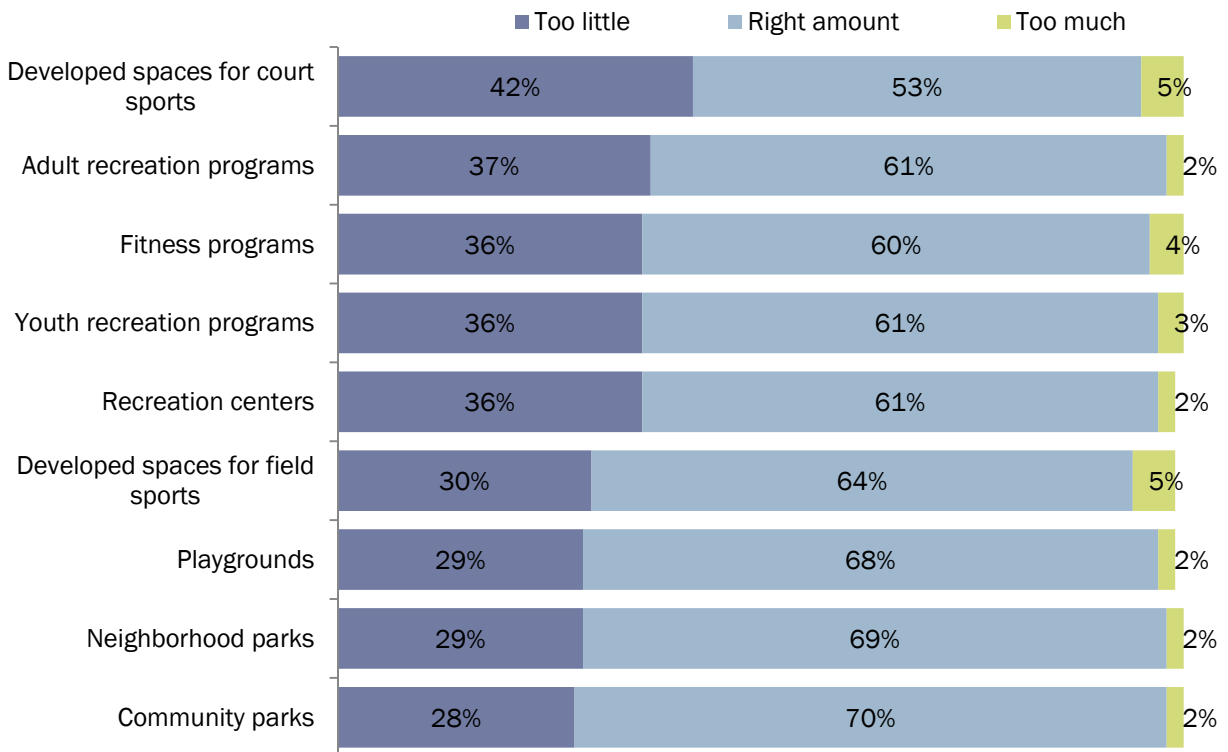


Resident Priorities

The 2014 survey assessed residents' satisfaction with the amount various parks and recreation facilities in the county. Overall, at least 6 in 10 respondents felt the County had the right amount of almost all facilities, including community and neighborhood parks, playgrounds, adult and youth recreation programs and sports fields. Residents were more likely to feel that there were too few developed spaces for court sports than there were the other types of parks and recreation facilities. Very few respondents felt there were too many of these facilities.

Figure 25: Adequacy of Park and Recreation Facilities

Parks serve various purposes within a community, some of which are listed below. For each, please rate whether you think there is too much, too little or about the right amount of parks or recreation facilities to serve your needs in each of these areas.



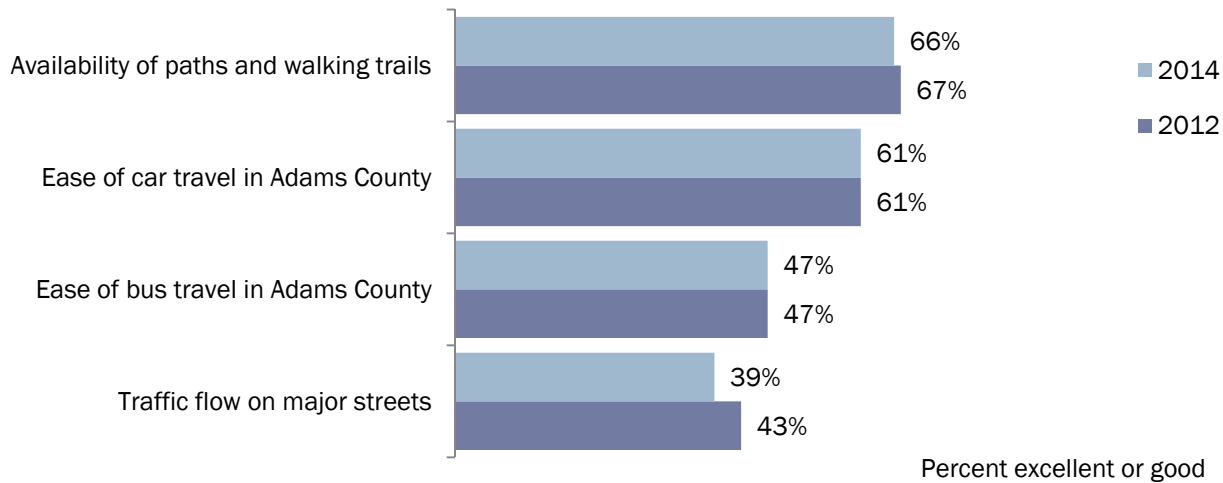
Safe and Reliable Infrastructure

Adams County will provide an appropriate, sustainable, public infrastructure that supports the quality of life of our citizens and employees, meets the needs of our businesses and supports economic development, and is maintained at the level of service our citizens and employees need. -Adams County Board of Commissioners Strategic Planning Document, FY2014 through FY2016, page 11

Community Characteristics

Adams County government wishes to prioritize the safety of its residents by ensuring its infrastructure can support the growing community. This includes residents being able to navigate and travel throughout the County using a variety of transportation options. Overall, traveling by car (61% excellent or good) was deemed easier than traveling by bus (47%), but traffic flow on major streets was viewed positively by less than half of respondents. A majority of survey respondents felt positively regarding the availability of paths and walking trails (66%). Overall, ratings for these aspects of Adams County were similar between survey administrations and generally similar to the ratings received by communities across the nation, in the DRCOG region and locally; ratings of these county characteristics tended to be lower when compared to the rest of Colorado (see *Appendix E: Detailed Benchmark Comparisons*).

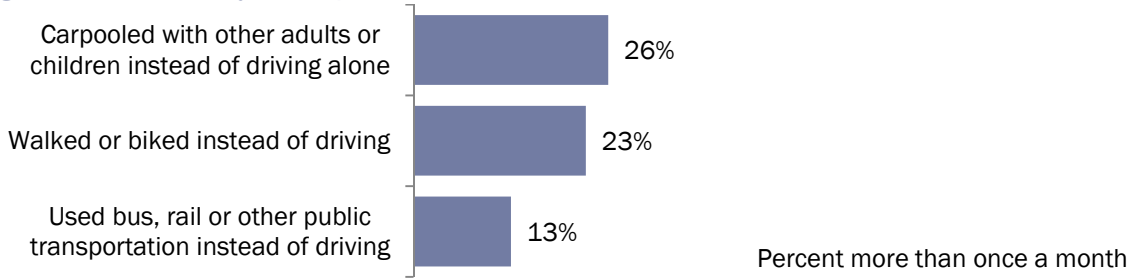
Figure 26: Community Characteristics Associated with Safe and Reliable Infrastructure



Community Participation

Related to navigating the community, a new question on the 2014 survey asked respondents how often they used a variety of transportation options. About one-quarter of respondents opted to carpool or walk or bike instead of driving alone more than once a month. Slightly fewer (13%) had taken public transportation (i.e., bus or rail) instead of driving. Compared to other communities in the U.S. and Colorado, fewer residents in Adams County used these alternative modes of transportation (see *Appendix E: Detailed Benchmark Comparisons*).

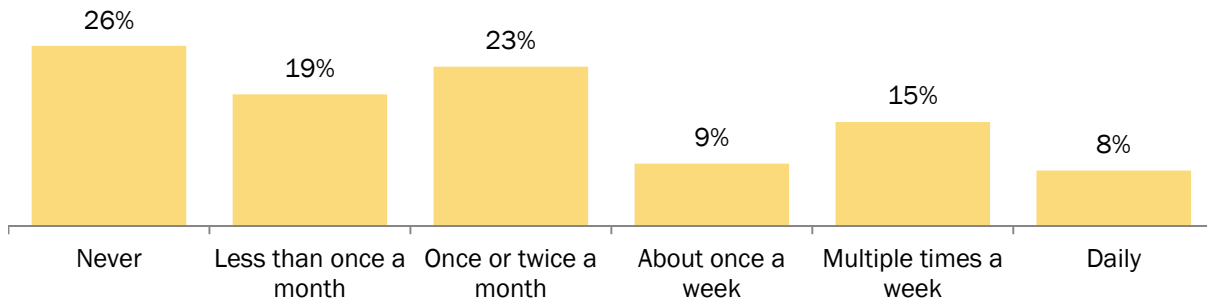
Figure 27: Community Participation in Activities Associated with Safe and Reliable Infrastructure



Despite the somewhat low proportion of respondents currently using public transportation, just over half of respondents indicated they would use the planned FasTracks Commuter Rail transit facilities at least once a month, with about one-quarter indicating they would use commuter rail at least multiple times a week. Only one-quarter thought they would never use these facilities.

Figure 28: Resident Projected Use of FasTracks

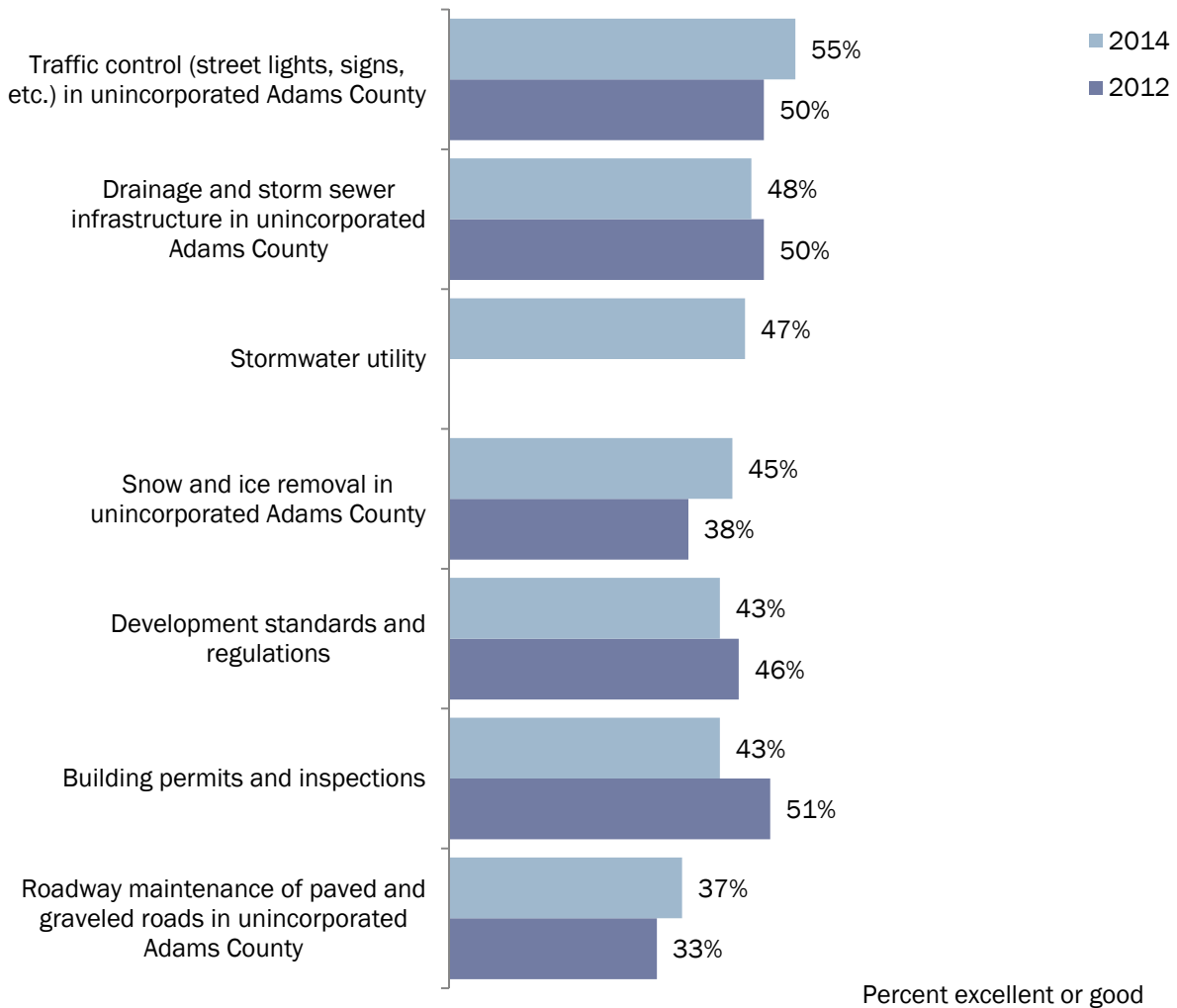
RTD's upcoming FasTracks Commuter Rail project includes several stations located throughout Adams County. In a typical month, how often, if at all, do you think you will use these new transit facilities?



Services

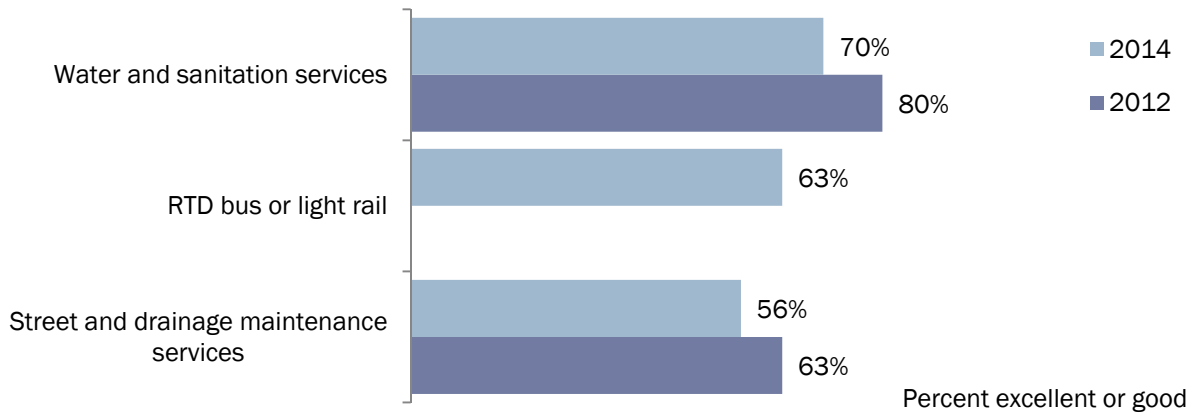
The services provided by the County associated with Safe and Reliable Infrastructure include traffic control, development standards and roadway maintenance, among others. On average, between 4 in 10 and 5 in 10 respondents rated these services in the county positively, with traffic control, drainage and storm sewer infrastructure and the stormwater utility receiving the highest ratings. Snow and ice removal received more positive assessments from respondents in 2014 compared to 2012, while building permits and inspections received fewer. Services for which benchmark comparisons were available tended to be rated lower in the county than elsewhere (see *Appendix E: Detailed Benchmark Comparisons*).

Figure 29: Services Provided by Adams County Associated with Safe and Reliable Infrastructure



Several services provided by other entities help provide Safe and Reliable Infrastructure in the county. These services include water and sanitation services, RTD bus and light rail and street and drainage maintenance. Overall, at least half of survey participants rated these services favorably. However, where trends were available, ratings decreased; specifically, both water and sanitation services and street and drainage maintenance were rated less favorably in 2014 than in 2012. Benchmark comparisons for these services were available at the national, state and local levels and tended to be similar to the averages seen in these other communities (see *Appendix E: Detailed Benchmark Comparisons*).

Figure 30: Services Provided by Other Entities Associated with Safe and Reliable Infrastructure



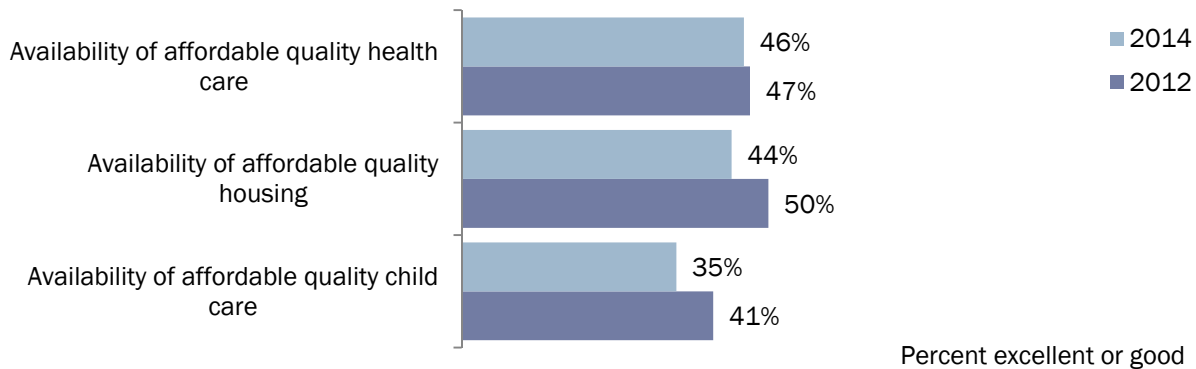
Supportive Human Services

We will provide a human services network that protects the vulnerable in our community. It improves lives through integral community partnerships. -Adams County Board of Commissioners Strategic Planning Document, FY2014 through FY2016, page 13

Community Characteristics

Having appropriate health care, housing and child care available to residents are important features of a community; residents without these amenities may find themselves vulnerable and in need of help. The goal of Supportive Human Services is to ensure that those who may be in need have help. Overall, about half of survey participants rated the availability of affordable quality health care and affordable quality housing positively; slightly fewer (about one-third) provided excellent or good assessments to the availability of affordable quality childcare. While ratings between survey years remained stable for the availability of affordable quality health care, declines were seen for the availability of affordable quality housing and child care. Compared to its benchmarking peers, Adams County received similar ratings for housing, but lower evaluations for child care and health care (see *Appendix E: Detailed Benchmark Comparisons*).

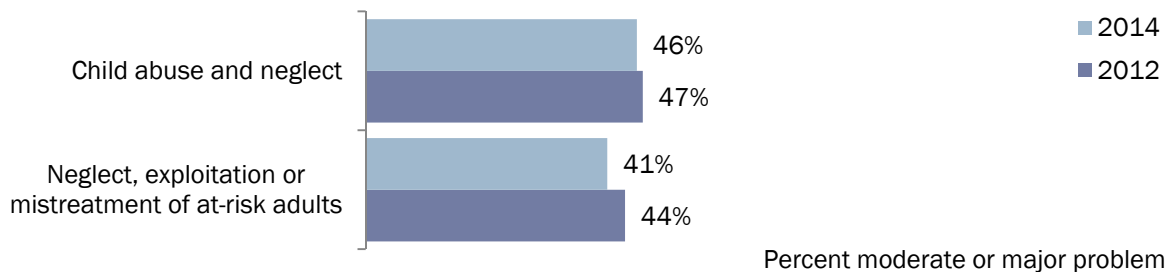
Figure 31: Community Characteristics Associated with Supportive Human Services



Potential Problems

Roughly two in five survey respondents felt that child abuse and neglect and the neglect, exploitation or mistreatment of at-risk adults were problems in the county. Ratings for these potential problems in the county were similar between survey years.

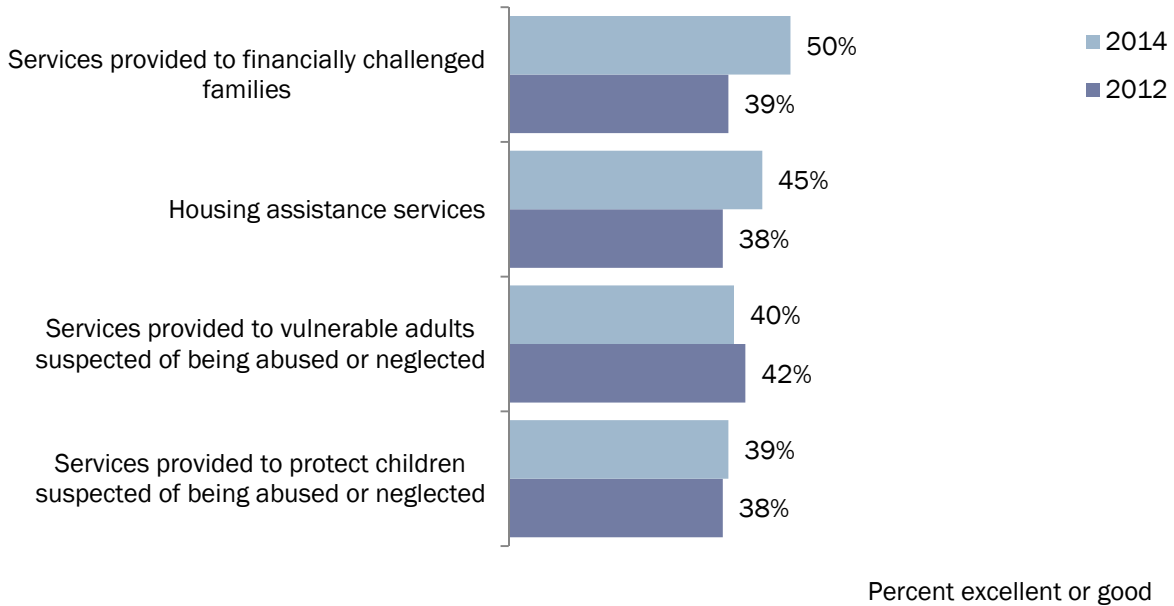
Figure 32: Potential Problems in Adams County Associated with Supportive Human Services



Services

The services provided by Adams County to ensure the safety of vulnerable populations were rated positively by about two in five survey participant on average. Services provided to financially challenged families and housing assistance services received more positive ratings in 2014 compared to 2012; other services were rated similarly between survey years. Where benchmark comparisons were available, Adams County received ratings similar to the ratings seen across the U.S. and Colorado (see *Appendix E: Detailed Benchmark Comparisons*).

Figure 33: Services Provided by Adams County Associated with Supportive Human Services



Community Participation

In both 2012 and 2014, about half of Adams County residents felt somewhat or very prepared for a disaster or emergency.

Figure 34: Residents' Emergency Preparedness



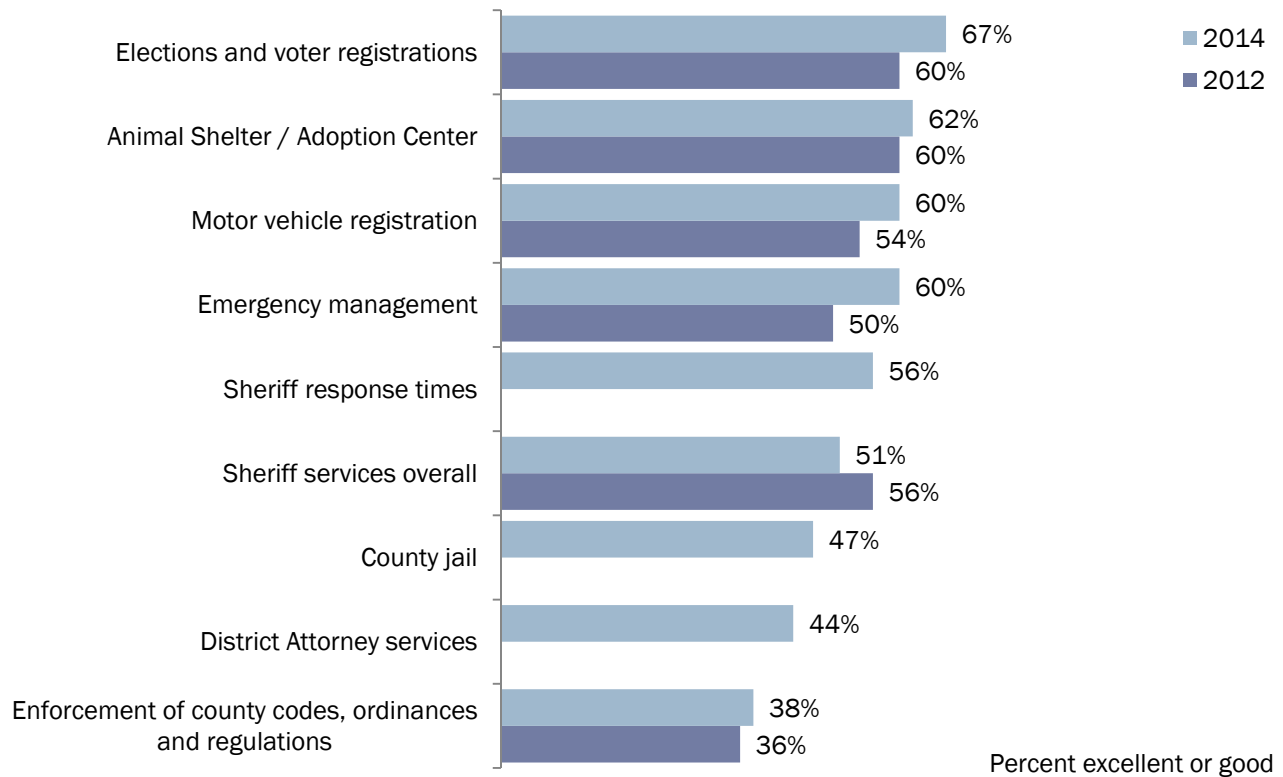
Additional Services in Adams County

Services

Adams County provides a number of additional services important to understanding quality of life in the county, though not specifically associated with a Strategic Plan goal. Many of these services received favorable ratings from a majority of residents. Elections and voter registrations, animal shelter and adoption center, motor vehicle registration and emergency management received excellent or good assessments from at least 6 in 10 survey participants. Elections, motor vehicle registration and emergency management showed increases in ratings in 2014 compared to 2012. Ratings of other services tended to remain stable over time.

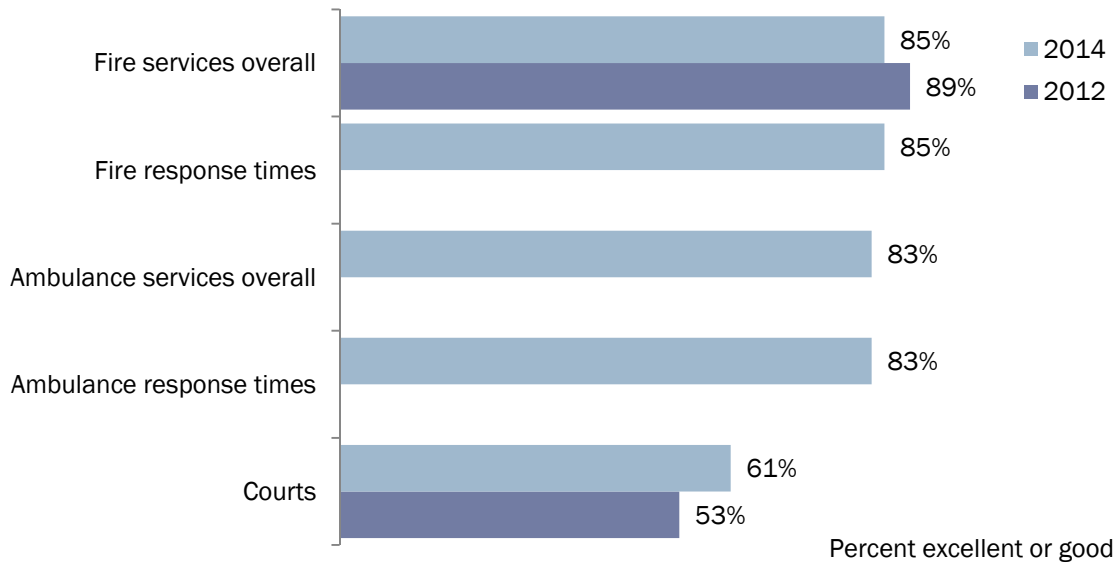
Emergency management and the animal shelter were rated similarly in Adams County when compared to other communities in the U.S., Colorado, other DRCOG counties and locally within Adams County; other services tended to be rated lower in Adams County compared to other communities (see *Appendix E: Detailed Benchmark Comparisons*).

Figure 35: Additional Services Provided by Adams County



The additional services available in the county that are provided by other entities tend to be public safety-type services. Overall, these services (e.g., fire and ambulance) received favorable ratings from about four in five survey participants. Courts in the county received slightly lower ratings (61% excellent or good); however, these ratings increased in 2014 when compared to 2012 ratings. When compared to the nation, these services were rated lower in Adams County, but tended to be similar when compared to other communities in Colorado and locally within Adams County (see *Appendix E: Detailed Benchmark Comparisons*).

Figure 36: Additional Services Provided by Other Entities



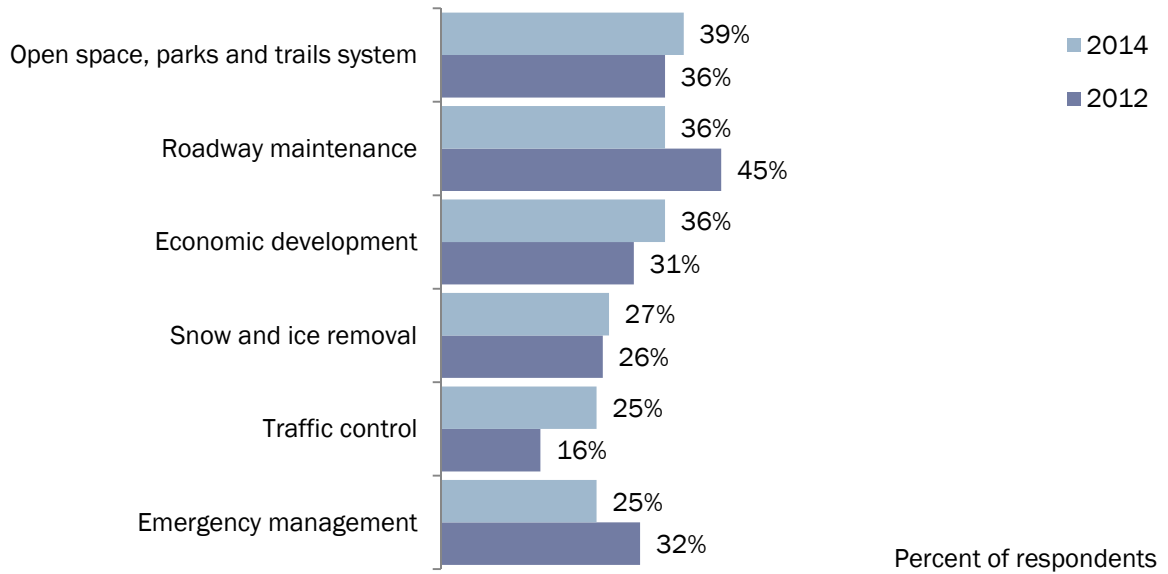
Resident Priorities

After rating all the Adams County-provided services available to them, survey respondents indicated the services they felt were the most and least important to maintaining and improving the quality of life in the county (see Figure 37 and Figure 38 on the following page). The most important services included open space, parks and trail systems; roadway maintenance; and economic development. About 4 in 10 respondents felt these were important to the quality of life in the county. Generally, the proportion of respondents indicating a specific service as one of the five most important was similar from 2012 to 2014. However, fewer respondents in 2014 than in 2012 indicated roadway maintenance, long range planning, code enforcement and emergency management as one of the five most important services, while the importance of the Workforce & Business Center and traffic control increased.

At least half of respondents felt online property lookup and Front Range Airport were the least important to quality of life, followed by public records and documents searches (39% survey respondents). Residents were less likely in 2014 than in 2012 to indicate that each of the following services were one of the five least important to the quality of life in the county: adult protective services; housing assistance services; community development; open space, parks and trails system; long range planning; elections and voter registrations; building permits and inspections; public records and documents searches; and economic development.

Figure 37: Top 5 Most Important Services for Quality of Life

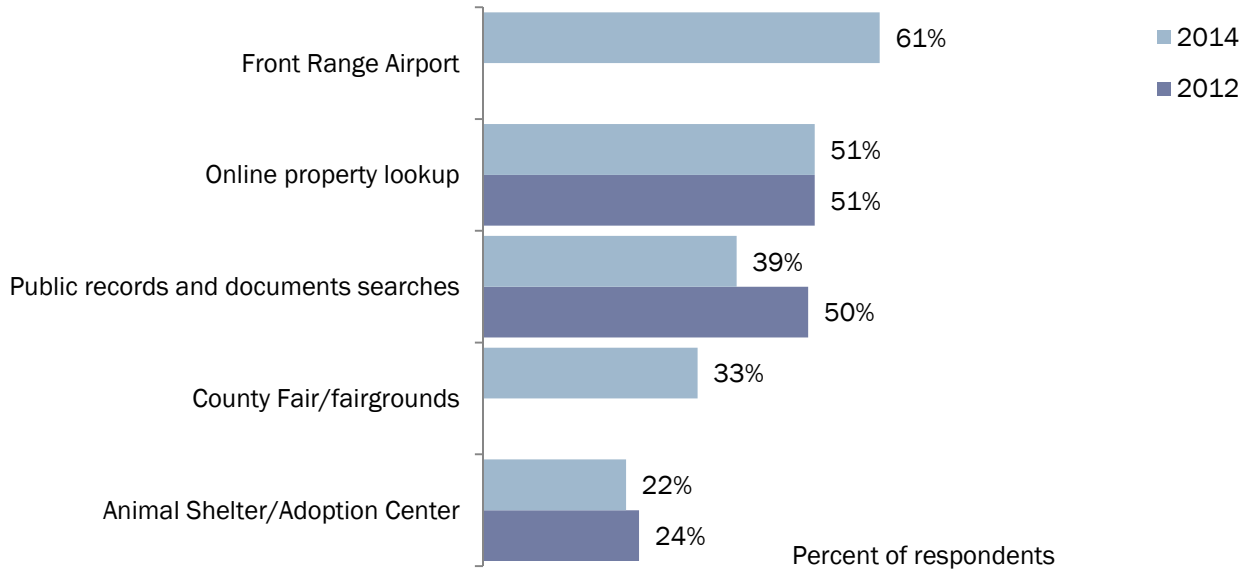
Looking at the services in Question 12, which FIVE (5) services do you think are MOST important for maintaining and improving the quality of life in Adams County?



Total may exceed 100% as respondents could select up to five services.

Figure 38: Top 5 Least Important Services for Quality of Life

Looking at the services in Question 12, which FIVE (5) services do you think are LEAST important for maintaining and improving the quality of life in Adams County?



Total may exceed 100% as respondents could select up to five services.

Appendix A: Respondent Characteristics

Characteristics of the survey respondents are displayed in the tables below.

Table 1: Question D1

How many years have you lived in Adams County?	Percent of respondents
5 years or less	31%
6 to 10 years	19%
11 to 20 years	19%
More than 20 years	31%
Total	100%

Table 2: Question D2

Which best describes where you currently live?	Percent of respondents
An urban area	22%
A suburban area	67%
A small town	5%
A rural area	6%
Total	100%

Table 3: Question D3

Do you rent or own your home?	Percent of respondents
Rent	31%
Own	69%
Total	100%

Table 4: Question D4

Do any children age 17 or younger live in your household?	Percent of respondents
Yes	41%
No	59%
Total	100%

Table 5: Question D5

Do you own a business in Adams County?	Percent of respondents
Yes	9%
No	91%
Total	100%

Table 6: Question D6

How much do you anticipate your household's total income before taxes will be for 2014? (Please include total income from all sources and all persons living in your household.)	Percent of respondents
Less than \$24,999	21%
\$25,000 to \$49,999	27%
\$50,000 to \$99,999	27%
\$100,000 to \$149,999	19%
\$150,000 or more	6%
Total	100%

Table 7: Question D7

Are you Spanish/Hispanic/Latino?	Percent of respondents
Yes	32%
No	68%
Total	100%

Table 8: Question D8

What is your race?	Percent of respondents
American Indian or Alaskan native	3%
Asian or Pacific Islander	4%
Black, African American	3%
White/Caucasian	80%
Other	15%

Note: Total may exceed 100% as respondents could select more than one option.

Table 9: Question D9

How much education have you completed?	Percent of respondents
0-11 years	4%
High school graduate	20%
Some college, no degree	25%
Associate degree	11%
Bachelor degree	22%
Graduate or professional degree	18%
Total	100%

Table 10: Question D10

What is your gender?	Percent of respondents
Male	48%
Female	52%
Total	100%

Table 11: Question D11

In which category is your age?	Percent of respondents
18-24 years	4%
25-34 years	28%
35-44 years	15%
45-54 years	25%
55-64 years	12%
65-74 years	9%
75 years or older	7%
Total	100%

Appendix B: Responses to Survey Questions

The full set of responses to each survey question is displayed in the tables on the following pages. The first set of tables show survey results excluding “don’t know” followed by tables of the survey results including “don’t know” responses.

Responses for questions excluding “don’t know”

Table 12: Question 1

Please rate each of the following aspects of quality of life in Adams County:	Excellent	Good	Fair	Poor	Total
Adams County as a place to live	16%	60%	21%	3%	100%
Your neighborhood as a place to live	23%	50%	18%	8%	100%
Adams County as a place to raise children	15%	47%	30%	9%	100%
Adams County as a place to work	10%	42%	36%	13%	100%
Adams County as a place to start and/or operate a business	8%	37%	40%	14%	100%
Adams County as a place to retire	15%	41%	32%	12%	100%
The overall quality of life in Adams County	12%	57%	27%	5%	100%

Table 13: Question 2

What do you like best about living in Adams County?	Percent of respondents
Small town feel, mix of rural and urban living	7%
Location, convenience, access (to mountains, to shopping, to Denver, etc.)	33%
Lower cost of living, affordability, lower housing costs	8%
Native, grew up in Adams County	2%
People, family, friends, neighborhood	11%
Safety, low crime, safety services	7%
Amenities, events, services	3%
Open space, parks and trails	6%
Quiet	7%
Lower tax rates	3%
Nothing	3%
Quality of life in general/everything	6%
Other	5%
Total	100%

Note: Results for coded open-ended responses; see Appendix C: Verbatim Responses to Open-ended Questions.

Table 14: Question 3

Please rate each of the following characteristics as they relate to Adams County as a whole:	Excellent	Good	Fair	Poor	Total
Sense of personal safety	11%	54%	29%	6%	100%
Sense of community	8%	40%	38%	14%	100%
Openness and acceptance of the community toward people of diverse backgrounds	10%	53%	28%	9%	100%

Adams County Quality of Life Survey Results • 2014

Please rate each of the following characteristics as they relate to Adams County as a whole:	Excellent	Good	Fair	Poor	Total
Overall appearance of Adams County	7%	48%	34%	11%	100%
Overall quality of new development in unincorporated Adams County	8%	43%	36%	14%	100%
Variety of housing options	9%	46%	32%	13%	100%
Overall quality of business and service establishments in Adams County	10%	46%	35%	10%	100%
Shopping opportunities	14%	44%	30%	12%	100%
Opportunities to attend cultural activities	6%	37%	37%	19%	100%
Recreational opportunities	16%	42%	32%	10%	100%
Opportunities to participate in outdoor recreation or enjoy nature	18%	40%	32%	9%	100%
Employment opportunities	6%	28%	47%	18%	100%
Educational opportunities	7%	35%	43%	16%	100%
Opportunities to participate in community matters	7%	47%	37%	9%	100%
Ease of car travel in Adams County	12%	49%	26%	13%	100%
Ease of bus travel in Adams County	11%	37%	33%	19%	100%
Availability of paths and walking trails	20%	46%	26%	8%	100%
Traffic flow on major streets	5%	34%	39%	22%	100%
Availability of affordable quality housing	6%	38%	36%	19%	100%
Availability of affordable quality child care	7%	28%	41%	24%	100%
Availability of affordable quality health care	7%	39%	36%	18%	100%
Availability of recycling services	18%	38%	25%	19%	100%
Drinking water quality	16%	37%	30%	18%	100%
Overall image or reputation of Adams County	6%	43%	37%	14%	100%

Table 15: Question 4

How prepared are you and your household for a disaster or emergency (e.g., flood, tornado, blizzard, etc.)?	Percent of respondents
Very prepared	12%
Somewhat prepared	40%
A little bit prepared	32%
Not at all prepared	15%
Total	100%

Table 16: Question 5

To what degree, if at all, are each of the following a problem in Adams County?	Not a problem	Minor problem	Moderate problem	Major problem	Total
Run down buildings, weed lots or junk vehicles	12%	39%	35%	14%	100%
Graffiti	17%	44%	29%	10%	100%
Violent crime (e.g., sexual assault, robbery)	14%	39%	41%	6%	100%
Property crimes (e.g., burglary, theft)	12%	35%	40%	13%	100%
Environmental hazards, including toxic waste	30%	39%	21%	9%	100%
Weeds and other noxious or invasive plants in open lands	16%	32%	36%	17%	100%
Child abuse and neglect	23%	31%	35%	11%	100%
Neglect, exploitation or mistreatment of at-risk adults	27%	32%	30%	11%	100%

Table 17: Question 6

Please indicate how likely or unlikely you are to do each of the following:	Very likely	Somewhat likely	Somewhat unlikely	Very unlikely	Total
Recommend living in Adams County to someone who asks	27%	53%	10%	10%	100%
Remain in Adams County for the next five years	49%	29%	9%	12%	100%

Table 18: Question 7

In the last 12 months, about how many times, if at all, have you or other household members done each of the following in Adams County?	2 times a week or more	2-4 times a month	Once a month or less	Not at all	Total
Visited a neighborhood park or Adams County park	22%	31%	34%	14%	100%
Used Adams County public libraries or their services	12%	16%	32%	40%	100%
Participated in religious or spiritual activities in Adams County	11%	14%	14%	62%	100%
Attended a County-sponsored event	1%	5%	31%	62%	100%
Used bus, rail or other public transportation instead of driving	7%	6%	14%	73%	100%
Carpooled with other adults or children instead of driving alone	11%	15%	13%	62%	100%
Walked or biked instead of driving	11%	12%	22%	55%	100%
Volunteered your time to some group/activity in Adams County	7%	7%	11%	74%	100%
Participated in a club	3%	6%	9%	81%	100%
Talked to or visited with your immediate neighbors	41%	33%	18%	9%	100%
Done a favor for a neighbor	19%	27%	38%	16%	100%

Table 19: Question 8

RTD's upcoming FasTracks Commuter Rail project includes several stations located throughout Adams County. In a typical month, how often, if at all, do you think you will use these new transit facilities?	Percent of respondents
Never	26%
Less than once a month	19%
Once or twice a month	23%
About once a week	9%
Multiple times a week	15%
Daily	8%
Total	100%

Table 20: Question 9

How well is Adams County retaining existing businesses and attracting new businesses?	Percent of respondents
Excellent	6%
Good	31%
Fair	44%
Poor	19%
Total	100%

Table 21: Question 10

To what extent would you support or oppose the County using existing tax dollars to attract businesses for job creation?	Percent of respondents
Strongly support	22%
Somewhat support	53%
Somewhat oppose	16%
Strongly oppose	8%
Total	100%

Table 22: Question 11

Please rate the quality of each of the following services provided by other agencies (e.g., special districts and metro districts), not by Adams County.	Excellent	Good	Fair	Poor	Total
Public school districts	11%	43%	30%	15%	100%
Fire response times	33%	51%	9%	6%	100%
Fire services overall	33%	52%	13%	2%	100%
Ambulance response times	31%	52%	14%	3%	100%
Ambulance services overall	28%	55%	14%	3%	100%
Water and sanitation services	19%	51%	21%	9%	100%
Street and drainage maintenance services	11%	46%	29%	15%	100%
Library services	31%	54%	13%	2%	100%
Park and recreation services	27%	52%	18%	3%	100%
RTD bus or light rail	18%	45%	22%	15%	100%
Courts	12%	49%	27%	12%	100%

Table 23: Question 12

Please rate the quality of each of the following services provided by Adams County:	Excellent	Good	Fair	Poor	Total
Adams County open space, parks and trails system	25%	52%	19%	4%	100%
Animal Shelter / Adoption Center	15%	47%	26%	12%	100%
Building permits and inspections	7%	36%	38%	19%	100%
Collection of property taxes	12%	43%	36%	9%	100%
Community development (build the capacity of citizen groups and community organizations so they may enhance the economic, social, environmental and cultural well-being of our communities)	7%	41%	41%	11%	100%
County Fair/fairgrounds	14%	48%	31%	7%	100%
County jail	9%	38%	35%	18%	100%
District Attorney services	14%	30%	35%	21%	100%
Development standards and regulations (sets standards and regulations for the unincorporated areas of the county to guide development to protect and promote the public health, safety, and general welfare of the county)	9%	34%	44%	14%	100%
Drainage and storm sewer infrastructure (adequate to handle storm events and prevent flooding) in unincorporated Adams County	7%	41%	36%	16%	100%
Economic development (identify and encourage investments by businesses, creating new jobs).	5%	31%	38%	26%	100%
Elections and voter registrations	14%	53%	29%	5%	100%
Emergency management (coordinates the efforts in coping with emergencies, disasters and terrorist threats by preparing, responding, recovering and mitigating incidents)	16%	44%	30%	10%	100%

Adams County Quality of Life Survey Results • 2014

Please rate the quality of each of the following services provided by Adams County:	Excellent	Good	Fair	Poor	Total
Employment assistance programs through the Workforce & Business Center	10%	34%	35%	21%	100%
Enforcement of county codes, ordinances and regulations (building codes, zoning and development regulations, Blight Ordinance enforcement for the removal of junk and weeds, graffiti removal)	6%	32%	36%	26%	100%
Front Range Airport	16%	42%	32%	10%	100%
Housing assistance services (emergency housing, rental assistance, down payment assistance for first-time home buyers, etc.)	12%	33%	29%	25%	100%
Long range planning (administers and updates the Comprehensive Long Range Plan, coordinates with both local and regional stakeholders in planning for the current and future needs of the county)	8%	36%	42%	15%	100%
Motor vehicle registration	15%	45%	25%	14%	100%
Online (internet) property lookup	11%	48%	31%	10%	100%
Public records and documents searches	11%	43%	38%	9%	100%
Roadway maintenance of paved and graveled roads in unincorporated Adams County	8%	29%	43%	21%	100%
Services provided to financially challenged families, programs like Temporary Assistance to Needy Families (TANF), Military Assistance Program, Food Assistance (SNAP/Food Stamps), etc.	16%	34%	30%	20%	100%
Services provided to protect children suspected of being abused or neglected	11%	29%	39%	22%	100%
Services provided to vulnerable adults suspected of being abused or neglected	11%	29%	41%	19%	100%
Sheriff response times	13%	43%	33%	10%	100%
Sheriff services overall	13%	38%	38%	11%	100%
Snow and ice removal in unincorporated Adams County	9%	36%	32%	24%	100%
Stormwater utility	9%	38%	40%	13%	100%
Traffic control (street lights, signs, etc.) in unincorporated Adams County	9%	47%	33%	12%	100%

Table 24: Question 13

Looking at the services in Question 12, which FIVE (5) services do you think are MOST important for maintaining and improving the quality of life in Adams County? (Please write in the appropriate letter(s) for the services below.)	Percent of respondents
Open space, parks and trails system	39%
Animal Shelter/Adoption Center	8%
Building permits and inspections	3%
Collection of property taxes	8%
Community development	21%
County Fair/fairgrounds	3%
County jail	7%
District Attorney services	5%
Development standards and regulations	17%
Drainage and storm sewer infrastructure	17%
Economic development	36%
Elections and voter registrations	3%
Emergency management	25%
Workforce & Business Center	20%
Code enforcement	22%
Front Range Airport	1%

Looking at the services in Question 12, which FIVE (5) services do you think are MOST important for maintaining and improving the quality of life in Adams County? (Please write in the appropriate letter(s) for the services below.)	Percent of respondents
Housing assistance services	15%
Long range planning	19%
Motor vehicle registration	12%
Online property lookup	3%
Public records and documents searches	1%
Roadway maintenance	36%
Financial services	22%
Child protective services	24%
Adult protective services	13%
Sheriff response times	19%
Sheriff services overall	23%
Snow and ice removal	27%
Stormwater utility	5%
Traffic control	25%

Note: Total may exceed 100% as respondents could select up to five services.

Table 25: Question 14

Looking at the services in Question 12, which FIVE (5) services do you think are LEAST important for maintaining and improving the quality of life in Adams County? (Please write in the appropriate letter(s) for the services below.)	Percent of respondents
Open space, parks and trails system	7%
Animal Shelter/Adoption Center	22%
Building permits and inspections	13%
Collection of property taxes	18%
Community development	9%
County Fair/fairgrounds	33%
County jail	14%
District Attorney services	17%
Development standards and regulations	17%
Drainage and storm sewer infrastructure	5%
Economic development	7%
Elections and voter registrations	19%
Emergency management	2%
Workforce & Business Center	9%
Code enforcement	9%
Front Range Airport	61%
Housing assistance services	12%
Long range planning	11%
Motor vehicle registration	14%
Online property lookup	51%
Public records and documents searches	39%
Roadway maintenance	4%
Financial services	15%
Child protective services	4%
Adult protective services	3%
Sheriff response times	2%

Looking at the services in Question 12, which FIVE (5) services do you think are LEAST important for maintaining and improving the quality of life in Adams County? (Please write in the appropriate letter(s) for the services below.)	Percent of respondents
Sheriff services overall	2%
Snow and ice removal	8%
Stormwater utility	13%
Traffic control	8%

Note: Total may exceed 100% as respondents could select up to five services.

Table 26: Question 15

Overall, how would you rate the quality of the services provided by Adams County?	Percent of respondents
Excellent	8%
Good	51%
Fair	35%
Poor	5%
Total	100%

Table 27: Question 16

How would you rate the value of services you receive from Adams County for the taxes paid?	Percent of respondents
Excellent	5%
Good	42%
Fair	41%
Poor	13%
Total	100%

Table 28: Question 17

How informed would you say you are about the job Adams County government is doing?	Percent of respondents
Very well informed	4%
Informed	14%
Somewhat informed	46%
Hardly informed at all	36%
Total	100%

Table 29: Question 18

How much of the time do you think you can trust Adams County government to do what is right?	Percent of respondents
Always	4%
Most of the time	46%
Only some of the time	37%
Almost never	9%
Never	4%
Total	100%

Table 30: Question 19

Overall, how would you rate the overall direction that Adams County is taking?	Percent of respondents
Excellent	5%
Good	48%
Fair	39%
Poor	8%
Total	100%

Table 31: Question 20

Please rate how well Adams County is currently doing in each of the following areas:	Excellent	Good	Fair	Poor	Total
Welcoming resident involvement	10%	35%	34%	20%	100%
Being responsive to residents	5%	31%	44%	20%	100%
Generally acting in the best interest of the community	6%	40%	40%	14%	100%
Informing residents about issues facing the community	5%	30%	38%	27%	100%
Accessibility of elected officials	4%	29%	39%	27%	100%
Being open and transparent to the public	3%	26%	42%	29%	100%
Giving residents a chance to express their views before making decisions	5%	27%	39%	28%	100%
Being honest	4%	32%	37%	27%	100%
Treating residents with fairness and respect	5%	37%	37%	21%	100%

Table 32: Question 21

Have you had any in-person, phone or email contact with an Adams County employee, regardless of department or office, within the last 12 months (including sheriff, receptionists, planners, engineers or any others)?	Percent of respondents
No	57%
Yes	43%
Total	100%

Table 33: Question 22

What was your impression of the Adams County employee in your most recent contact? Rate each characteristic below.)	Excellent	Good	Fair	Poor	Total
Knowledge	26%	45%	22%	7%	100%
Responsiveness	27%	37%	23%	13%	100%
Respectfulness	31%	43%	17%	9%	100%
Courtesy	32%	44%	15%	10%	100%
Overall impression	29%	42%	17%	13%	100%

Table 34: Question 23

Parks serve various purposes within a community, some of which are listed below. For each, please rate whether you think there is too much, too little or about the right amount of parks or recreation facilities to serve your needs in each of these areas.	Far too little	Somewhat too little	About the right amount	Somewhat too much	Far too much	Total
Neighborhood parks (areas of intensive recreational activities, such as playgrounds, picnicking, field or court games etc.)	8%	21%	69%	1%	1%	100%
Community parks (provide community-based recreation needs, serving multiple neighborhoods; also may preserve unique landscapes and open spaces)	7%	21%	70%	1%	1%	100%
Developed spaces for field sports (e.g., soccer, football, softball, baseball, lacrosse)	7%	23%	64%	2%	3%	100%
Developed spaces for court sports (e.g., tennis, basketball)	11%	31%	53%	3%	2%	100%
Playgrounds	8%	22%	68%	1%	2%	100%
Recreation centers	12%	24%	61%	1%	2%	100%
Youth recreation programs	12%	24%	61%	1%	2%	100%
Adult recreation programs	11%	25%	61%	1%	1%	100%
Fitness programs (e.g., aerobics, yoga, spinning, etc.)	13%	22%	60%	3%	2%	100%

Table 35: Question 24

Currently Adams County provides approximately \$900,000 of funding annually to the Front Range Airport. To what extent do you support or oppose the county government providing funding for the Front Range Airport?	Percent of respondents
Strongly support	8%
Somewhat support	26%
Somewhat oppose	45%
Strongly oppose	21%
Total	100%

Table 36: Question 25

Considering each of the following areas of County service delivery, please indicate whether you feel the County should apply more effort, the same amount of effort or less effort toward each.	More effort	Same effort	Less effort	Total
Community Services (includes development review, including long-range planning, fostering public/private partnerships, code enforcement, sustainability efforts to save taxpayer dollars and reduce the county's impact on the environment, funds to help rehab	48%	48%	3%	100%
Parks and Open Space (includes trails, fairgrounds, lake area, developed parks and public park buildings)	38%	58%	4%	100%
Economic Development (includes attracting and retaining businesses and jobs)	57%	37%	6%	100%
Human Services (includes unemployment assistance, workforce training, child protection, adult protection, services for financially challenged families, Head Start, etc.)	49%	45%	6%	100%
Law Enforcement (includes Sheriff patrol, crime prevention, jail, District Attorney, prosecution, courts, etc.)	36%	59%	5%	100%
Public Services (includes maintaining official public records, Clerk and Recorder functions such as marriage licenses, elections, Assessor's valuation of property, Coroner, Treasurer, etc.)	17%	75%	8%	100%
Transportation Infrastructure Maintenance (includes maintenance of roads, bridges, drainage systems; snow removal, etc.)	52%	47%	2%	100%
Transportation Infrastructure Construction (includes construction of new roads, widening of existing roads, sidewalk construction, etc.)	49%	47%	5%	100%

Table 37: Question 26

Thinking of how you currently get information about events or issues, how likely would you be to obtain information about Adams County like public hearings, community meetings, upcoming programs and events like the fair or rodeo, etc. in the following formats?	Very likely	Likely	A little bit likely	Not at all likely	Total
Adams County Annual Budget	9%	19%	27%	44%	100%
Adams County Annual Report	8%	22%	28%	41%	100%
Adams County Facebook page (www.facebook.com/AdamsCounty)	8%	17%	19%	56%	100%
Adams County Twitter page (twitter.com/adams_county_co)	6%	8%	10%	76%	100%
Adams County website (www.adcogov.org)	15%	32%	25%	28%	100%
Emails from Adams County	11%	21%	27%	41%	100%
Web blogs	4%	11%	18%	67%	100%
Text messages	5%	13%	18%	64%	100%
Information provided at county facilities (e.g., the county government building, the fairgrounds, etc.)	7%	27%	29%	36%	100%
Local press (e.g., television news, radio news, local newspapers, online versions of any of these)	23%	36%	23%	17%	100%
Mailings to your home address	26%	43%	22%	10%	100%
Community newsletters with information about Adams County	29%	37%	24%	11%	100%
Word of mouth (from family, friends, or neighbors, etc.)	12%	32%	26%	29%	100%

Responses for questions including “don’t know”

Table 38: Question 1

Please rate each of the following aspects of quality of life in Adams County:	Excellent	Good	Fair	Poor	Don't know	Total
Adams County as a place to live	16%	60%	21%	3%	0%	100%
Your neighborhood as a place to live	23%	50%	18%	8%	0%	100%
Adams County as a place to raise children	13%	41%	26%	8%	13%	100%
Adams County as a place to work	7%	29%	24%	9%	32%	100%
Adams County as a place to start and/or operate a business	4%	18%	20%	7%	51%	100%
Adams County as a place to retire	10%	28%	21%	8%	33%	100%
The overall quality of life in Adams County	12%	56%	26%	5%	2%	100%

Table 39: Question 2

What do you like best about living in Adams County?	Percent of respondents
Small town feel, mix of rural and urban living	6%
Location, convenience, access (to mountains, to shopping, to Denver, etc.)	31%
Lower cost of living, affordability, lower housing costs	7%
Native, grew up in Adams County	2%
People, family, friends, neighborhood	10%
Safety, low crime, safety services	7%
Amenities, events, services	3%
Open space, parks and trails	6%
Quiet	6%
Lower tax rates	2%
Nothing	3%
Quality of life in general/everything	6%
Other	5%
Don't know/Just moved in	5%
Total	100%

Note: Results for coded open-ended responses; see Appendix C: Verbatim Responses to Open-ended Questions.

Table 40: Question 3

Please rate each of the following characteristics as they relate to Adams County as a whole:	Excellent	Good	Fair	Poor	Don't know	Total
Sense of personal safety	11%	53%	29%	6%	1%	100%
Sense of community	8%	39%	37%	14%	1%	100%
Openness and acceptance of the community toward people of diverse backgrounds	9%	48%	25%	8%	9%	100%
Overall appearance of Adams County	7%	48%	34%	11%	1%	100%
Overall quality of new development in unincorporated Adams County	6%	33%	28%	11%	22%	100%
Variety of housing options	9%	43%	30%	12%	7%	100%
Overall quality of business and service establishments in	9%	43%	33%	9%	5%	100%

Adams County Quality of Life Survey Results • 2014

Please rate each of the following characteristics as they relate to Adams County as a whole:	Excellent	Good	Fair	Poor	Don't know	Total
Adams County						
Shopping opportunities	13%	44%	30%	12%	1%	100%
Opportunities to attend cultural activities	5%	31%	32%	16%	15%	100%
Recreational opportunities	14%	39%	30%	9%	7%	100%
Opportunities to participate in outdoor recreation or enjoy nature	17%	38%	31%	8%	5%	100%
Employment opportunities	4%	20%	34%	13%	29%	100%
Educational opportunities	5%	29%	35%	13%	18%	100%
Opportunities to participate in community matters	6%	39%	30%	7%	19%	100%
Ease of car travel in Adams County	12%	47%	25%	12%	4%	100%
Ease of bus travel in Adams County	7%	23%	21%	12%	38%	100%
Question 7 Availability of paths and walking trails	18%	43%	24%	7%	8%	100%
Traffic flow on major streets	4%	33%	37%	22%	3%	100%
Availability of affordable quality housing	5%	32%	30%	16%	16%	100%
Availability of affordable quality child care	3%	12%	18%	10%	57%	100%
Availability of affordable quality health care	6%	30%	28%	14%	22%	100%
Availability of recycling services	15%	32%	20%	16%	17%	100%
Drinking water quality	15%	35%	28%	17%	4%	100%
Overall image or reputation of Adams County	6%	42%	36%	13%	3%	100%

Table 41: Question 4

How prepared are you and your household for a disaster or emergency (e.g., flood, tornado, blizzard, etc.)?	Percent of respondents
Very prepared	12%
Somewhat prepared	40%
A little bit prepared	32%
Not at all prepared	15%
Total	100%

Table 42: Question 5

To what degree, if at all, are each of the following a problem in Adams County?	Not a problem	Minor problem	Moderate problem	Major problem	Don't know	Total
Run down buildings, weed lots or junk vehicles	12%	37%	34%	13%	5%	100%
Graffiti	16%	40%	27%	9%	8%	100%
Violent crime (e.g., sexual assault, robbery)	11%	30%	32%	4%	23%	100%
Property crimes (e.g., burglary, theft)	10%	29%	33%	10%	18%	100%
Environmental hazards, including toxic waste	19%	25%	13%	6%	38%	100%
Weeds and other noxious or invasive plants in open lands	14%	27%	30%	14%	15%	100%
Child abuse and neglect	11%	14%	16%	5%	53%	100%
Neglect, exploitation or mistreatment of at-risk adults	11%	14%	13%	5%	58%	100%

Table 43: Question 6

Please indicate how likely or unlikely you are to do each of the following:	Very likely	Somewhat likely	Somewhat unlikely	Very unlikely	Don't know	Total
Recommend living in Adams County to someone who asks	26%	52%	10%	9%	2%	100%
Remain in Adams County for the next five years	48%	29%	9%	12%	3%	100%

Table 44: Question 7

In the last 12 months, about how many times, if at all, have you or other household members done each of the following in Adams County?	2 times a week or more	2-4 times a month	Once a month or less	Not at all	Total
Visited a neighborhood park or Adams County park	22%	31%	34%	14%	100%
Used Adams County public libraries or their services	12%	16%	32%	40%	100%
Participated in religious or spiritual activities in Adams County	11%	14%	14%	62%	100%
Attended a County-sponsored event	1%	5%	31%	62%	100%
Used bus, rail or other public transportation instead of driving	7%	6%	14%	73%	100%
Carpooled with other adults or children instead of driving alone	11%	15%	13%	62%	100%
Walked or biked instead of driving	11%	12%	22%	55%	100%
Volunteered your time to some group/activity in Adams County	7%	7%	11%	74%	100%
Participated in a club	3%	6%	9%	81%	100%
Talked to or visited with your immediate neighbors	41%	33%	18%	9%	100%
Done a favor for a neighbor	19%	27%	38%	16%	100%

Table 45: Question 8

RTD's upcoming FasTracks Commuter Rail project includes several stations located throughout Adams County. In a typical month, how often, if at all, do you think you will use these new transit facilities?	Percent of respondents
Never	21%
Less than once a month	15%
Once or twice a month	18%
About once a week	8%
Multiple times a week	12%
Daily	7%
Don't know	20%
Total	100%

Table 46: Question 9

How well is Adams County retaining existing businesses and attracting new businesses?	Percent of respondents
Excellent	3%
Good	18%
Fair	26%
Poor	11%
Don't Know	39%
It is not the job of Adams County to retain and attract businesses	3%
Total	100%

Table 47: Question 10

To what extent would you support or oppose the County using existing tax dollars to attract businesses for job creation?	Percent of respondents
Strongly support	20%
Somewhat support	47%
Somewhat oppose	14%
Strongly oppose	7%
Don't know	12%
Total	100%

Table 48: Question 11

Please rate the quality of each of the following services provided by other agencies (e.g., special districts and metro districts), not by Adams County.	Excellent	Good	Fair	Poor	Don't know or Not applicable	Total
Public school districts	7%	28%	20%	10%	34%	100%
Fire response times	20%	30%	6%	4%	41%	100%
Fire services overall	21%	33%	8%	1%	37%	100%
Ambulance response times	18%	30%	8%	2%	42%	100%
Ambulance services overall	17%	32%	8%	2%	41%	100%
Water and sanitation services	16%	42%	17%	7%	19%	100%
Street and drainage maintenance services	9%	38%	24%	12%	17%	100%
Library services	21%	37%	8%	1%	33%	100%
Park and recreation services	22%	43%	15%	2%	17%	100%
RTD bus or light rail	11%	26%	13%	9%	43%	100%
Courts	6%	25%	14%	6%	48%	100%

Table 49: Question 12

Please rate the quality of each of the following services provided by Adams County:	Excellent	Good	Fair	Poor	Don't know or Not applicable	Total
Adams County open space, parks and trails system	22%	46%	17%	3%	12%	100%
Animal Shelter / Adoption Center	6%	21%	11%	5%	56%	100%
Building permits and inspections	3%	15%	15%	7%	60%	100%
Collection of property taxes	8%	28%	23%	6%	36%	100%
Community development (build the capacity of citizen groups and community organizations so they may enhance the economic, social, environmental and cultural well-being of our communities)	3%	21%	21%	6%	49%	100%
County Fair/fairgrounds	8%	28%	18%	4%	42%	100%
County jail	2%	10%	9%	5%	75%	100%
District Attorney services	4%	8%	10%	6%	72%	100%
Development standards and regulations (sets standards and regulations for the unincorporated areas of the county to guide development to protect and promote the public health, safety, and general welfare of the county)	4%	15%	20%	6%	54%	100%
Drainage and storm sewer infrastructure (adequate to handle storm events and prevent flooding) in unincorporated Adams County	5%	29%	26%	11%	28%	100%
Economic development (identify and encourage investments by businesses, creating new jobs).	3%	18%	22%	15%	41%	100%
Elections and voter registrations	11%	43%	23%	4%	19%	100%
Emergency management (coordinates the efforts in coping with emergencies, disasters and terrorist threats by preparing, responding, recovering and mitigating incidents)	7%	20%	13%	5%	55%	100%
Employment assistance programs through the Workforce & Business Center	4%	13%	13%	8%	61%	100%
Enforcement of county codes, ordinances and regulations (building codes, zoning and development regulations, Blight Ordinance enforcement for the removal of junk and weeds, graffiti removal)	4%	21%	23%	17%	36%	100%
Front Range Airport	5%	12%	9%	3%	72%	100%
Housing assistance services (emergency housing, rental assistance, down payment assistance for first-time home buyers, etc.)	4%	10%	9%	8%	70%	100%
Long range planning (administers and updates the Comprehensive Long Range Plan, coordinates with both local and regional stakeholders in planning for the current and future needs of the county)	2%	11%	13%	5%	69%	100%
Motor vehicle registration	13%	41%	23%	13%	10%	100%
Online (internet) property lookup	6%	27%	17%	5%	44%	100%
Public records and documents searches	5%	21%	19%	4%	51%	100%
Roadway maintenance of paved and graveled roads in unincorporated Adams County	6%	24%	34%	17%	19%	100%
Services provided to financially challenged families, programs like Temporary Assistance to Needy Families (TANF), Military Assistance Program, Food Assistance (SNAP/Food Stamps), etc.	6%	13%	11%	8%	62%	100%

Adams County Quality of Life Survey Results • 2014

Please rate the quality of each of the following services provided by Adams County:	Excellent	Good	Fair	Poor	Don't know or Not applicable	Total
Services provided to protect children suspected of being abused or neglected	3%	8%	11%	6%	72%	100%
Services provided to vulnerable adults suspected of being abused or neglected	3%	7%	10%	5%	76%	100%
Sheriff response times	6%	19%	15%	5%	55%	100%
Sheriff services overall	6%	19%	19%	6%	49%	100%
Snow and ice removal in unincorporated Adams County	7%	27%	24%	18%	24%	100%
Stormwater utility	5%	23%	24%	8%	40%	100%
Traffic control (street lights, signs, etc.) in unincorporated Adams County	7%	39%	28%	10%	16%	100%

Table 50: Question 13

Looking at the services in Question 12, which FIVE (5) services do you think are MOST important for maintaining and improving the quality of life in Adams County? (Please write in the appropriate letter(s) for the services below.)	Percent of respondents
Open space, parks and trails system	39%
Animal Shelter/Adoption Center	8%
Building permits and inspections	3%
Collection of property taxes	8%
Community development	21%
County Fair/fairgrounds	3%
County jail	7%
District Attorney services	5%
Development standards and regulations	17%
Drainage and storm sewer infrastructure	17%
Economic development	36%
Elections and voter registrations	3%
Emergency management	25%
Workforce & Business Center	20%
Code enforcement	22%
Front Range Airport	1%
Housing assistance services	15%
Long range planning	19%
Motor vehicle registration	12%
Online property lookup	3%
Public records and documents searches	1%
Roadway maintenance	36%
Financial services	22%
Child protective services	24%
Adult protective services	13%
Sheriff response times	19%
Sheriff services overall	23%
Snow and ice removal	27%
Stormwater utility	5%
Traffic control	25%

Note: Total may exceed 100% as respondents could select up to five services.

Table 51: Question 14

Looking at the services in Question 12, which FIVE (5) services do you think are LEAST important for maintaining and improving the quality of life in Adams County? (Please write in the appropriate letter(s) for the services below.)	Percent of respondents
Open space, parks and trails system	7%
Animal Shelter/Adoption Center	22%
Building permits and inspections	13%
Collection of property taxes	18%
Community development	9%
County Fair/fairgrounds	33%
County jail	14%
District Attorney services	17%
Development standards and regulations	17%
Drainage and storm sewer infrastructure	5%
Economic development	7%
Elections and voter registrations	19%
Emergency management	2%
Workforce & Business Center	9%
Code enforcement	9%
Front Range Airport	61%
Housing assistance services	12%
Long range planning	11%
Motor vehicle registration	14%
Online property lookup	51%
Public records and documents searches	39%
Roadway maintenance	4%
Financial services	15%
Child protective services	4%
Adult protective services	3%
Sheriff response times	2%
Sheriff services overall	2%
Snow and ice removal	8%
Stormwater utility	13%
Traffic control	8%

Note: Total may exceed 100% as respondents could select up to five services.

Table 52: Question 15

Overall, how would you rate the quality of the services provided by Adams County?	Percent of respondents
Excellent	7%
Good	48%
Fair	33%
Poor	5%
Don't know	7%
Total	100%

Table 53: Question 16

How would you rate the value of services you receive from Adams County for the taxes paid?	Percent of respondents
Excellent	4%
Good	36%
Fair	36%
Poor	11%
Don't know	13%
Total	100%

Table 54: Question 17

How informed would you say you are about the job Adams County government is doing?	Percent of respondents
Very well informed	4%
Informed	12%
Somewhat informed	42%
Hardly informed at all	32%
Don't Know	10%
Total	100%

Table 55: Question 18

How much of the time do you think you can trust Adams County government to do what is right?	Percent of respondents
Always	3%
Most of the time	38%
Only some of the time	30%
Almost never	7%
Never	3%
Don't Know	19%
Total	100%

Table 56: Question 19

Overall, how would you rate the overall direction that Adams County is taking?	Percent of respondents
Excellent	4%
Good	39%
Fair	32%
Poor	7%
Don't know	18%
Total	100%

Table 57: Question 20

Please rate how well Adams County is currently doing in each of the following areas:	Excellent	Good	Fair	Poor	Don't know	Total
Welcoming resident involvement	7%	25%	25%	14%	28%	100%
Being responsive to residents	4%	22%	32%	14%	28%	100%
Generally acting in the best interest of the community	5%	31%	31%	11%	22%	100%
Informing residents about issues facing the community	4%	25%	32%	22%	17%	100%
Accessibility of elected officials	3%	18%	24%	16%	39%	100%
Being open and transparent to the public	2%	18%	28%	20%	32%	100%
Giving residents a chance to express their views before making decisions	4%	18%	26%	18%	35%	100%
Being honest	3%	20%	22%	16%	39%	100%
Treating residents with fairness and respect	3%	27%	26%	15%	28%	100%

Table 58: Question 21

Have you had any in-person, phone or email contact with an Adams County employee, regardless of department or office, within the last 12 months (including sheriff, receptionists, planners, engineers or any others)?	Percent of respondents
No	57%
Yes	43%
Total	100%

Table 59: Question 22

What was your impression of the Adams County employee in your most recent contact? Rate each characteristic below.)	Excellent	Good	Fair	Poor	Don't know	Total
Knowledge	26%	44%	22%	7%	2%	100%
Responsiveness	26%	37%	23%	13%	2%	100%
Respectfulness	30%	42%	16%	9%	2%	100%
Courtesy	31%	43%	14%	10%	2%	100%
Overall impression	28%	41%	16%	13%	2%	100%

Table 60: Question 23

Parks serve various purposes within a community, some of which are listed below. For each, please rate whether you think there is too much, too little or about the right amount of parks or recreation facilities to serve your needs in each of these areas.	Far too little	Somewhat too little	About the right amount	Somewhat too much	Far too much	Don't know	Total
Neighborhood parks (areas of intensive recreational activities, such as playgrounds, picnicking, field or court games etc.)	7%	19%	62%	1%	1%	10%	100%
Community parks (provide community-based recreation needs, serving multiple neighborhoods; also may preserve unique landscapes and open spaces)	6%	19%	63%	1%	1%	10%	100%
Developed spaces for field sports (e.g., soccer, football, softball, baseball, lacrosse)	6%	20%	55%	2%	3%	14%	100%
Developed spaces for court sports (e.g., tennis, basketball)	9%	26%	44%	2%	2%	17%	100%
Playgrounds	7%	19%	60%	1%	2%	13%	100%
Recreation centers	11%	22%	55%	1%	1%	10%	100%
Youth recreation programs	8%	17%	42%	1%	2%	31%	100%
Adult recreation programs	9%	19%	47%	1%	1%	24%	100%
Fitness programs (e.g., aerobics, yoga, spinning, etc.)	10%	17%	45%	2%	1%	25%	100%

Table 61: Question 24

Currently Adams County provides approximately \$900,000 of funding annually to the Front Range Airport. To what extent do you support or oppose the county government providing funding for the Front Range Airport?	Percent of respondents
Strongly support	5%
Somewhat support	17%
Somewhat oppose	29%
Strongly oppose	14%
Don't know	34%
Total	100%

Table 62: Question 25

Considering each of the following areas of County service delivery, please indicate whether you feel the County should apply more effort, the same amount of effort or less effort toward each.	More effort	Same effort	Less effort	Don't know	Total
Community Services (includes development review, including long-range planning, fostering public/private partnerships, code enforcement, sustainability efforts to save taxpayer dollars and reduce the county's impact on the environment, funds to help rehab	39%	39%	3%	20%	100%
Parks and Open Space (includes trails, fairgrounds, lake area, developed parks and public park buildings)	35%	54%	3%	7%	100%
Economic Development (includes attracting and retaining businesses and jobs)	50%	32%	5%	14%	100%
Human Services (includes unemployment assistance, workforce training, child protection, adult protection, services for financially challenged families, Head Start, etc.)	41%	38%	5%	16%	100%
Law Enforcement (includes Sheriff patrol, crime prevention, jail, District Attorney, prosecution, courts, etc.)	32%	52%	4%	12%	100%
Public Services (includes maintaining official public records, Clerk and Recorder functions such as marriage licenses, elections, Assessor's valuation of property, Coroner, Treasurer, etc.)	14%	63%	6%	17%	100%
Transportation Infrastructure Maintenance (includes maintenance of roads, bridges, drainage systems; snow removal, etc.)	49%	44%	2%	6%	100%
Transportation Infrastructure Construction (includes construction of new roads, widening of existing roads, sidewalk construction, etc.)	44%	43%	4%	8%	100%

Table 63: Question 26

Thinking of how you currently get information about events or issues, how likely would you be to obtain information about Adams County like public hearings, community meetings, upcoming programs and events like the fair or rodeo, etc. in the following formats?	Very likely	Likely	A little bit likely	Not at all likely	Don't know	Total
Adams County Annual Budget	8%	16%	23%	37%	17%	100%
Adams County Annual Report	7%	18%	24%	35%	16%	100%
Adams County Facebook page (www.facebook.com/AdamsCounty)	6%	14%	16%	46%	18%	100%
Adams County Twitter page (twitter.com/adams_county_co)	5%	7%	8%	61%	19%	100%
Adams County website (www.adcogov.org)	12%	27%	21%	23%	16%	100%
Emails from Adams County	9%	18%	22%	33%	18%	100%
Web blogs	3%	9%	14%	54%	20%	100%
Text messages	4%	10%	15%	51%	20%	100%
Information provided at county facilities (e.g., the county government building, the fairgrounds, etc.)	6%	23%	25%	31%	15%	100%
Local press (e.g., television news, radio news, local newspapers, online versions of any of these)	21%	33%	21%	16%	10%	100%
Mailings to your home address	23%	39%	20%	9%	10%	100%
Community newsletters with information about Adams County	26%	33%	21%	10%	11%	100%
Word of mouth (from family, friends, or neighbors, etc.)	10%	28%	23%	26%	13%	100%

Appendix C: Verbatim Responses to Open-ended Questions

Following are verbatim responses to the open-ended question on the survey, sorted alphabetically. The verbatim responses were not edited for grammar or punctuation.

Question #2: What do you like best about living in Adams County?

- A little more away from the city.
- A nice place.
- Access to highways, Denver, And Mountains.
- Access to I-25 well kept.
- Access to restuarants, shopping, resources
- Accessibility for shopping/grocery.
- Accessibility.
- Adams County is a good place to live.
- Adams County Social Support Systems
- Adams Highway is moving forward, has come a long way
- Affordability
- Affordable housing.
- Affordable mortgage.
- Affordable ranch style home.
- Alot of friendly people.
- As a place to live.
- Availability of nice homes & small community feel.
- Average cost of living.
- Away from big cities.
- Been here to long to move but hate to see the neighborhood go to the pot (The South Area is like living in neglect)
- Being close to downtown Denver, better home prices.
- Being close to medical facilities, major department stores, and grocery stores..
- Being in the country.
- Being in the foothills.
- Being near family
- Being near operating farms and open space.
- Being near the city and the country.
- Being unincorporated & no covenants.
- Best location to everything!
- Brighton is the best place in Adams co.
- Car not needed transportation good access to services, businesses good.
- Central access to Denver & other locales.
- Central location for everything I want to do.
- Central location.
- Centrally located on front range.
- Centrally located.
- Cheap.
- Choices, doctors and hospitals close lots eating place.

- Clean - low crime rate.
- Cleanliness & safety.
- Close services.
- CLOSE TO 1.70 2.25. AND HOSPITAL.
- Close to business & services yet also close to rural and open country.
- Close to city & country & mountains.
- Close to city w/o traffic.
- Close to Denver & Boulder.
- Close to Denver and boulder.
- Close to denver and close to mountains.
- Close to everything you need.
- Close to everything.
- Close to everything.
- Close to family.
- Close to family.
- Close to major city & mountains.
- Close to my family
- Close to our work sites.
- Close to relatives.
- Close to RTD Park n Ride.
- CLOSE TO SHOPPING LOCATIONS
- Close to stores, Doctor, snow not bad to deal with.
- Close to work and county living.
- Close to work.
- Closeness to Denver & Boulder & it's pretty quiet.
- Closeness to everything.
- Closeness to family.
- Colorado
- Colorado Weather.
- Communities, open space.
- Community events & activities, school choice program.
- Convenience to Mtns & downtown.
- Convenience to retailers. Access to major [?] fares.
- Convenient location to get to Denver or mountains or work. Relatively inexpensive place to live.
- Convert[?] to all services.
- Convience.
- Cost of housing - use services/shop elsewhere.
- Cost of housing.
- Cost of living, location.
- Cost of living.
- Cost of living.
- Country living.
- County living.
- Courtesy and non-harassment of some officers.
- D.K.
- Democratic party is majority.
- Dive in ganp malls movies.

- Diverse neighborhoods; urban & rural areas both.
- Diversity.
- Diversity.
- DMU and county office staff-very nice.
- Don't - corrupt politics.
- Don't - we are going to move.
- Don't know
- Don't Know
- Don't know only have been here 1 yr.
- Don't know.
- Don't like it
- Easy commute to Downtown office.
- Easy transportation.
- Enjoy living in north Denver area, Westminster
- Es tranquilo
- Esendos estan euna
- Everyone I grew up with lives here.
- Everything close.
- Everything is close together.
- Everything is convenient.
- Everything.
- Excellent place to live.
- Familiar, comfortable.
- Farm country.
- Farmland & Adams county regional park- Open space.
- Feels small town like.
- For to live, good place for old peoples.
- Friendly people & shopping is close.
- Friendly people our area is growing and business is great.
- Fun watching it grow.
- General astomophy.
- Good freeway access.
- Good schools and good quality of life.
- Good schools for my kids.
- Great living conditions.
- Grew up here.
- Grew up in Thornton convenient location to city, bases, transportation.
- Growth in my city and surrounding county communities. Quality of life, open space.
- Handy to shopping & material.
- Have access for everything.
- Have lived here since 1960/low property taxes/low sales tax.
- Housing costs.
- I am in on crop. Adams. Taxes are lower.
- I did not have an option to buy a house somewhere else.
- I do not...definitely do not appreciate the massive disregard for simple common courtesy such as sidewalks where 2 people can walk side by side or a functioning storm drain system...not to mention the crime rate.
- I don't have to move.

- I don't know.
- I enjoy the open spaces of Todd Creek Subdivision
- I feel safe
- I have had no real problems-except for a neighbor.
- I have land & I'm not boxed in.
- I have not had much experience with Adams County administration, etc.. I like that and want to keep as much personal freedom as possible. Least regulation and interference in my life is best.
- I have only live in adams county, safe & peaceful.
- I just love my community.
- I like I mile from where I work.
- I like my home.
- I live in unincorporate Adams. I like the tay break Adams has been ok to me since 1972. What I didn't like I find from Adams when the builded behind my yard! No representation at all & I went to all the meets.
- I love living in an unincorporated rural community ...
- I really don't have any specifics. It's the only place I've lived since moving to CO so have nothing to compare. I guess if I was going to say anything it's that it's a bit cheaper than some counties. That is always good!!
- Ice cream
- I'm in rural area Like the lifestyle.
- In my area-everything is new.
- In Westminster close to everything.
- Inexpensive property taxes. good bus transportations.
- Inherited house.
- Is very quiet and feel safe in here.
- It doesn't feel like a metropolis.
- It feels like home.
- It has every services close by.
- It is a little cheaper than most placed.
- It is a place to live.
- It is home, we've been here for 35 yrs.
- It is in Colorado.
- It is nice.
- It is simple a great place to live.
- It is where all my family lives.
- It isn't Denver
- It seems resources are more available.
- It's a fordable in some places, it has.
- Its a safe place.
- Its calm.
- Its close to everything.
- Its close to major highways.
- Its close to most major highways.
- It's close to my children who live North of Denver.
- Its familiar.
- It's generally peaceful with honest people.
- It's growing, it's close to downtown Denver, central.

- it's home.
- It's in colo.
- It's like living in the county.
- It's no denver.
- It's not Denver!
- Its our home and we like it.
- Its pleasant
- It's quiet.
- It's quiet.
- It's rural.
- I've lived here all my life.
- Just moved here so still finding out about it.
- Lag behind in same environmental practices.
- Law enforcement reaches out to the community & is open.
- Layer - people.
- Less commercial in our area.
- Less congestion than Westminster & Thornton.
- Less densely populated.
- Less traffic congestion than rest of metro ones.
- Lived here 65 years & love it!
- Lived there over 50 years don't know any other county.
- Living in City of Thornton use their parks etc. Won't know as much about some place Adams City things & which areas.
- Living in rural Adams county.
- Living near our grandchildren in Broomfield.
- Location
- Location
- Location climate.
- Location close to Denver; housing opportunity.
- Location to Denver.
- Location to other counties.
- Location to work & distance to downtown.
- Location.
- Location.
- Location.
- Location.
- Love my town house/everything convenient.
- Low cost of living, close to Denver.
- Low crime rate.
- Low sales tax.
- Low tax rate.
- Low tax rate.
- Low tax rate. It seems to be slowly improving.
- Low taxes
- Low taxes.
- Low taxes.
- Lower Sales Taxes
- Lower tax rate.

- Lower taxes.
- Lower taxes.
- Most neighborhoods are nice.
- Motor vehicle.
- My city, not as crowded as other metro countries.
- My community's people are diverse.
- My family lives here so I love it!
- My House is Paid for.
- My neighborhood
- My neighborhood.
- My neighborhood.
- My nice quiet neighborhood. volunteering at the Adams county animal shelter.
- N/A
- NA
- Near friends & family.
- Near my family.
- Near to Mtns. Near to Denver.
- Neatness and safety.
- Neighborhood, many shopping center nearby.
- Neighborhood.
- Neighbour, Friend, Church.
- Nice and comfortable.
- Nice quite neighborhood.
- No Comment.
- No comment.
- No one bothers us.
- No problems
- No traffic or lights.
- Northern adco good/ so. end very poor.
- Northern metro Denver west of I-25.
- Not as hectic as south.
- Not Denver county.
- Not much I prefer living west.
- Not over crowded but slowly growing.
- Nothing anymore.
- Nothing in particular.
- Nothing in particular.
- Nothing really has its bad areas just all other cities.
- Nothing special comes to mind.
- NOTHING STANDS OUT.
- Nothing! everybody lives in highlands ranch centennial.
- Nothing.
- Nothing.
- Nothing.
- Official business is easy; people are friendly.
- Open space
- Open space areas-safe place.
- Open space.

- Open space.
- Open space.
- Open Space.
- open spaces, trails, parks, and places to be outdoors. All of the areas I mentioned are clean and well taken care of
- OPEN SPACES.
- Our family is all here.
- Our parks & close proximity to job & new library.
- Out in the country by myself.
- Out of the big city.
- Overall environment.
- Park's
- Parks - Open space.
- Parks and recreation - Emergency services.
- Parks.
- Parks.
- Parks.
- Peace, community is united.
- Peaceful and friendly
- Peaceful.
- Peacefull.
- Pleasant.
- Police Protection.
- Privacy
- Proximity to amenities, open spaces.
- Proximity to Denver & Boulder.
- Proximity to Denver and mountains.
- Proximity to Denver and the mountains without being in Denver.
- Proximity to Denver and the mountains.
- Proximity to Denver metro area.
- Proximity to Denver quiet.
- Proximity to DIA.
- Proximity to everything.
- Proximity to many freeways.
- Proximity to mountains.
- proximity to shopping /restaurants.
- Quick access to the rest of the city.
- Quiet neighborhood, great neighbor
- quiet where we live.
- Quiet, great neighborhoods, walking trails and other outdoor space (parks)
- Quite, close to my job.
- Reasonable property prices.
- Rec. centers, parks, streets.
- Refund in my taxes.
- Respect for families. Modest access to parks, bike paths and recreation
- Reunion & Northfield are nice (for now).
- Rides for elderly.
- Road maintenance.

- Rural area of County.
- Rural areas.
- Safaty (police) education (schools) and hospital.
- Safety is higher & the community environment.
- Safety, good clean neighborhood.
- Sales Tax.
- Sand creek regional greenway.
- school DISTRICT 12.
- Schools.
- Senior Activities.
- Shopping areas.
- Short drive to mountains.
- Small community - Good quality of life.
- Small community atmosphere.
- Small community, less traffic.
- Small town atmosphere.
- Small town living, not like a big city.
- Space.
- STORE'S ARE CLOSE, VERY CLEAN.
- Tax rate.
- taxes are less than Jefferson County
- Taxes are lower.
- Taxes.
- Texas (low), schools (good), snow removal.
- That it's not "Denver County".
- The abundance of Mexican restaurants.
- The area.
- The balance between residential, rural, business, and open space.
- The cities & proximity to Denver & Boulder cleanliness.
- The city makes sure our apartment is safe & not falling apart.
- The city of Thornton.
- The closeness of businesses.
- The community, people, businesses set.
- The diversity.
- The diversity.
- The growing population shows me that there is much to be desired in Adams County. However, the property tax rates we face in Westminster are grossly out of line with our surrounding towns. This is both disappointing as we have no 'town center' or main sreet to speak of and shows the lack of vision the current town faces.
- The health care availability.
- The history.
- The improvements in parks in neighborhoods.
- The laws[?].
- The low tax rate in unincorporated areas.
- The mix of neighborhoods and cultures.
- The mountain views on my way west.
- The mountains
- The open - spaces, wetlands, and parks.

- The open space is well maintained - East lake III
- The openness of it. The open spaces.
- The overall and commute to major highway.
- The parks and open space especially to be able to walk your dog.
- The parks.
- The paths along the s. Platte.
- The peacefulness.
- The people
- The people are down-to-earth and steady. And it is still reasonable cost-wise for housing.
- The People.
- The people.
- The people.
- The proximity to transportation, medical services, and downtown Denver (for the Arts and Fine Dining).
- The quality of how the land & roads are taken care of.
- The relax feeling.
- The sense of community.
- The Sheriffs & Deputies we have.
- The smaller community @ close to major sues.
- The Suburban Lifestyle.
- The surrounding outdoor parks.
- The Thornton area is convenient to family and friends and reasonable distance from work.
- The well maintained parks & trails.
- There are many stores, events, restaurants to choose from.
- There is ample restaurants, shopping, and nice landscaping
- Todd creek.
- trail systems
- Transport system/transportation
- Unincorporated Adams county-low taxes.
- Very quiet.
- Walking conveniences to store library, etc also bus conveniences.
- we are in a rural area still have county help.
- We have always lived here so hard to say. We like easy access to every things we need.
- We have easy access to Downtown & Roadways.
- We live centrally located to our needs.
- weather, and location in the metro area
- Westminster P.D. - very nice respectful.
- Where I like.
- Where I live is quiet.
- Where we are, It feels like country.
- YOU ARE CLOSE TO EVERYTHING: SCHOOLS, SHOPPING, PD, FD, municipal AIRPORT, HIGHWAY 36.

Question #26 "Other": Are there any other ways you would like to receive information?

- A quarterly or triannual newsletter would be awesome. I get the Commerce City one but I don't know if that has information for all of Adams County.

- All of the above to make it easier for everyone.
- All ways.
- As electronics to receive sales-TV-Newspaper are my lifeline.
- Brighton blade.
- By mail.
- By telephone!
- come by to see me at my Home (the old fashion way)
- Don't know.
- e bus stops/ grocery stores/ gas stations/ employers in AC.
- Email.
- Emails & postal service are best.
- Flyers in Rec centers libraries government buildings
- Flyers.
- I Like Thornton's T-Alert
- Just mail.
- letters.
- MAIL
- Mail
- Mail
- Mail all this to our home.
- Mail only-I don't have a computer.
- Mail.
- Mail.
- Mail.
- Mail.
- Mailings only.
- Mailings.
- More outreach services.
- More updates of light rail in Adams county.
- News letters /tv
- newsletter
- Newsletter - Why do you only entertain younger generation at Adams County fair? What about older generation? Hire C.C Collier at the fair - he knows how to entertain senior citizens!! large fan base too and he lives & PA'S taxes in Adams Co.
- No but strongly do not want text messages.
- No I get the Adams County paper in mail.
- No, mail is fine.
- not all open houses/public events are listed on the community calendar. it makes me wonder if AC is intetested in public input or not. we know the commissioners are going to shove their marijuana agenda down our throats but at least givebus the satisfation we are part if the process.
- Not at this time.
- Not really.
- Perhaps door to door notification(s).
- Phone apps, text messaging.
- Phone mesg.
- Pick up at local govt. facilities.
- Post announcements in I-70 scout.

- Public information about new buildings flag poles, fracking put it on the news for all of adams county residents channel 2-4-7-9 news.
- Radio talk shows.
- Road signs on busy roads.
- Sending info with the utilities bill is best.
- Television news reports newspapers.
- Television Programming.
- Text - more mailing like a monthly or Bi yearly.
- They only pile up snow on your driveway - thanks that's no help!!
- Through mail.
- To email wrmbjm@msn.com and bjmwrn@comcast.net
- U.S. Mail\No longer have a computer or telephone.
- Website.
- when providing information, be sure to draw the line before spam. we aren't friends. I dont want to hear from Adams County every week, day, or hour.
- Would like to choose what info is emailed or texted.
- Yearly news links, no mailings cost too much money.
- Yes.

Question #27: Do you have any additional comments you would like to make about quality of life in Adams County, or the way the county government operates or delivers services?

- # Work on keeping the houses in our neighborhoods- well keep.# Improve on faster turn around times getting people to clean up their yards. Keep our kids safe in Adams county. Thanks-
- 1) Kudos to Aurora police - very helpful - community mind co 2) kudos to city of Aurora neighborhood division code officer I'm #17 very responsive to complaints and helpful 3) Kudos to officer & Pere a PAR officer conscientious devoted to duty and care for the constituents in her district.
- 1. Barking dogs in Shaw Heights - huge problem-little enforcement.2. The week of July 4 Shaw Heights sounds like a war zone. No enforcement.3. Need more shopping.4. Nothing for senior sensors.5. I will get out of this neighborhood as soon as I can.
- 1. Need county assistance finding job for adults with records.2. Need assistance for seniors whose adult children move back in home, help with food & utilities.
- 88th Ave through south Thornton and commerce city sochs please make improvements. Trail system between s Platte and community park trail could stand improvements as well to connect community to a regional trail system.
- A great place to live and raise a family.
- AC needs to work more with City of Westminster! Police, Garbage, recycle, Law Enforcement. Adams C. Short handed-City of W. take over have them available work together more. Reporting junk in yards able to use C.O.W.
- Adams county has always had great programs & classes for the Children Summer act.
- Adams County is a Bank for Entitlements if you aren't a citizen of US no handout.
- Adams county needs to be rid of corrupt officials and employees. Some of these families have dragged the reputation of the county thread the mad for generations. Names like Ciancio, Spano, Ralenti Nicholas and others like Lee Asay. When will this end?
- Adams County seems to be defined by its poorer communities - more effort should be given to publicize that there are up scale parts of the county also.

- Adams County should improve bus service and get more restaurants (sit down restaurants that is not fast food) with a variety of food.
- All unincorporated roads need expanding, maintenance and better access. More direct links to county services are required response. Mirror commerce city.
- Allow/promote more high end retail businesses. More assistance for seniors i.e. help w/utility lists. Lower property taxes.
- Any time myself or family has dealt with Adams co. is usually with a quick response. We've been here 37 years & I would like to see more open space & community facility for all ages as well as optional housing for all economic groups.
- Aren't we glad DIA didn't come out here now.
- As long as I have been on my own I have noticed the price of living is high especially for the quality of places. Other than that I love my county and hope to see it grow over the years. Thank you!
- Attracting quality business that offer employment opportunities with above average pay is the single most activity that will improve the quality of life and image of Adams county. Adams county government needs to remove itself from the "Good Old Boy" way of operating and ensure that friends and favors are not the primary reason for making decisions.
- Better quality new homes, more golf courses. ATV - motorcycle tracks & trails. More rec. centers. Lower cost of LIC. Plates, get light rail north faster. Bring to Brighton.
- Biggest complaint is air quality.
- Building manufacturers need to note all the "learn-to" & " comforts" added on houses - also the extra cement poured all without building permits - Runs the looks of neighborhoods.
- Came to Colorado at age 5 to Westminster Colo grew up there then went to college became an educator in Westminster but moved to Thornton. Adams County is my home for now for ever.
- Certain Parts of Adams County is great, while other areas change my mind completely, for to many Spanish/Hispanic who don't speak english are making it hard to deal with illegals seem to be the majority, I don't like getting spanish advertisements.
- Clean up Adams County's famous (or infamous) corruption!
- Clean up junky yards, remove junk cars. Stop parking on wrong side of street. Stop parking on lawns & sidewalks.
- Clean up neighborhoods - over abundance of cars trash etc - Code enforcement must be more effective.
- Code enforcement on land sold for development is becoming a big problem. Covenants are not adhered to and enforcement is dependent on "tattle tales". That's no way to build "community" where we "take care" of each other. The encroachment of commuters and booming oil field traffic has greatly reduced the farming community's ability to carry out farming operations. Trails roads between field are never maintained and highway travel has become impossible, so there is no where to go when moving from field to field. We feel we have no voice the cities come first when the money come in from taxpayers.
- Coming from a far further from Brighton, it seems the Whole area (Adam City & Beyond) is so far behind what our City was in so many areas. A true testament of this Whole Denver area glowing (too) fast. (and ways). The infrastructure in many places that I have experienced here are behind times- Truly- Besides that every where is too small for customers. Too many with little space, even the downtown museums for children-OMG! And the Oasis Aquatic Park in Brighton-Shoulder to shoulder-yet

millions being spent next door for an old farmstead- Heritage yes-but here-now reality needs more attention. Even the fair grounds too small for the amount of people.

- Commerce city police are very disrespectful & working as of most. I have talked to & most of the city workers in the city builds are just as unfriendly.
- Commissioner Erik Hansen does a terrific job for the county and I'm not a republican, but I will vote for him.
- Completed online.
- To create more schools, improve the apartments where we live, improve the buildings' administration. I wish the gas and the rent weren't so expensive.
- Creation of neighborhood watches, esp; in high-crime locations. Better protection for minorities within minorities.
- Developing roads in northern Adams County 160th headlight, etc.
- Did not like illegal assessment of storm drainage tax in unincorporated Adams country, also the unethical activities in assessor's office.
- Dog parks! Put an awesome Dog Park in near reunion now! Tower Rd & Hwyz need widened. (I know there are plans for tower).
- Don't have computer so when wanting more information I miss out old Thornton needs lots of work done with in it and I give high brase to Adam 50 schools for bring up school scores in reading and math.
- Don't have.
- Don't like the face multiple families living in regular developing homes, letting weeds grow up. Dead trees on yards. Businesses can out of homes such as car repair, collecting scrap trash are weeds on side of roads.
- Drivers license renewal too long a wait outdated & must be changed. I speak for 100% of the people!
- Education is a more important subject, kids are our future.
- Enforce "single family resident" home rules. He bought a home in a " Single family residential area" why does Adams County not enforce that law in this County. There are some homes in this immediate area that are running somewhat "boarding houses" no permit or license.
- Enforcement of codes, weeds, graffiti and illegal dumping of trash in alleys & roadsides should include help to the home owner not just threats toward the home owner, help cleaning up not a violation taped to your front door.
- Expand the sustainability efforts in all county schools. - Provide county-wide drop off sites for composting leaves, grass food scraps etc. Curb-side composting & recycling efforts. More use of solar energy-invest in wind turbines (Smaller types).
- Fewer cops hiding behind trees picking off cars going to and from school/work/etc.... and putting them in front of our children at schools will do a lot to boost resident confidence that they are not just collecting checks for the county and rather are inested in the betterment of our youth and focusing on their safety. Seriously - the number of police pulling people over is a JOKE.
- For the most part (Job well done).
- Glad we are going to 5 commissioners.
- Good job.Help fight graffiti in Welby area and Thornton.
- Good parks and rec; sheriff's office is a good community partner. Probably need more economic development and transparency.
- Grow up Adams County left 1971 just relocated Aug 2014.

- Have had limited contact with most of government departments contact with building department gives the impression that they have there own agenda and are unwilling to help customers meet their rules which they don't know.
- Hire more people for motor vehicles & driver licenses & Social services. Too long of waiting in line.
- How much did this survey cost? Email me at kirvls@netecin.net.
- How to eliminate prairie dogs? Adult education & recreation classes needed. Roads near 120th & Chamber are terrible. Tower is terrible and desperately needs connection to Penna. No great restaurants.
- I am 93 years of age don't like computers and do not read or follow - Facebook, Twitter etc.
- I am almost 70 years old I just love living here.
- I am happy to be an Adams County resident!
- I am ignorant of many services and activities in the operations of Adams county government. I believe I am in the majority. How could you better communicate your accomplishments.
- I am very happy to live in Westminster , I lived here for almost 30 y. It's a great place , good school , my kids went from kindergarten to high school in district so. Loved every minute . My daughter is a physician today and my son an [?] engineer.
- I don't have any comments.
- I don't have much contact directly with Adams County. I generally deal directly with the City of Northglenn. It is not clear to me which services are done by Northglenn and which are done by Adams County.
- I don't like the street corners vendors selling everything from food to stuffed animals - are they licensed & inspected ? The people pushing ice cream cars the high neighborhoods, are they licensed background checked? They could scope out the areas for children alone, when people are home etc.
- I feel code enforcement should drive through more often- not for trash cans put for weeds and people parking in yards "looks trashy".
- I feel like good for my life Adam County government delivery service of time. I am so happy in my life.
- I feel that cleaning up the co. would bring more developments to the Co. increase property value and bring more businesses to the county.
- I feel that the core of Commerce City (Derby) should be treated the same as the Reunion area. It feels as though the core City is the forgotten Step Child in Adams County.
- I feel there aren't really any 'safe' parks I would take my children to in the 84th I-25 region.
- I find my neighborhood to have poor walkability. This means that sidewalks are too narrow, there are too few parks & open spaces to walk to, and there are not business and public transportation within a reasonable walking distance.
- I have asked several times about the Kenwood Street drainage system problem. No response from anyone @ Adams County. We flood all the time on 77th & Kenwood - No one cares in Adams County! But yet we are asked these ridiculous questions!
- I have enjoyed & preferred living in A. County, until recently. Recently my 85 yr old neighbor's granddaughter moved in to care for her. Granddaughter is know for drug use. This used to be a peaceful neighborhood, Now.. Sheriff are there 4+ times a month, nothing is ever done. There is traffic at all hours of the day & night.

- I have lived here at least 10 years and I have not been informed about what Adams County does for our community. Information is freedom. I will be paying more attention.
- I have lived in Adams County for 61 years, The quality of service we get for road maintenance & snow removal & general up keep of medians is sad compared to what we did get years ago & at less taxes!
- "I have lived in zip code 80602 for nearly 10 years. I have come to the understanding that anybody can do pretty much what they want (at least being a nuisance) at least in this area.
- People let their dogs loose; dogs poop on my lawn. I walk or ride my bicycle around the lakes at the County Fairgrounds Park; I have yet to be there when (at least) one doesn't have their dogs on a leash. There have been times when a dog has charged at me.
- My neighbor has a boat parked in the street in front of their house. They park a car or truck in front of that boat which sometimes invades my driveway space especially when the truck is parked in front of the boat. I would think there is a rule against parking a boat on the street. Also maybe a rule as to how close one can park to a driveway.
- People park with their front tires on a driveway, their back tires in the street gutter, thereby blocking the sidewalk. Also, people park in front of the wheelchair ramps on the street corners.
- Traffic lights on main streets should be flashing yellow and flashing red on side streets from (say) 10 pm to 5 am. Traffic lights change for no apparent reason."
- I like living in Adams County. Is a county in transformation, so it takes effort from all, in all areas.
- I like living here, but I distrust a lot of the elected officials after so many scandals.
- I like living in Adams it's nice and quiet.
- I like the Idea of Light Rail. We are attached to a rising world class city. World class cities need alternate transportation (East lake rail station).
- I Live in Commerce City And I Think that the refinery located here is affecting our healths And most of our streets need to be fixed there are a lot of holes..
- I live in Heritage Todd Creek most of my question answers were difficult as the services I use are with this community.
- I live in the older part of Commerce City. I would like to see the streets cleaned up a bit more. Many times there is debris or trash along streets or sidewalks and it is not picked up in a timely manner. sometimes city workers can be seen passing by this debris or trash in city vehicles, but nothing happens. another issue I have is that many landscapers are seen throwing grass and leaves into the street or the sewer drains. Graffiti is also an issue. I would like to see the image of old Commerce City fixed. The northern newer area of Commerce City is very nice, but sometimes individuals who live there do not like to associate themselves with the older part of Commerce City. I think by bringing in more business, such as family restaurants and malls in the newer area may correct this. The image and appearance of the old Commerce City also needs to be dealt with, such as the area all along highway 2. The old decrepit motel in the Quebec & Hwy 2 area needs to go. Everyone knows this is nothing but a rickhouse, but nothing is done.
- I live in the Todd Creek Subdivision of Brighton. The Stormwater Tax Adams County is imposing is illegal and needs to be stopped. Please take this tax off the burden of residential citizens that won't benefit from this tax.
- I live just north of Colfax in Aurora. Don't think of the county I live in as much as city/Aurora.

- I live on a main street, in the winter the snow trucks block my driveway and can't get out when they shovel street. I called on this when my husband was on a dialysis and had to leave at 6:00 am and I had to try shoveling to get out.
- I lived in Littleton CO for years loved it had to move to westminster for economic reason. I don't feel as safe here this east side seems poor & not much opportunity.
- I never see Adams County deputies patrolling my neighborhood!
- I noticed education wasn't mentioned hardly at all here, which is incredibly disappointing. Education is very important to me, and to the future of Adams County, as well as Colorado and our society as a whole. I'd almost guarantee if Boulder county had survey, education would be mentioned. Perhaps if we concentrate on education more, it'd naturally progress into more people qualified to work jobs in and outside of Adams county, or more people owning small businesses and providing more job opportunities in Adams county, though Adams county would have to look a lot more desirable to business owners than it does today. Concentrating on helping families in need wont be as big of an issue in the future, perhaps. Poverty, dependence on government for assistnce, and devaluing education are all traits that are passed from generation to generation very easily if we can't break the cycle, which will only lead to a future of Adams county spending more and more on assistance instead of economic development.
- I really don't hear any news on Adams County. So It's hard for me to compare it to anything.
- I think Adams county should push the issue for neighborhoods to keep & clean yard/environment as in yards, junk cars, trash.
- I think all illegals should be replaced with America Citizens and stop letting illegals start businesses and get some American Business back in Aurora.
- I think for those living unincorporated Adams City should not have to pay out of city cost for any of the recreational facilities such as Thornton, Northglenn especially for seniors & disabled.
- I think our sheriff & emergency response is great.
- I think the cost to live in apartment is over the top. Not all can afford to live due to the high cost. Which one become homeless.
- I think the paving & repairing of neighborhood roads & replacing curbs & sidewalks is a bit excessive - seems like it is being done before it is really necessary.
- I think the quality would be so much better if it wasn't for all the undocumented immigrants that are living in the County with no fear of every being reported..
- I think the schools need to be better they offer little to no real training for our youth. We need more county watchers helping kids Who are involved with drugs or gangs.
- I think there should be bus routes & bike paths around Hwy 2 & 96th Ave. The only path is a soft running path that is difficult to bike on.
- I think there should be considerable effort paid to the issues surrounding water use by building new subdivisions & businesses in Adams county.
- I think we had more Petrol Cars roaming the area. I believe they would deter a lot of crime.
- I think we took a step backward when the voters allowed the entire county to vote on all commissioners, rural areas no longer have much say in how the county operates.
- I was recently contacted, for the first time, by phone, to participate in the adams co. Commissioners town-hall meeting. It was great! I learned a lot. This is a great idea to get people involved & meet our commissioners.
- I will bold any comment till after this study.

- I wish Adams County would stop building; there are many business building that are sitting empty and many apartments are to become they're not affordable. Side note: Adams county is so huge, so this survey is difficult to accurately fill out.
- I wish we had more variety of restaurants. Coming from FT. Collins is hard. All Brighton has is chairs. We drive to FT. Collins every week for dinner!!
- I would be nice if the elected officials actually listened to what the people want rather than doing what they want. Their transparency is a joke.
- I would like to get to be represent when I asked for help!
- I would like to have more friends in my neighborhood. Everyone is really private. I don't think there's anything that can fix that!
- I would like to see better clean up on the streets, I-25 weeds cut down, look trashy on highways. 84th St New addition looks good, but trash needs to be picked up, more trees & flowers nice bushes, Washington & 88th needs clean up.
- I would like to see more done for our veterans the county makes it very hard to get assistance for food stamps, housing etc. But the illegal's get everything. I am sick of it!
- I would like to see more funding for education, and more parks and walking trails.
- I would like to see more police officers patrolling our residential streets than for traffic violations. The fact is nobody seems to even reach the 45 mph anyway.
- I'm ashamed & embarrassed to say I live in Northglenn because of the trashy looking lawns, weeds growing in the cracks between pavement & gutters, etc. I don't know what good code enforcement does in regard to appearances.
- I'm first time home owner here in Adams and had here bad experience. I want to move out [?].
- I'm very pleased with the use of funds from Adams county sales tax for open space. The projects have been beneficial to a large number of residents and our quality of life has been greatly enhanced. Thank you.
- In my opinion Adams County doesn't adequately spend money from Tax payers responsibly like Aurora or Jefferson County they spend Tax payers Money the way it is suppose to be spent take a drive to Aurora there county looks more up to date than Adams County looks run down.
- It has gotten better, with a new Sheriff maybe that will get better. I very much like the Commissioner's having town hall meeting in the community! This is a big improvement over past Commissioner's!
- It is very pathetic to set speed traps. The offers are made and get- absorbed. IF you are truly concerned about safety issue a warning and then IF caught again quadruple the ticket fine.
- It would be nice if code enforcement when actually enforce the laws in which people are not allowed to live in RV's parked on a residential street.
- I've always lived here but my doors are always locked. You can't go out safely after dark and the illegals make it bad for everyone.
- I've just moved here so I am not able to comment.
- Just make people clean up their properties . Parks cars in driveways . Stop business from being run out of single family homes. How many families live in single family homes, stop truck loads of goods(renting yards for garbage sales)
- Keep us more inform.
- Less Government!Less Tax !!
- Let's shine in all areas!
- Library is excellent!

- Local Police Good County Sheriff's Dept. needs help with over Zealous Deputies. Roads need better markers, line stripes. Parks & Recreation excellent.
- Looking for open space for off leash dog park like the one in Westminster. Also very difficult to exercise dog during winter because of lack of lighted areas.
- Looking forward to more businesses and rec center coming to the Buffalo run/reunion area of commerce city.
- Many comments within apply to the general feel of Adams County, Including cities (Thornton, Commerce city, Parts of Brighton). It feels like these areas & AD. CO. as a whole, Do not enforce laws/ care about safety.
- Many motorcycle make loud noise in our neighbor.
- Many recent news stories have made Adams County officials appear to be lazy, crooked, and uncaring. This is disappointing for me to see as a taxpayer.
- More can be required from housing developers to install bike trails and parks to ensure properties hold their value. Our open space is rapidly dwindling. While growth is important for a community, I feel it's been happening much more rapidly than the infrastructure can support over the last 10 years. Building many homes packed together on tiny lots is NOT the way to maintain the quality of communities for the future, and is one of the key reasons I'll be looking to move out of Adams County in the next fw year.
- More Cody enforcement Or yards and follow them with it.
- More ice cream stores.
- More investigation, convicting & prosecution of criminals (destruction of private and public property, dui's, etc.) will eliminate much tax payer costs. Get rid of the "Sanctuary Metro" image (illegals).
- More mental health provisions, faster help when in crisis.
- More open space and agricultural land preservation.
- More parks and bike paths.
- More restrictions on the aircraft landing and leaving front range airport. Most are too low and too loud.
- More things for the disabled people like information on classes or part time work.
- More/easier phone response much needed for human services IE: not having voice messages which don't get returned promptly!
- Most Homes in Adams County are zoned single family dwellings not 2-3-4 familys in one home. Somebody should address my complaint about gutter drainage Adams County should address the illegal population its out of control.
- Most of my answers are related to my living in Westminster where I have lived for over 40 years, My Adams county interaction is limited.
- Most of the questions are not marked for country plus the cost of this form should for employees only.
- Most sidewalk in my neighborhood are blocked by trees, trash, shrubs, cars etc. and have been for the six + years I have lived here. I have communicated this problem to Adams County even including a list of addresses of blocked sidewalks. I have seen no change.
- Need extended hours at Thornton Senior Center. Rigid hours (7AM-5PM) aren't accommodating to senior citizens who must continue to work much longer into their lives and until they are much older. When I asked about keeping the center open past 5 PM. I was told about the "Core hours". If the goal is healthy Seniors, making the fitness center at the Thornton.

- Need more police presence between 128th on Zuni to 136th and from 128th to 136th from Zuni to Huron hardly ever see any patrol cars.
- Need more restaurants in Thornton area. Tired of going to other city's for better restaurants. Both chain type & family owned.
- Need more transportation for seniors. More stores to carry gluten free food. More restaurants to serve more healthy food.
- Need more, safe low income housing for seniors, and single parent families.
- Need to clean up streets & pathways. Over growth of plants in open areas!! Especially near 5095 W 52nd ave.
- Need to do something about the water. It is horrible.
- Need to have more visibility & availability. License & registration availability is a joke (wait time in line) and only 1/2 of the clerk station are used.
- Need to hold landlords responsible to who they rent to and to kept up there properties as a renter and owner. And need better light on streets and all lalleys should be concrete this is the 21st century?
- New to Adams County (3 years).Retired-answers are related to this fact.
- News Letters or mail.
- No additional comments. Thanks for allowing input. Sorry for late - much going on here.
- No comments as of now.
- No comments at this time.
- No complaints.
- No computer or cellphone.
- No idea.
- No parking signs in unincorporated Adams County.
- No, but thank you for survey.
- No, but thank you.
- No, but thank you.
- No, I think it is a pretty good place to live.
- No, other than I'd like to be proved to live in Adams City but its reputation is too bad. I'm not sure why, bus is might behave you do really examine that. I live in Bradburn @ 120th Howell and think Adams City is over priced (tax wise) & has a confusing identity may be re-draw lines or re-name.
- Not at this point-in-time.
- Not at this time.
- Not at this time.
- Not informed of what goes on in Adams County.
- Not now.
- Noxious weeds control.
- On the whole Adams county does a good job. But lately I have been very concerned about the number of "Pan-handlers" that approach me-especially in old Thornton (and other parts of A.C.) also please get rid of "Pot" stores.
- Open spaces and libraries are excellent.
- originally moved here in 1970- lived elsewhere '87 thru '98 Definitely think Adams city has improved overall in quality of life - have no desire to live anywhere else.
- Our rural County Road are neglected and need gravel they are awful.
- Overall enjoy Adams County. Would like to see expansions on think like owning chickens, goats etc in residential Adams.

- Overall I believe that Adams County does a nice job of providing services at least to the extent that I am aware of such services. I have lived in the county since 1976, unfortunately political corruption has been a blight on the county for so many years at various times and has negatively impacted the county's overall image. I welcome the addition of the new commissioners and hope that the expanded board will govern openly, honestly and with a zero tolerance for person's and offices under their control.
- Overall is good, quality of public education in middle & high school is fail, may be good looking at the best schools & teachers. Needs improvement.
- Overall, Adams co. has been a great place for me and my family. Continue to respect the rights and freedoms we have as citizens here and in this Country!
- Parents are in there 80's, they don't drive, go to the parks (parks have a lot of drug activity) we have people living out of their RV's & cars in front of neighbors home. Police say there is nothing they can do no laws on the books. panhandling/ loitering & too many bars & liquor stores - Need business to help support community vagrants.
- Please consider striping roads with reflective paint. Please also consider finishing construction of 36 before the end of the century.
- Please fix driver's license renewal & license plate renewal - wait times are ridiculous.
- Please repave the local roads. I am so tired of bouncing around the county. 88th Avenue was repaved from Washington to about York, nice job. Now please continue the project to Highway 2.
- Please tend to gravel, debris on bike paths. This can be dangerous.
- Property Taxes For The Fronterra Village area are far too high.
- Put a walkway around hidden lake.
- Question #23: I believe there is a right amount of community parks & playgrounds. However, I think some of these need more improvements. Also, I think it is about awareness of all the open areas available through the county.
- Redo the widen Bronley - Plow snow -mow ditches properly.
- Relatively new to the area, so still learning. I'm not impressed with the us mail service in Northglenn. I'm really excited about seeing the North metro light rail come to 112th ave station.
- Repair the roads.
- Repeatedly unimpressed w/sheriff's dept & response. Stormwater tax imposed w/o vote Uncountable.
- Retenti.
- Road up keep is bad - too many pot holes. Taxes for seniors (for homes) is reasonable. Court system is too crowded & complicated.
- Save more rural & open spaces / continuous unbroken wild areas. Please limit sprawl. Would like to see more re-use of existing structures.
- Seek out new chain restaurants to open in Adams county. Same with shops create a large - community base in downtown area for events to occur and people together.
- Sheriff response time is slow in unincorporated Adams county.
- Should better enforce animal control laws.
- Should not allow more than one family in a single family home!!!
- Social services need to change policy - guilty no matter what? The law is innocent until proven guilty.
- Some kind of patrol off weeds, cars, homes run down including back yards unseen from front yards, snow[?] removal from side streets.
- Sorry for hurry - I am very ill.

- South Adams County Water District provides the WORST water I've ever experienced.
- Standards of experience for elected officials, Much better snow and ice removal on 104th, Clear communication on Adams county fast tracks development, Improve community involvement.
- Stop giving love change and building permits for major business & building by putting postage stamps on the side of the road . Fl zone change how many people will stop and read it.
- Stop government corruption and wanted the government to works for the people. Not just doing works for cooperation.
- Stop harassing new residents to the county by the city! Stop the animal shootings/killings by commerce city police!! Makes me think bad about the city & makes me want to leave commerce city!
- Stop to storm water utility tax/fee. More parks/bike trails & rec centers.
- Storm water tax not fee and if you collect it like a tax. It is a tax not a fee and was done against the law.
- Support building more schools. Our schools are over crowded.
- Survey is a great idea and a good tool.
- Survey made us realize how little we know about Adams county services. And we have lived here two plus years now.
- Survey too long.
- Taxes for to high, roads are horrible, lighting in the community poor.
- Thank you for the opportunity to participate.
- The clerks at motor vehicle reg. should all be replaced (county bldg off Sohle) they are [?], rude, lazy it took me 2 days & 7 hours to get my car registered. The [?] liked a net unit.
- The cost of living here is out of control, how do people survive when they make less than the median?
- The cost of living is almost unachievable even when days of work are endless. If the goal is to be employed to support your family, then why is it still not possible. I cannot afford anything. I just want to give up!
- The county government is more reactive than proactive. While other counties pursue business opportunities, Adams County does not. There are no major retail centers within the county. I travel to Thornton, Westminster, Northglenn, and Arapahoe County for my retail shopping. What retail centers do exist in unincorporated Adams County are old, run-down, and don't really attract currently popular retailers. I would love to spend my money where I reside, but have no real option to do so. Adams County seems very industrial and not conducive to attracting other sectors of commerce. I don't think the county is prepared for the continued growth of the metro area. More attention needs to be paid to long term planning and attracting new businesses to the county. Public transportation within the county is abysmal at best. The County needs to work with RTD to improve the system. The County also needs to work with CDOT to expand I-25 through Adams County. With population growth in Northern Colorado, transportation is severely impacted within the county. We are no longer a small farming community north of Denver. We're growing and changing, and the County is stuck in the 1950s.
- The county should send more snow plows in the winter, to small communities like fox run.

- The disappearances of businesses in Westminster & Aurora is alarming. Too many walmarts! Small businesses used to be an important part of community life! How sad! We had a great sheriff dept. at one time in Adams County. No more, however!
- The Green Belt Trail off Colorado & 129th the concrete path was great. They tie it up for no reason. They took the side walk out connecting Jackson Drive to the entrance and left mud path stupid waste of tax dollars. Put in stupid railroad stuff a waste of money & just more stuff for graffiti to collect. Put the stupid concrete pig & horse. How does that great recreation? Waste of tax dollars.
- The Hoa's too restrictive on how we use our 2 acres of property and unequal enforcement. I'd like to have 4 chickens, like they can have on small lot in Denver.
- The home rehab program is wonderful to help improve existing older homes. Great program.
- The lack of continuity of roads in and out of Adam Co. is poor. This make development opportunities difficult especially for any large business opportunity.
- The lack of quality the school district offers is my main reason for wanting to leave Adams County!! Specifically ACSD #14.
- The most important improvement for quality of life for me would be to construct infrastructure that would eliminate the need for trains to use their horns at crossings.
- The only bad experience was with a person who should be honest and trustworthy but wasn't. Officer Roth has several infractions as a sheriff and should not be employed by Adams county.
- The parks now a days, parking is a problem - a person walks too far to a picnic area. Put a program in place for the elderly to get help w/snow removal on their yards/yard help/leaves, tree removal/volunteers.
- The pavement on my block is almost 4 inches above the ground level. It is not flush with the ground and has caused many of my family members & neighbors to trip and fall causing injury. In the winter, our vehicles get stuck in this area between the sidewalk and street. Terrible!
- The police are rude and apathetic. Have had cars broken into all tires stolen. Pkgs stolen off porch-have seen less than 5 patrol cars in my neighborhood in 5 years. This is Sad!
- The property tax is to high! very hard to live here centennial parker, highlands ranch look better have more jobs there for the same cost. To many foreign grocery stores here we look like another country.
- The quality of life around the Thornton area, specifically 120th/co blvd has really gone down.Traffic is a nightmare, nothing but low end business and more vagrants and homeless wandering the streets. Yet new home prices just north are \$500k? Makes no sense whatsoever.
- The school district needs much improvement. Why are the kids let out at noon on Wednesdays? When I was in school we went every day, 5 days a week, for a full day. Education and the very poor reputation Adams county schools have I think is the no.1, mot major issue we face. It impacts businesses that want to locate here, values of houses, and pretty much everything in the county. **WE DO NOT NEED MORE MONEY FOR SCHOOLS IN MY OPINION.** We need vouchers, competition and more of these special schools for ids who actually want to learn.
- The schools are embarrassing. We drive all the way to Littleton Public Schools to get our kids a good education.
- The storm drain fee is paramount to "taxation without representation" - it should have been voted on; the nurse. Family partnership is fantastic.

- The storm drainage is a big disappointment that needs to be resolved. That was bad tadios.
- The storm water utility tax is wrong! This is an unapproved tax and must stop! You are violating the tabor law.
- The trains moving through commerce city make life here miserable. I want to leave adams county because of the trains. We waste too much time everyday at any time of the day waiting for the trains. We are cut off from the world because of the trains wit limited east west travel. I cannot explain how much the trains make life difficult. We need flyovers or someway to cross the trains.
- The type of businesses catering to a specific ethnicity, run down bldgs. & landscape is run-down also.
- The very Southend of the unincorp Adams County needs cleaning out! Absent land owners heard junk rent to business folks who run auto body repairs which for those of us with chronic sinus issues is debilitating! Absent land owners should be required to do yearly mount on all trees and properties. County officials should be made to do inspections quarterly of all rental properties.
- The wait at county offices is ridiculous to many employees not wanting to do their jobs passing the ("buck") you get paid to do job do it go above and beyond make us (the public) proud not let down!!
- The Westminster Rd seems overly zealous around 72 & federal there is a constant police presence and it does not make me feel safe.
- There are a lot of good things about Adams county but unfortunately I work full time & go to school full time for the last 5 years, so I don't know too much about my community.
- There are things about the country don't know because don't else sheriff its as live in city of Thornton & use their Parks Police, Fire etc. Do use, see the golf course on Riverdale which is excellent & there are other parks that are very good as well.
- There are too many illegal aliens in this county I'm tired of paying taxes that go to people who are here illegally law enforcement Is Thornton police harass the very people who pay their salary.
- There seems to be more talk about changes & improvements then action. A lot more discussion than actually doing something. A lot seems to be very practically motivated.
- This survey is just spending tax payers money. I don't see anything changing in my area it has only gotten worse in the time. I have lived in Adams County - corrupt from top down! it is who you know if anything get down!
- This survey was to intense, trying to cover 5,000 questions in 27 lines. Some things were yes to a couple of items and no to the rest. How do you answer? A more general survey would give you more info and less confusion.
- Though, I'm new to Adams County, I've lived in Denver Area all my life Adams county has always been known as a "meh" place. It's be interesting to see what other counties think of the community.
- To be fair on property taxes and property value, they are too high for us that don't make alot of money.
- To be truthful I live on the edge of Adams County. I rarely hear about things happening because no one finds Colfax and tower an important Adams County area. More openness and areas of work will always be appreciated.
- Too much assistance to illegal immigrants !!
- Transportation - Encourage businesses I like the parks. Keep criminals off streets.

- Trash removal by a co-ordinated effort by all companies involved. Would save on pollution & traffic.
- Very content. Give the fires responseless everything they need our want.
- Very impressed with services (bus-parks).
- Very new to area. 1st question revise to my area of old commerce City.
- Water bill is way too high. I don't like the tier system.
- We are thankful to live in such a great county.
- We are very happy with services in Adams County. We would like to see Hwy 7 widened soon as there are so many new housing developments coming in.
- We are very new/recently moved back. Didn't see as much for new residents as I might expect.
- We don't benefit from the Stormwater tax because we live on a dirt road & don't benefit from drinking water we have a well. The ric center in Brighton is to far. We really don't get much at all for the Tax's we pay. Adams County Employees are rude in most encounters we've had with them.
- We had an influx of rodents in residential due to what I heard was city pest control to open space. Don't do that! Poisoning open spaces drives rats to our houses!
- We have two major concerns. 1. Development are in eastern Adams county is [?]. It's one parking lot after another w/ no fine thought to future growth on walkability. 2. The county needs to do much more to let everyone know how safe it is. I'm more afraid fo all of the neighbours walking the streets w/ guns beacause of [?] than I am of anything else.
- We in the communities of Mashel Lake & Spring Vale are upset with the current open space project that will increase traffic though to Quebec on 136th this was not disclosed and will decrease property values - we may move as a result.
- We just moved to Adams County from Arapahoe County (all part of Aurora) in June, so that is why many of my answers are "Don't Know" This was a hard survey to respond to as Aurora has 2 counties and I am more familiar with city services than those from the county.
- We moved from MN in 2013 and have loved every minute living on W. 111th Dr.
Thanks!
- We moved to Strasburg and enjoy the small community life. I would encourage us to support our county and small business.
- We need a better mix of residential / commercial properties, specifically more shopping opportunities & cultural activities.
- We need bike lanes like 20th Ave, 26th, 32nd etc. I would love to ride my bike places instead of driving all the time.
- We need more communication from the county - more direct access to it's officers. Open spaces are important to provide for. I really enjoy the "farms" surrounding us. It is disappearing too fast.
- We need more places in which to renew our drivers license. They are always crowded and we must wait a long time over 75 we can not use the mail.
- We pay county tax rate of .75% I would like to see that help westminster with sidewalk and road repair.
- We've been very impressed by how well maintained East Lake III is, we walk our dogs there every day. On the other hand there are houses with bounded up windows new Woodglen Elementary. May be neighbourhood services could look into that & not worry as much about a stationary vehicle with expired plates.
- What is the purpose of the front range airport?

- When hiring Police just don't look for the ones with military backgrounds we all deserve a chance.
- When trying to contact someone in the county, they need to answer the telephone or at least return the call. I have called the Stormwater Dept. three different times and no one answers the phone or my questions. In calling Animal Control, I was treated like it was my fault the neighbors 20+ dogs were barking and that it was my responsibility to make them stop. We have been charged taxes for 10 years for a building we do not have on our property. It is now removed from our taxes, but we received no refund for the extra back taxes we paid. Service for other issues has been very poor. They lose paperwork and do not follow through. There is no communication. Rude and incompetent employees.
- Why are Rural Residents required to pay for programs and services we will never use. Example is storm water/ sewer tax. My wheat field does not produce any sewer drainage and yet the next house down the road is out of the tax area and pays nothing. Please explain that.
- Why is the Adams County government spending tax payer money for a NJ company to conduct a survey.
- Why weren't schools mentioned? If anything needs improvement, it's definitely our school systems. Are district 12 and 50 still some of the worst in the state? Start with the schools and maybe more people will think this is a good place to raise a family. Then comes the new businesses and revenue that you're looking for.
- Would like the field behind my home to be built on or cleaned up. Renters & owners need to keep dogs on leashes! Fined if not.
- Would like to see better maintenance on streets, and roads. "Potholes".
- Would like to see criminal activity by our reps [?] addressed. Election integrity non-compromised. Voters have a say in new Taxes (aka "fees").
- Would like to see more signs that say drive like your kids live here.
- Would like to see the county work with local cities to attract more businesses and restaurants to the area-104th/ Tower Commerce City.
- You need more undercover cars to catch people running stop signs and speeding in school zones.
- You pave a street, then come through & tear up sections 2 or 3 times, so now you have a whole bunch of patches. Also, I-2S & 84th exit going so. Was redone & then redone again with worse design than first time. Need to get new people to design, waste of my tax money! plus dangerous exit now!

Appendix D: Selected Survey Results by Respondent Characteristics

Comparisons by Place of Residence

Unincorporated versus Incorporated Adams County

- In general, respondents from unincorporated Adams County tended to give lower ratings to aspects of quality of life and community than did those living in incorporated areas of the county, especially for their neighborhood as a place to live, the county as a place to retire, the availability of recycling services, opportunities to participate in community matters, the availability of paths and walking trails and the variety of housing options.
- Overall, residents living in incorporated areas of the county were less likely to view potential issues as a moderate or major problem and were more likely to have participated in various activities in the County (such as visiting neighborhood parks, carpooling, walking or biking instead of driving and talking with their immediate neighbor) than were those living in unincorporated areas of the county.
- Those living in unincorporated areas of the county reported being less likely to use the new FasTracks Commuter Rail transit stations in a typical month than were those living in incorporated Adams County.
- Generally, survey respondents living in unincorporated Adams County gave less positive evaluations to many of the County-provided services than did those living in incorporated areas, including, but not limited to, the county open space, parks and trails system, community development, drainage and storm sewer infrastructure in unincorporated areas,

enforcement of county codes and regulations and stormwater utility.

- Incorporated Adams County residents tended to give more favorable reviews to the County government than did those living in unincorporated areas, including the overall quality of County services, the value received for the County taxes paid, the ability to trust Adams County government to do what is right and the overall direction the County is taking.

North/East of 470 versus South/West of 470

- Overall, there were few difference in opinion based on whether a respondent lived north/east of 470 or south/west of 470. Those living north/east of 470 tended to give lower evaluations to various aspects of the community including recreational opportunities, ease of bus travel in the county and availability of recycling services.
- Those living south/west of 470 were much more likely to feel that they would use the upcoming FasTracks Commuter Rail stations in the County than were those living north/east of 470. Residents south/west of 470 also were more likely to give positive evaluations to RTD bus or light rail services provided in the county than their counterparts.
- Few differences in opinion were observed when looking at ratings of County-provided services. Those living south/west of 470 gave more favorable ratings to building permits and inspections and drainage and storm sewer infrastructure in unincorporated Adams

County, while those living north/east of 470 gave more favorable ratings to the County jail.

- Respondents living north/east of 470 voiced less trust in the Adams County government. These residents were less likely than those living south/west of 470 to give positive ratings to their ability to trust the County government to do what is right, the overall direction the county is taking and to the county being responsive to residents, being honest and treating residents with fairness and respect.

Community Type

- Respondents living in a small town or a rural area were less likely to give positive ratings to the openness and acceptance of people of diverse backgrounds, opportunities to attend cultural activities and opportunities to participate in community matters than were those living in an urban or suburban area.
- Residents living in a rural or suburban area were more likely to feel that rundown buildings, weed lots or junk vehicles and graffiti were a major or moderate problem, while those living in a small town or urban area were more likely to feel violent crime was a major or moderate problem.
- While those living in a rural area were less likely than those living in other areas of the county to

recommend living in Adams County to someone who asks, they were more likely to remain in Adams County for the next five years.

- Residents living in urban areas were more likely to have used a public library, attended a County-sponsored event and carpooled than were those living in other areas but were less likely to have talked to or visited with their immediate neighbor.
- Those living in a small town or rural area were less likely to feel they would use the FasTracks Commuter Rail stations in the county than were those from urban or suburban areas, and also were more likely to support the County's providing funding for the Front Range Airport.
- Ratings of County-provided services varied by community type. Those living in a small town tended to give less favorable ratings to many County-provided services while those living in rural areas were more likely to give positive ratings to County services. Residents living in rural areas also were more likely to give positive evaluations to the County government being responsive to residents and informing residents about issues facing the community than were those living in other types of areas in the County.

Adams County Quality of Life Survey Results • 2014

Table 64: Question 1 by Area of Adams County

Please rate each of the following aspects of quality of life in Adams County: (Percent excellent or good)	Area of Adams County		Area of Adams County		Which best describes where you currently live?				Overall
	Unincorporated Adams County	Incorporated Adams County	North/East of 470	South/West of 470	An urban area	A suburban area	A small town	A rural area	
Adams County as a place to live	67%	79%	78%	76%	80%	76%	62%	80%	76%
Your neighborhood as a place to live	59%	77%	80%	73%	75%	74%	67%	61%	74%
Adams County as a place to raise children	51%	64%	63%	61%	57%	62%	65%	68%	62%
Adams County as a place to work	45%	53%	39%	52%	51%	50%	37%	77%	52%
Adams County as a place to start and/or operate a business	37%	47%	34%	46%	43%	41%	68%	65%	45%
Adams County as a place to retire	42%	59%	47%	56%	63%	55%	42%	47%	56%
The overall quality of life in Adams County	58%	71%	64%	69%	66%	69%	57%	80%	69%

Table 65: Question 3 by Area of Adams County

Please rate each of the following characteristics as they relate to Adams County as a whole: (Percent excellent or good)	Area of Adams County		Area of Adams County		Which best describes where you currently live?				Overall
	Unincorporated Adams County	Incorporated Adams County	North/East of 470	South/West of 470	An urban area	A suburban area	A small town	A rural area	
Sense of personal safety	56%	67%	76%	64%	72%	64%	63%	51%	65%
Sense of community	40%	50%	51%	47%	44%	49%	50%	36%	48%
Openness and acceptance of the community toward people of diverse backgrounds	56%	65%	52%	64%	71%	64%	48%	40%	63%
Overall appearance of Adams County	47%	57%	58%	55%	61%	54%	50%	41%	55%
Overall quality of new development in unincorporated Adams County	39%	54%	56%	50%	54%	50%	49%	28%	50%
Variety of housing options	41%	59%	57%	55%	53%	56%	56%	54%	55%
Overall quality of business and service establishments in Adams County	50%	57%	45%	57%	56%	57%	37%	48%	55%
Shopping opportunities	47%	61%	46%	59%	64%	58%	59%	42%	58%
Opportunities to attend cultural activities	37%	46%	45%	44%	52%	43%	28%	27%	43%
Recreational opportunities	47%	61%	39%	59%	58%	58%	58%	38%	58%

Adams County Quality of Life Survey Results • 2014

Please rate each of the following characteristics as they relate to Adams County as a whole: (Percent excellent or good)	Area of Adams County		Area of Adams County		Which best describes where you currently live?				Overall
	Unincorporated Adams County	Incorporated Adams County	North/East of 470	South/West of 470	An urban area	A suburban area	A small town	A rural area	
Opportunities to participate in outdoor recreation or enjoy nature	55%	60%	42%	60%	57%	61%	61%	39%	59%
Employment opportunities	32%	35%	37%	35%	36%	34%	42%	19%	35%
Educational opportunities	35%	43%	39%	42%	44%	40%	60%	25%	41%
Opportunities to participate in community matters	36%	59%	39%	56%	58%	55%	46%	30%	54%
Ease of car travel in Adams County	56%	63%	65%	61%	64%	61%	73%	53%	61%
Ease of bus travel in Adams County	45%	49%	25%	49%	62%	39%	55%	62%	47%
Availability of paths and walking trails	52%	70%	50%	67%	68%	67%	47%	66%	66%
Traffic flow on major streets	34%	40%	43%	39%	48%	33%	47%	61%	39%
Availability of affordable quality housing	37%	46%	50%	44%	42%	46%	32%	42%	44%
Availability of affordable quality child care	29%	37%	38%	35%	40%	32%	36%	41%	35%
Availability of affordable quality health care	39%	47%	47%	46%	54%	45%	28%	48%	46%
Availability of recycling services	34%	62%	37%	58%	60%	59%	23%	59%	56%
Drinking water quality	51%	53%	41%	53%	55%	55%	23%	40%	53%
Overall image or reputation of Adams County	40%	52%	40%	50%	48%	51%	45%	31%	49%

Table 66: Question 4

	Area of Adams County		Area of Adams County		Which best describes where you currently live?				Overall
	Unincorporated Adams County	Incorporated Adams County	North/East of 470	South/West of 470	An urban area	A suburban area	A small town	A rural area	
How prepared are you and your household for a disaster or emergency (e.g., flood, tornado, blizzard, etc.)? (Percent very or somewhat prepared)	50%	54%	63%	52%	52%	53%	41%	66%	53%

Adams County Quality of Life Survey Results • 2014

Table 67: Question 5 by Area of Adams County

To what degree, if at all, are each of the following a problem in Adams County? (Percent moderate or major problem)	Area of Adams County		Area of Adams County		Which best describes where you currently live?				Overall
	Unincorporated Adams County	Incorporated Adams County	North/East of 470	South/West of 470	An urban area	A suburban area	A small town	A rural area	
Run down buildings, weed lots or junk vehicles	63%	45%	46%	49%	41%	53%	23%	53%	49%
Graffiti	46%	37%	37%	39%	31%	41%	34%	58%	39%
Violent crime (e.g., sexual assault, robbery)	53%	45%	36%	48%	52%	46%	65%	27%	47%
Property crimes (e.g., burglary, theft)	63%	50%	48%	53%	47%	55%	50%	60%	53%
Environmental hazards, including toxic waste	37%	28%	44%	29%	24%	29%	43%	47%	30%
Weeds and other noxious or invasive plants in open lands	63%	49%	66%	51%	51%	53%	65%	44%	52%
Child abuse and neglect	48%	45%	43%	46%	39%	52%	26%	44%	46%
Neglect, exploitation or mistreatment of at-risk adults	42%	40%	36%	41%	35%	47%	24%	25%	41%

Table 68: Question 6 by Area of Adams County

Please indicate how likely or unlikely you are to do each of the following: (Percent very or somewhat likely)	Area of Adams County		Area of Adams County		Which best describes where you currently live?				Overall
	Unincorporated Adams County	Incorporated Adams County	North/East of 470	South/West of 470	An urban area	A suburban area	A small town	A rural area	
Recommend living in Adams County to someone who asks	75%	82%	85%	80%	74%	84%	80%	67%	80%
Remain in Adams County for the next five years	80%	78%	84%	78%	70%	80%	83%	90%	79%

Table 69: Question 7 by Area of Adams County

In the last 12 months, about how many times, if at all, have you or other household members done each of the following in Adams County? (Percent more than once a month)	Area of Adams County		Area of Adams County		Which best describes where you currently live?				Overall
	Unincorporated Adams County	Incorporated Adams County	North/East of 470	South/West of 470	An urban area	A suburban area	A small town	A rural area	
Visited a neighborhood park or Adams County park	40%	56%	29%	55%	60%	52%	45%	40%	52%

Adams County Quality of Life Survey Results • 2014

In the last 12 months, about how many times, if at all, have you or other household members done each of the following in Adams County? (Percent more than once a month)	Area of Adams County		Area of Adams County		Which best describes where you currently live?				Overall
	Unincorporated Adams County	Incorporated Adams County	North/East of 470	South/West of 470	An urban area	A suburban area	A small town	A rural area	
Used Adams County public libraries or their services	27%	28%	23%	28%	35%	27%	8%	34%	28%
Participated in religious or spiritual activities in Adams County	21%	25%	38%	23%	28%	24%	17%	26%	24%
Attended a County-sponsored event	3%	7%	2%	7%	12%	5%	5%	8%	6%
Used bus, rail or other public transportation instead of driving	14%	13%	5%	14%	14%	12%	17%	17%	13%
Carpooled with other adults or children instead of driving alone	19%	28%	23%	26%	34%	25%	16%	15%	26%
Walked or biked instead of driving	15%	25%	20%	23%	24%	23%	16%	20%	23%
Volunteered your time to some group/activity in Adams County	8%	16%	14%	15%	15%	15%	7%	12%	14%
Participated in a club	5%	10%	8%	9%	6%	9%	5%	9%	9%
Talked to or visited with your immediate neighbors	64%	75%	75%	73%	64%	77%	74%	85%	74%
Done a favor for a neighbor	40%	47%	46%	45%	42%	47%	37%	50%	46%

Adams County Quality of Life Survey Results • 2014

Table 70: Question 8 by Area of Adams County

	Area of Adams County		Area of Adams County		Which best describes where you currently live?				Overall
	Unincorporated Adams County	Incorporated Adams County	North/East of 470	South/West of 470	An urban area	A suburban area	A small town	A rural area	
RTD's upcoming FasTracks Commuter Rail project includes several stations located throughout Adams County. In a typical month, how often, if at all, do you think you will use these new transit facilities? (Percent at least once a month)	46%	58%	10%	59%	56%	59%	35%	19%	55%

Table 71: Question 9 by Area of Adams County

	Area of Adams County		Area of Adams County		Which best describes where you currently live?				Overall
	Unincorporated Adams County	Incorporated Adams County	North/East of 470	South/West of 470	An urban area	A suburban area	A small town	A rural area	
How well is Adams County retaining existing businesses and attracting new businesses? (Percent excellent or good)	32%	38%	21%	38%	36%	36%	46%	36%	37%

Table 72: Question 10 by Area of Adams County

	Area of Adams County		Area of Adams County		Which best describes where you currently live?				Overall
	Unincorporated Adams County	Incorporated Adams County	North/East of 470	South/West of 470	An urban area	A suburban area	A small town	A rural area	
To what extent would you support or oppose the County using existing tax dollars to attract businesses for job creation? (Percent somewhat or strongly support)	73%	77%	67%	77%	76%	77%	61%	74%	76%

Adams County Quality of Life Survey Results • 2014

Table 73: Question 11 by Area of Adams County

Please rate the quality of each of the following services provided by other agencies (e.g., special districts and metro districts), not by Adams County. (Percent excellent or good)	Area of Adams County		Area of Adams County		Which best describes where you currently live?				Overall
	Unincorporated Adams County	Incorporated Adams County	North/East of 470	South/West of 470	An urban area	A suburban area	A small town	A rural area	
Public school districts	51%	56%	73%	53%	55%	51%	60%	74%	55%
Fire response times	79%	86%	86%	85%	84%	86%	70%	88%	85%
Fire services overall	81%	86%	87%	85%	84%	86%	71%	91%	85%
Ambulance response times	76%	84%	77%	83%	75%	84%	79%	94%	83%
Ambulance services overall	85%	83%	83%	84%	82%	82%	88%	93%	83%
Water and sanitation services	58%	73%	58%	71%	74%	68%	56%	88%	70%
Street and drainage maintenance services	51%	58%	41%	58%	65%	54%	42%	55%	56%
Library services	81%	86%	86%	85%	91%	85%	67%	87%	86%
Park and recreation services	63%	83%	63%	80%	92%	75%	73%	77%	79%
RTD bus or light rail	56%	65%	20%	65%	72%	61%	49%	56%	63%
Courts	62%	61%	47%	62%	59%	60%	70%	56%	61%

Table 74: Question 12 by Area of Adams County

Please rate the quality of each of the following services provided by Adams County: (Percent excellent or good)	Area of Adams County		Area of Adams County		Which best describes where you currently live?				Overall
	Unincorporated Adams County	Incorporated Adams County	North/East of 470	South/West of 470	An urban area	A suburban area	A small town	A rural area	
Adams County open space, parks and trails system	63%	80%	70%	78%	80%	77%	72%	79%	77%
Animal Shelter / Adoption Center	62%	62%	44%	63%	61%	63%	57%	63%	62%
Building permits and inspections	38%	45%	18%	46%	45%	43%	34%	47%	43%
Collection of property taxes	52%	55%	47%	55%	62%	54%	69%	48%	55%
Community development	37%	51%	38%	49%	42%	47%	48%	69%	48%
County Fair/fairgrounds	58%	63%	53%	63%	54%	64%	68%	55%	62%
County jail	58%	45%	92%	45%	31%	47%	77%	80%	47%
District Attorney services	40%	45%	38%	44%	45%	44%	32%	24%	44%
Development standards and regulations	38%	45%	31%	44%	41%	42%	21%	68%	43%
Drainage and storm sewer infrastructure in unincorporated Adams County	40%	51%	30%	50%	55%	47%	20%	63%	48%

Adams County Quality of Life Survey Results • 2014

Please rate the quality of each of the following services provided by Adams County: (Percent excellent or good)	Area of Adams County		Area of Adams County		Which best describes where you currently live?				Overall
	Unincorporated Adams County	Incorporated Adams County	North/East of 470	South/West of 470	An urban area	A suburban area	A small town	A rural area	
Economic development	28%	39%	28%	37%	46%	31%	20%	71%	36%
Elections and voter registrations	62%	68%	60%	67%	74%	67%	49%	57%	67%
Emergency management	46%	64%	62%	61%	64%	56%	68%	79%	60%
Employment assistance programs through the Workforce & Business Center	37%	46%	39%	45%	34%	46%	20%	72%	44%
Enforcement of county codes, ordinances and regulations	24%	42%	24%	39%	46%	36%	24%	51%	38%
Front Range Airport	55%	59%	37%	60%	66%	59%	44%	53%	59%
Housing assistance services	38%	48%	29%	46%	60%	41%	26%	71%	45%
Long range planning	40%	44%	25%	44%	42%	41%	30%	73%	43%
Motor vehicle registration	47%	65%	65%	61%	64%	61%	47%	59%	60%
Online (internet) property lookup	55%	61%	53%	60%	55%	61%	73%	53%	59%
Public records and documents searches	41%	56%	50%	54%	50%	52%	62%	79%	53%
Roadway maintenance of paved and graveled roads in unincorporated Adams County	30%	39%	27%	38%	29%	39%	17%	59%	37%
Services provided to financially challenged families	36%	53%	42%	51%	47%	53%	22%	81%	50%
Services provided to protect children suspected of being abused or neglected	32%	43%	34%	41%	51%	36%	26%	75%	39%
Services provided to vulnerable adults suspected of being abused or neglected	29%	43%	17%	42%	51%	35%	31%	79%	40%
Sheriff response times	55%	57%	39%	58%	40%	64%	42%	76%	56%
Sheriff services overall	56%	49%	39%	52%	39%	54%	43%	73%	51%
Snow and ice removal in unincorporated Adams County	39%	47%	39%	46%	39%	49%	28%	47%	45%
Stormwater utility	32%	51%	42%	48%	44%	51%	23%	44%	47%
Traffic control (street lights, signs, etc.) in unincorporated Adams County	51%	57%	60%	56%	61%	51%	65%	71%	55%

Adams County Quality of Life Survey Results • 2014

Table 75: Question 13 by Area of Adams County

Looking at the services in Question 12, which FIVE (5) services do you think are MOST important for maintaining and improving the quality of life in Adams County? (Please write in the appropriate letter(s) for the services below.)	Area of Adams County		Area of Adams County		Which best describes where you currently live?				Overall
	Unincorporated Adams County	Incorporated Adams County	North/East of 470	South/West of 470	An urban area	A suburban area	A small town	A rural area	
Open space, parks and trails system	28%	43%	30%	41%	31%	44%	55%	12%	39%
Animal Shelter/Adoption Center	9%	8%	5%	8%	6%	9%	6%	0%	8%
Building permits and inspections	3%	4%	5%	3%	4%	4%	0%	1%	3%
Collection of property taxes	4%	10%	4%	9%	9%	7%	5%	32%	8%
Community development	20%	22%	5%	23%	24%	20%	38%	5%	21%
County Fair/fairgrounds	3%	3%	7%	3%	3%	3%	6%	2%	3%
County jail	5%	8%	5%	7%	1%	9%	10%	9%	7%
District Attorney services	4%	4%	3%	5%	7%	4%	1%	4%	5%
Development standards and regulations	20%	16%	10%	18%	15%	18%	5%	15%	17%
Drainage and storm sewer infrastructure	13%	19%	11%	18%	21%	16%	37%	5%	17%
Economic development	22%	40%	28%	37%	35%	39%	26%	24%	36%
Elections and voter registrations	5%	2%	4%	3%	3%	3%	0%	3%	3%
Emergency management	23%	27%	27%	26%	12%	27%	47%	42%	25%
Workforce & Business Center	16%	21%	16%	20%	31%	16%	23%	31%	20%
Code enforcement	29%	20%	31%	22%	12%	26%	29%	17%	22%
Front Range Airport	3%	0%	5%	0%	1%	0%	8%	0%	1%
Housing assistance services	17%	15%	4%	16%	20%	14%	5%	3%	15%
Long range planning	10%	21%	12%	19%	10%	22%	7%	11%	19%
Motor vehicle registration	17%	10%	15%	11%	13%	10%	10%	10%	12%
Online property lookup	4%	3%	3%	3%	6%	2%	0%	6%	3%
Public records and documents searches	3%	1%	3%	1%	2%	1%	1%	5%	1%
Roadway maintenance	45%	34%	47%	35%	31%	38%	43%	41%	36%
Financial services	21%	22%	15%	22%	18%	22%	15%	40%	22%
Child protective services	21%	24%	23%	24%	23%	25%	16%	13%	24%
Adult protective services	11%	13%	19%	12%	18%	12%	0%	16%	13%
Sheriff response times	21%	18%	32%	18%	13%	20%	47%	16%	19%
Sheriff services overall	27%	22%	23%	23%	34%	20%	1%	47%	23%
Snow and ice removal	42%	23%	41%	26%	30%	25%	33%	43%	27%
Stormwater utility	8%	4%	5%	4%	7%	4%	7%	1%	5%
Traffic control	23%	27%	22%	26%	31%	25%	17%	11%	25%

Note: Total may exceed 100% as respondents could select up to five services.
Statistical significance not tested.

Table 76: Question 14 by Area of Adams County

Looking at the services in Question 12, which FIVE (5) services do you think are LEAST important for maintaining and improving the quality of life in Adams County? (Please write in the appropriate letter(s) for the services below.)	Area of Adams County		Area of Adams County		Which best describes where you currently live?				Overall
	Unincorporated Adams County	Incorporated Adams County	North/East of 470	South/West of 470	An urban area	A suburban area	A small town	A rural area	
Open space, parks and trails system	8%	7%	10%	7%	11%	6%	2%	11%	7%
Animal Shelter/Adoption Center	18%	23%	9%	23%	30%	22%	11%	5%	22%
Building permits and inspections	10%	14%	2%	14%	12%	14%	4%	9%	13%
Collection of property taxes	16%	19%	10%	19%	12%	21%	11%	5%	18%
Community development	11%	8%	8%	9%	11%	8%	7%	20%	9%
County Fair/fairgrounds	32%	34%	13%	35%	31%	33%	44%	36%	33%
County jail	21%	12%	19%	14%	21%	13%	18%	2%	14%
District Attorney services	10%	19%	17%	17%	12%	19%	15%	16%	17%
Development standards and regulations	12%	18%	20%	17%	15%	16%	36%	15%	17%
Drainage and storm sewer infrastructure	5%	5%	6%	5%	9%	3%	0%	9%	5%
Economic development	6%	7%	10%	7%	4%	7%	11%	8%	7%
Elections and voter registrations	16%	20%	13%	20%	26%	15%	10%	42%	19%
Emergency management	3%	1%	1%	1%	1%	1%	7%	5%	2%
Workforce & Business Center	10%	9%	12%	9%	6%	10%	6%	16%	9%
Code enforcement	8%	9%	14%	9%	12%	8%	10%	15%	9%
Front Range Airport	70%	58%	51%	62%	52%	64%	39%	71%	61%
Housing assistance services	11%	13%	16%	12%	9%	14%	7%	15%	12%
Long range planning	12%	11%	11%	11%	12%	10%	23%	3%	11%
Motor vehicle registration	15%	14%	21%	13%	14%	13%	38%	4%	14%
Online property lookup	51%	51%	42%	52%	54%	50%	52%	54%	51%
Public records and documents searches	33%	41%	26%	41%	29%	44%	65%	8%	39%
Roadway maintenance	4%	5%	2%	5%	2%	5%	7%	3%	4%
Financial services	13%	15%	20%	14%	15%	15%	13%	11%	15%
Child protective services	4%	4%	1%	4%	6%	4%	2%	0%	4%
Adult protective services	3%	3%	1%	4%	1%	5%	2%	0%	3%
Sheriff response times	3%	2%	0%	2%	3%	2%	0%	3%	2%
Sheriff services overall	3%	2%	2%	2%	2%	3%	0%	0%	2%
Snow and ice removal	5%	9%	6%	9%	6%	10%	9%	0%	8%
Stormwater utility	19%	12%	17%	13%	13%	11%	24%	44%	13%
Traffic control	13%	7%	11%	8%	13%	6%	12%	12%	8%

Note: Total may exceed 100% as respondents could select up to five services.
 Statistical significance not tested.

Adams County Quality of Life Survey Results • 2014

Table 77: Question 15 by Area of Adams County

	Area of Adams County		Area of Adams County		Which best describes where you currently live?				Overall
	Unincorporated Adams County	Incorporated Adams County	North/East of 470	South/West of 470	An urban area	A suburban area	A small town	A rural area	
Overall, how would you rate the quality of the services provided by Adams County? (Percent excellent or good)	47%	63%	54%	60%	65%	57%	47%	70%	59%

Table 78: Question 16 by Area of Adams County

	Area of Adams County		Area of Adams County		Which best describes where you currently live?				Overall
	Unincorporated Adams County	Incorporated Adams County	North/East of 470	South/West of 470	An urban area	A suburban area	A small town	A rural area	
How would you rate the value of services you receive from Adams County for the taxes paid? (Percent excellent or good)	33%	50%	43%	47%	43%	46%	50%	54%	46%

Table 79: Question 17 by Area of Adams County

	Area of Adams County		Area of Adams County		Which best describes where you currently live?				Overall
	Unincorporated Adams County	Incorporated Adams County	North/East of 470	South/West of 470	An urban area	A suburban area	A small town	A rural area	
How informed would you say you are about the job Adams County government is doing? (Percent informed or very informed)	12%	19%	13%	18%	18%	15%	14%	53%	18%

Adams County Quality of Life Survey Results • 2014

Table 80: Question 18 by Area of Adams County

	Area of Adams County		Area of Adams County		Which best describes where you currently live?				Overall
	Unincorporated Adams County	Incorporated Adams County	North/East of 470	South/West of 470	An urban area	A suburban area	A small town	A rural area	
How much of the time do you think you can trust Adams County government to do what is right? (Percent always or most of the time)	40%	53%	32%	52%	57%	47%	45%	57%	50%

Table 81: Question 19 by Area of Adams County

	Area of Adams County		Area of Adams County		Which best describes where you currently live?				Overall
	Unincorporated Adams County	Incorporated Adams County	North/East of 470	South/West of 470	An urban area	A suburban area	A small town	A rural area	
Overall, how would you rate the overall direction that Adams County is taking? (Percent excellent or good)	44%	56%	37%	55%	58%	51%	44%	60%	53%

Table 82: Question 20 by Area of Adams County

Please rate how well Adams County is currently doing in each of the following areas: (Percent excellent or good)	Area of Adams County		Area of Adams County		Which best describes where you currently live?				Overall
	Unincorporated Adams County	Incorporated Adams County	North/East of 470	South/West of 470	An urban area	A suburban area	A small town	A rural area	
Welcoming resident involvement	31%	49%	37%	46%	48%	45%	36%	61%	46%
Being responsive to residents	27%	39%	18%	38%	34%	35%	33%	62%	36%
Generally acting in the best interest of the community	34%	50%	41%	47%	45%	47%	44%	59%	46%
Informing residents about issues facing the community	24%	38%	32%	35%	22%	38%	27%	61%	35%
Accessibility of elected officials	26%	36%	24%	34%	41%	32%	24%	41%	34%
Being open and transparent to the public	27%	30%	23%	30%	25%	28%	28%	48%	29%
Giving residents a chance to express their views before making decisions	25%	35%	17%	34%	28%	34%	22%	51%	33%

Adams County Quality of Life Survey Results • 2014

Please rate how well Adams County is currently doing in each of the following areas: (Percent excellent or good)	Area of Adams County		Area of Adams County		Which best describes where you currently live?				Overall
	Unincorporated Adams County	Incorporated Adams County	North/East of 470	South/West of 470	An urban area	A suburban area	A small town	A rural area	
Being honest	29%	39%	19%	38%	41%	34%	27%	51%	36%
Treating residents with fairness and respect	35%	43%	25%	43%	40%	41%	30%	62%	42%

Table 83: Question 21 by Area of Adams County

	Area of Adams County		Area of Adams County		Which best describes where you currently live?				Overall
	Unincorporated Adams County	Incorporated Adams County	North/East of 470	South/West of 470	An urban area	A suburban area	A small town	A rural area	
Have you had any in-person, phone or email contact with an Adams County employee, regardless of department or office, within the last 12 months (including sheriff, receptionists, planners, engineers or any others) (Percent yes)?	47%	42%	55%	42%	41%	44%	44%	50%	43%

Table 84: Question 22 by Area of Adams County

What was your impression of the Adams County employee in your most recent contact? Rate each characteristic below.) (Percent excellent or good)	Area of Adams County		Area of Adams County		Which best describes where you currently live?				Overall
	Unincorporated Adams County	Incorporated Adams County	North/East of 470	South/West of 470	An urban area	A suburban area	A small town	A rural area	
Knowledge	67%	73%	71%	72%	52%	77%	90%	49%	71%
Responsiveness	65%	65%	63%	65%	43%	71%	80%	43%	64%
Respectfulness	76%	75%	74%	75%	59%	79%	93%	52%	74%
Courtesy	72%	77%	74%	76%	66%	79%	93%	54%	75%
Overall impression	64%	73%	64%	72%	59%	75%	80%	50%	70%

Adams County Quality of Life Survey Results • 2014

Table 85: Question 23 by Area of Adams County

Parks serve various purposes within a community, some of which are listed below. For each, please rate whether you think there is too much, too little or about the right amount of parks or recreation facilities to serve your needs in each of these areas.		Area of Adams County		Area of Adams County		Which best describes where you currently live?				Overall
		Unincorporated Adams County	Incorporated Adams County	North/East of 470	South/West of 470	An urban area	A suburban area	A small town	A rural area	
Neighborhood parks	Too little	46%	24%	30%	28%	38%	26%	27%	26%	29%
	Right amount	53%	73%	69%	69%	57%	73%	72%	73%	69%
	Too much	1%	3%	1%	2%	5%	1%	1%	1%	2%
Community parks	Too little	46%	23%	19%	28%	34%	28%	21%	15%	28%
	Right amount	51%	74%	80%	69%	58%	71%	79%	84%	70%
	Too much	3%	2%	1%	3%	8%	1%	0%	1%	2%
Developed spaces for field sports	Too little	41%	27%	31%	30%	41%	28%	28%	23%	30%
	Right amount	55%	67%	65%	65%	50%	68%	71%	59%	64%
	Too much	5%	6%	4%	5%	9%	4%	2%	18%	5%
Developed spaces for court sports	Too little	51%	40%	33%	43%	38%	46%	51%	22%	42%
	Right amount	44%	56%	54%	53%	52%	51%	37%	77%	53%
	Too much	6%	4%	13%	4%	10%	3%	12%	1%	5%
Playgrounds	Too little	39%	26%	27%	29%	38%	25%	30%	42%	29%
	Right amount	56%	72%	66%	69%	55%	74%	61%	57%	68%
	Too much	5%	2%	7%	2%	7%	1%	8%	1%	2%
Recreation centers	Too little	42%	35%	39%	36%	37%	37%	34%	28%	36%
	Right amount	53%	64%	59%	62%	56%	61%	66%	71%	61%
	Too much	4%	2%	2%	2%	7%	1%	0%	1%	2%
Youth recreation programs	Too little	58%	31%	40%	36%	39%	35%	48%	23%	36%
	Right amount	38%	66%	57%	61%	52%	63%	50%	76%	61%
	Too much	4%	3%	3%	3%	9%	2%	2%	1%	3%
Adult recreation programs	Too little	53%	33%	33%	37%	42%	35%	42%	27%	37%
	Right amount	44%	65%	61%	61%	53%	64%	52%	72%	61%
	Too much	2%	2%	6%	2%	5%	1%	6%	1%	2%
Fitness programs	Too little	50%	32%	29%	36%	46%	35%	25%	15%	36%
	Right amount	44%	64%	68%	60%	46%	62%	68%	67%	60%
	Too much	6%	4%	3%	5%	8%	2%	7%	17%	4%

Adams County Quality of Life Survey Results • 2014

Table 86: Question 24 by Area of Adams County

	Area of Adams County		Area of Adams County		Which best describes where you currently live?				Overall
	Unincorporated Adams County	Incorporated Adams County	North/East of 470	South/West of 470	An urban area	A suburban area	A small town	A rural area	
Adams County provides approximately \$900,000 of funding annually to the Front Range Airport. To what extent do you support or oppose the county government providing funding for the Front Range Airport? (Percent somewhat or strongly support)	36%	34%	36%	34%	34%	32%	40%	62%	34%

Table 87: Question 25 by Area of Adams County

Considering each of the following areas of County service delivery, please indicate whether you feel the County should apply more effort, the same amount of effort or less effort toward each.		Area of Adams County		Area of Adams County		Which best describes where you currently live?				Overall
		Unincorporated Adams County	Incorporated Adams County	North/East of 470	South/West of 470	An urban area	A suburban area	A small town	A rural area	
Community Services (includes development review, including long-range planning, fostering public/private partnerships, code enforcement, sustainability efforts to save taxpayer dollars and reduce the county's impact on the environment, funds to help rehab)	More effort	54%	47%	40%	49%	58%	44%	63%	48%	48%
	Same effort	44%	49%	53%	47%	41%	53%	32%	32%	48%
	Less effort	2%	4%	7%	3%	0%	3%	5%	19%	3%
Parks and Open Space (includes trails, fairgrounds, lake area, developed parks and public park buildings)	More effort	45%	36%	35%	38%	57%	32%	35%	27%	38%
	Same effort	51%	60%	57%	58%	39%	65%	65%	61%	58%
	Less effort	5%	4%	7%	4%	4%	3%	0%	12%	4%
Economic Development (includes attracting and retaining businesses and jobs)	More effort	59%	57%	60%	57%	59%	57%	67%	51%	57%
	Same effort	37%	37%	38%	37%	31%	40%	22%	30%	37%
	Less effort	4%	6%	2%	6%	10%	3%	11%	19%	6%
Human Services (includes unemployment assistance, workforce training, child protection, adult protection, services for financially challenged families, Head Start, etc.)	More effort	48%	49%	44%	49%	52%	49%	51%	21%	49%
	Same effort	42%	46%	45%	45%	41%	45%	44%	71%	45%
	Less effort	10%	5%	10%	6%	7%	6%	5%	9%	6%
Law Enforcement (includes Sheriff	More effort	40%	35%	39%	35%	46%	31%	50%	43%	36%

Adams County Quality of Life Survey Results • 2014

Considering each of the following areas of County service delivery, please indicate whether you feel the County should apply more effort, the same amount of effort or less effort toward each.	Area of Adams County		Area of Adams County		Which best describes where you currently live?				Overall	
	Unincorporated Adams County	Incorporated Adams County	North/East of 470	South/West of 470	An urban area	A suburban area	A small town	A rural area		
patrol, crime prevention, jail, District Attorney, prosecution, courts, etc.)	Same effort	53%	61%	60%	59%	52%	63%	48%	57%	59%
	Less effort	7%	4%	1%	5%	2%	6%	1%	0%	5%
Public Services (includes maintaining official public records, Clerk and Recorder functions such as marriage licenses, elections, Assessor's valuation of property, Coroner, Treasurer, etc.)	More effort	20%	16%	9%	18%	28%	14%	26%	7%	17%
	Same effort	75%	75%	89%	74%	69%	78%	69%	77%	75%
Transportation Infrastructure Maintenance (includes maintenance of roads, bridges, drainage systems; snow removal, etc.)	Less effort	5%	8%	3%	8%	4%	8%	5%	16%	8%
	More effort	52%	52%	54%	52%	60%	50%	64%	35%	52%
Transportation Infrastructure Construction (includes construction of new roads, widening of existing roads, sidewalk construction, etc.)	Same effort	47%	47%	45%	47%	38%	49%	36%	62%	47%
	Less effort	1%	2%	1%	2%	2%	1%	0%	3%	2%
Transportation Infrastructure Construction (includes construction of new roads, widening of existing roads, sidewalk construction, etc.)	More effort	49%	48%	39%	49%	57%	47%	29%	45%	49%
	Same effort	49%	46%	57%	46%	39%	48%	67%	40%	47%
Transportation Infrastructure Construction (includes construction of new roads, widening of existing roads, sidewalk construction, etc.)	Less effort	2%	6%	4%	5%	3%	5%	4%	15%	5%

Table 88: Question 26 by Area of Adams County

Thinking of how you currently get information about events or issues, how likely would you be to obtain information about Adams County like public hearings, community meetings, upcoming programs and events like the fair or rodeo, etc. in the following formats? (Percent likely or very likely)	Area of Adams County		Area of Adams County		Which best describes where you currently live?				Overall
	Unincorporated Adams County	Incorporated Adams County	North/East of 470	South/West of 470	An urban area	A suburban area	A small town	A rural area	
Adams County Annual Budget	25%	29%	26%	29%	47%	24%	32%	24%	28%
Adams County Annual Report	29%	31%	29%	31%	44%	26%	37%	26%	30%
Adams County Facebook page (www.facebook.com/AdamsCounty)	19%	26%	31%	25%	26%	25%	29%	10%	25%
Adams County Twitter page (twitter.com/adams_county_co)	9%	15%	18%	14%	19%	11%	25%	18%	14%
Adams County website (www.adcogov.org)	44%	48%	56%	46%	47%	48%	33%	52%	47%
Emails from Adams County	34%	32%	42%	32%	31%	32%	36%	34%	32%
Web blogs	14%	15%	24%	15%	19%	15%	15%	1%	15%
Text messages	16%	18%	22%	17%	28%	16%	20%	3%	18%

Adams County Quality of Life Survey Results • 2014

Thinking of how you currently get information about events or issues, how likely would you be to obtain information about Adams County like public hearings, community meetings, upcoming programs and events like the fair or rodeo, etc. in the following formats? (Percent likely or very likely)	Area of Adams County		Area of Adams County		Which best describes where you currently live?				Overall
	Unincorporated Adams County	Incorporated Adams County	North/East of 470	South/West of 470	An urban area	A suburban area	A small town	A rural area	
Information provided at county facilities (e.g., the county government building, the fairgrounds, etc.)	27%	37%	42%	35%	42%	33%	35%	35%	35%
Local press (e.g., television news, radio news, local newspapers, online versions of any of these)	60%	60%	61%	60%	68%	57%	64%	45%	59%
Mailings to your home address	70%	69%	72%	69%	77%	67%	80%	49%	69%
Community newsletters with information about Adams County	67%	65%	75%	65%	77%	65%	58%	40%	65%
Word of mouth (from family, friends, or neighbors, etc.)	40%	45%	46%	44%	59%	41%	33%	30%	44%

Comparisons by Incorporated City

- Survey respondents living in Thornton, Arvada or Westminster gave higher evaluations to the overall quality of life in Adams County than did those living in Aurora, Commerce City, Brighton or Northglenn. Overall, Thornton, Arvada and Westminster residents tended to give more favorable ratings to various characteristics of Adams County than did those living in other cities.
- Brighton/Northglenn residents were more likely to cite run down buildings, weed lots or junk vehicles and the neglect or mistreatment of at-risk adults as a problem than were those living in other cities in the County. Arvada/Westminster residents tended to view each potential issues as less of a problem than did their counterparts.
- Those living in Thornton were more likely to have visited a neighborhood park or Adams County park, used a County public library and talked to or visited with their immediate neighbor than were those living in other cities in the county.
- Residents in Aurora/Commerce City and Thornton were more likely to think they would use FasTracks Commuter rail stations in Adams County than were those living in other cities.
- Respondents living in Arvada/Westminster and Brighton/Northglenn tended to give less positive ratings to a number of County-provided services than did those living in other incorporated cities in the County, including the County Fair/fairgrounds, County jail, enforcement of county codes and regulations and roadway maintenance of paved and graveled roads in unincorporated Adams County.
- Generally, Brighton/Northglenn residents gave less positive evaluations to the overall quality of County services, feeling that they can trust the County government to do what is right and the overall direction the County is taking than did those living in other cities in the county.

Table 89: Question 1 by Incorporated City

Please rate each of the following aspects of quality of life in Adams County: (Percent excellent or good)	Incorporated City					Overall
	Aurora/Commerce City	Arvada/Westminster	Brighton/Northglenn	Thornton	Unincorporated Adams County	
Adams County as a place to live	72%	82%	68%	85%	67%	76%
Your neighborhood as a place to live	71%	83%	64%	84%	59%	74%
Adams County as a place to raise children	53%	71%	47%	76%	51%	62%
Adams County as a place to work	48%	64%	38%	57%	45%	52%
Adams County as a place to start and/or operate a business	45%	43%	51%	51%	37%	45%
Adams County as a place to retire	45%	77%	46%	70%	42%	56%
The overall quality of life in Adams County	55%	75%	67%	82%	58%	69%

Adams County Quality of Life Survey Results • 2014

Table 90: Question 3 by Incorporated City

Please rate each of the following characteristics as they relate to Adams County as a whole: (Percent excellent or good)	Incorporated City					Overall
	Aurora/Commerce City	Arvada/Westminster	Brighton/Northglenn	Thornton	Unincorporated Adams County	
Sense of personal safety	62%	77%	60%	68%	56%	65%
Sense of community	43%	54%	36%	58%	40%	48%
Openness and acceptance of the community toward people of diverse backgrounds	61%	75%	55%	67%	56%	63%
Overall appearance of Adams County	36%	67%	40%	74%	47%	55%
Overall quality of new development in unincorporated Adams County	37%	53%	60%	66%	39%	50%
Variety of housing options	50%	63%	56%	65%	41%	55%
Overall quality of business and service establishments in Adams County	45%	72%	49%	58%	50%	55%
Shopping opportunities	36%	71%	59%	72%	47%	58%
Opportunities to attend cultural activities	42%	40%	46%	52%	37%	43%
Recreational opportunities	55%	62%	51%	69%	47%	58%
Opportunities to participate in outdoor recreation or enjoy nature	47%	64%	56%	69%	55%	59%
Employment opportunities	36%	41%	27%	35%	32%	35%
Educational opportunities	42%	49%	32%	44%	35%	41%
Opportunities to participate in community matters	59%	59%	34%	71%	36%	54%
Ease of car travel in Adams County	55%	68%	61%	66%	56%	61%
Ease of bus travel in Adams County	48%	50%	47%	49%	45%	47%
Availability of paths and walking trails	70%	64%	62%	79%	52%	66%
Traffic flow on major streets	47%	32%	41%	42%	34%	39%
Availability of affordable quality housing	43%	45%	58%	45%	37%	44%
Availability of affordable quality child care	31%	26%	27%	53%	29%	35%
Availability of affordable quality health care	41%	49%	47%	53%	39%	46%
Availability of recycling services	62%	54%	54%	70%	34%	56%
Drinking water quality	39%	59%	41%	65%	51%	53%
Overall image or reputation of Adams County	28%	57%	53%	65%	40%	49%

Adams County Quality of Life Survey Results • 2014

Table 91: Question 4 by Incorporated City

	Incorporated City					Overall
	Aurora/Commerce City	Arvada/Westminster	Brighton/Northglenn	Thornton	Unincorporated Adams County	
How prepared are you and your household for a disaster or emergency (e.g., flood, tornado, blizzard, etc.)? (Percent very or somewhat prepared)	50%	54%	60%	54%	50%	53%

Table 92: Question 5 by Incorporated City

To what degree, if at all, are each of the following a problem in Adams County? (Percent moderate or major problem)	Incorporated City					Overall
	Aurora/Commerce City	Arvada/Westminster	Brighton/Northglenn	Thornton	Unincorporated Adams County	
Run down buildings, weed lots or junk vehicles	44%	35%	64%	47%	63%	49%
Graffiti	40%	37%	33%	36%	46%	39%
Violent crime (e.g., sexual assault, robbery)	51%	43%	47%	41%	53%	47%
Property crimes (e.g., burglary, theft)	55%	54%	55%	44%	63%	53%
Environmental hazards, including toxic waste	42%	17%	34%	22%	37%	30%
Weeds and other noxious or invasive plants in open lands	56%	51%	48%	43%	63%	52%
Child abuse and neglect	44%	33%	58%	44%	48%	46%
Neglect, exploitation or mistreatment of at-risk adults	34%	23%	59%	43%	42%	41%

Table 93: Question 6 by Incorporated City

Please indicate how likely or unlikely you are to do each of the following: (Percent very or somewhat likely)	Incorporated City					Overall
	Aurora/Commerce City	Arvada/Westminster	Brighton/Northglenn	Thornton	Unincorporated Adams County	
Recommend living in Adams County to someone who asks	67%	84%	84%	90%	75%	80%
Remain in Adams County for the next five years	71%	85%	69%	83%	80%	79%

Adams County Quality of Life Survey Results • 2014

Table 94: Question 7 by Incorporated City

In the last 12 months, about how many times, if at all, have you or other household members done each of the following in Adams County? (Percent more than once a month)	Incorporated City					Overall
	Aurora/Commerce City	Arvada/Westminster	Brighton/Northglenn	Thornton	Unincorporated Adams County	
Visited a neighborhood park or Adams County park	54%	54%	48%	64%	40%	52%
Used Adams County public libraries or their services	24%	26%	16%	38%	27%	28%
Participated in religious or spiritual activities in Adams County	13%	25%	24%	36%	21%	24%
Attended a County-sponsored event	5%	3%	8%	11%	3%	6%
Used bus, rail or other public transportation instead of driving	15%	17%	7%	10%	14%	13%
Carpooled with other adults or children instead of driving alone	21%	31%	31%	30%	19%	26%
Walked or biked instead of driving	22%	31%	19%	26%	15%	23%
Volunteered your time to some group/activity in Adams County	13%	19%	18%	16%	8%	14%
Participated in a club	9%	11%	5%	12%	5%	9%
Talked to or visited with your immediate neighbors	67%	77%	82%	78%	64%	74%
Done a favor for a neighbor	43%	43%	52%	51%	40%	46%

Table 95: Question 8 by Incorporated City

	Incorporated City					Overall
	Aurora/Commerce City	Arvada/Westminster	Brighton/Northglenn	Thornton	Unincorporated Adams County	
RTD's upcoming FasTracks Commuter Rail project includes several stations located throughout Adams County. In a typical month, how often, if at all, do you think you will use these new transit facilities? (Percent at least once a month)	61%	51%	45%	69%	46%	55%

Adams County Quality of Life Survey Results • 2014

Table 96: Question 9 by Incorporated City

	Incorporated City					Overall
	Aurora/Commerce City	Arvada/Westminster	Brighton/Northglenn	Thornton	Unincorporated Adams County	
How well is Adams County retaining existing businesses and attracting new businesses? (Percent excellent or good)	43%	35%	31%	39%	32%	37%

Table 97: Question 10 by Incorporated City

	Incorporated City					Overall
	Aurora/Commerce City	Arvada/Westminster	Brighton/Northglenn	Thornton	Unincorporated Adams County	
To what extent would you support or oppose the County using existing tax dollars to attract businesses for job creation? (Percent somewhat or strongly support)	80%	70%	78%	80%	73%	76%

Table 98: Question 11 by Incorporated City

Please rate the quality of each of the following services provided by other agencies (e.g., special districts and metro districts), not by Adams County. (Percent excellent or good)	Incorporated City					Overall
	Aurora/Commerce City	Arvada/Westminster	Brighton/Northglenn	Thornton	Unincorporated Adams County	
Public school districts	48%	51%	44%	71%	51%	55%
Fire response times	76%	92%	87%	91%	79%	85%
Fire services overall	78%	93%	89%	89%	81%	85%
Ambulance response times	90%	77%	78%	91%	76%	83%
Ambulance services overall	88%	80%	80%	86%	85%	83%
Water and sanitation services	66%	77%	65%	83%	58%	70%
Street and drainage maintenance services	50%	59%	49%	70%	51%	56%
Library services	83%	80%	84%	96%	81%	86%
Park and recreation services	82%	79%	84%	87%	63%	79%
RTD bus or light rail	57%	76%	54%	69%	56%	63%
Courts	67%	56%	66%	60%	62%	61%

Adams County Quality of Life Survey Results • 2014

Table 99: Question 12 by Incorporated City

Please rate the quality of each of the following services provided by Adams County: (Percent excellent or good)	Incorporated City					Overall
	Aurora/Commerce City	Arvada/Westminster	Brighton/Northglenn	Thornton	Unincorporated Adams County	
Adams County open space, parks and trails system	79%	73%	77%	89%	63%	77%
Animal Shelter / Adoption Center	60%	57%	58%	67%	62%	62%
Building permits and inspections	56%	36%	33%	44%	38%	43%
Collection of property taxes	67%	64%	39%	49%	52%	55%
Community development	54%	41%	44%	55%	37%	48%
County Fair/fairgrounds	75%	43%	58%	68%	58%	62%
County jail	66%	23%	43%	52%	58%	47%
District Attorney services	59%	37%	54%	32%	40%	44%
Development standards and regulations	64%	34%	47%	39%	38%	43%
Drainage and storm sewer infrastructure in unincorporated Adams County	49%	51%	30%	63%	40%	48%
Economic development	43%	41%	29%	36%	28%	36%
Elections and voter registrations	64%	67%	67%	72%	62%	67%
Emergency management	68%	57%	54%	68%	46%	60%
Employment assistance programs through the Workforce & Business Center	69%	28%	52%	48%	37%	44%
Enforcement of county codes, ordinances and regulations	43%	37%	22%	52%	24%	38%
Front Range Airport	74%	60%	25%	60%	55%	59%
Housing assistance services	66%	43%	61%	28%	38%	45%
Long range planning	67%	37%	20%	36%	40%	43%
Motor vehicle registration	80%	58%	59%	57%	47%	60%
Online (internet) property lookup	65%	51%	62%	64%	55%	59%
Public records and documents searches	73%	42%	58%	53%	41%	53%
Roadway maintenance of paved and graveled roads in unincorporated Adams County	46%	33%	25%	41%	30%	37%
Services provided to financially challenged families	69%	28%	72%	47%	36%	50%
Services provided to protect children suspected of being abused or neglected	52%	30%	23%	50%	32%	39%
Services provided to vulnerable adults suspected of being abused or neglected	56%	26%	20%	51%	29%	40%
Sheriff response times	60%	55%	68%	45%	55%	56%
Sheriff services overall	61%	43%	53%	40%	56%	51%

Adams County Quality of Life Survey Results • 2014

Please rate the quality of each of the following services provided by Adams County: (Percent excellent or good)	Incorporated City					Overall
	Aurora/Commerce City	Arvada/Westminster	Brighton/Northglenn	Thornton	Unincorporated Adams County	
Snow and ice removal in unincorporated Adams County	47%	51%	41%	45%	39%	45%
Stormwater utility	63%	50%	33%	48%	32%	47%
Traffic control (street lights, signs, etc.) in unincorporated Adams County	64%	55%	55%	52%	51%	55%

Table 100: Question 13 by Incorporated City

Looking at the services in Question 12, which FIVE (5) services do you think are MOST important for maintaining and improving the quality of life in Adams County? (Please write in the appropriate letter(s) for the services below.)	Incorporated City					Overall
	Aurora/Commerce City	Arvada/Westminster	Brighton/Northglenn	Thornton	Unincorporated Adams County	
Open space, parks and trails system	50%	50%	23%	42%	28%	39%
Animal Shelter/Adoption Center	4%	7%	12%	9%	9%	8%
Building permits and inspections	7%	2%	6%	1%	3%	3%
Collection of property taxes	12%	3%	11%	13%	4%	8%
Community development	21%	25%	30%	16%	20%	21%
County Fair/fairgrounds	0%	2%	5%	6%	3%	3%
County jail	10%	8%	6%	6%	5%	7%
District Attorney services	5%	5%	8%	2%	4%	5%
Development standards and regulations	16%	19%	18%	12%	20%	17%
Drainage and storm sewer infrastructure	18%	23%	20%	15%	13%	17%
Economic development	36%	34%	48%	46%	22%	36%
Elections and voter registrations	2%	2%	3%	2%	5%	3%
Emergency management	28%	24%	22%	30%	23%	25%
Workforce & Business Center	18%	27%	25%	17%	16%	20%
Code enforcement	15%	13%	27%	29%	29%	22%
Front Range Airport	0%	1%	0%	0%	3%	1%
Housing assistance services	21%	18%	7%	11%	17%	15%
Long range planning	14%	23%	26%	23%	10%	19%
Motor vehicle registration	12%	7%	10%	9%	17%	12%
Online property lookup	0%	8%	0%	2%	4%	3%
Public records and documents searches	1%	0%	1%	1%	3%	1%
Roadway maintenance	39%	39%	31%	26%	45%	36%

Adams County Quality of Life Survey Results • 2014

Looking at the services in Question 12, which FIVE (5) services do you think are MOST important for maintaining and improving the quality of life in Adams County? (Please write in the appropriate letter(s) for the services below.)	Incorporated City					Overall
	Aurora/Commerce City	Arvada/Westminster	Brighton/Northglenn	Thornton	Unincorporated Adams County	
Financial services	24%	19%	23%	20%	21%	22%
Child protective services	21%	14%	33%	32%	21%	24%
Adult protective services	9%	8%	20%	18%	11%	13%
Sheriff response times	30%	12%	10%	17%	21%	19%
Sheriff services overall	27%	28%	19%	15%	27%	23%
Snow and ice removal	27%	17%	16%	27%	42%	27%
Stormwater utility	6%	1%	5%	3%	8%	5%
Traffic control	19%	31%	24%	32%	23%	25%

Note: Total may exceed 100% as respondents could select up to five services. Statistical significance not tested.

Table 101: Question 14 by Incorporated City

Looking at the services in Question 12, which FIVE (5) services do you think are LEAST important for maintaining and improving the quality of life in Adams County? (Please write in the appropriate letter(s) for the services below.)	Incorporated City					Overall
	Aurora/Commerce City	Arvada/Westminster	Brighton/Northglenn	Thornton	Unincorporated Adams County	
Open space, parks and trails system	11%	2%	5%	8%	8%	7%
Animal Shelter/Adoption Center	35%	24%	10%	19%	18%	22%
Building permits and inspections	12%	15%	5%	19%	10%	13%
Collection of property taxes	17%	28%	13%	16%	16%	18%
Community development	8%	6%	6%	11%	11%	9%
County Fair/fairgrounds	47%	35%	21%	28%	32%	33%
County jail	13%	22%	7%	7%	21%	14%
District Attorney services	10%	12%	31%	27%	10%	17%
Development standards and regulations	21%	22%	10%	16%	12%	17%
Drainage and storm sewer infrastructure	12%	4%	3%	0%	5%	5%
Economic development	7%	4%	8%	9%	6%	7%
Elections and voter registrations	28%	18%	19%	16%	16%	19%
Emergency management	0%	0%	2%	1%	3%	2%
Workforce & Business Center	5%	13%	8%	7%	10%	9%
Code enforcement	7%	11%	8%	11%	8%	9%
Front Range Airport	54%	53%	70%	62%	70%	61%
Housing assistance services	11%	7%	21%	16%	11%	12%

Adams County Quality of Life Survey Results • 2014

Looking at the services in Question 12, which FIVE (5) services do you think are LEAST important for maintaining and improving the quality of life in Adams County? (Please write in the appropriate letter(s) for the services below.)	Incorporated City					Overall
	Aurora/Commerce City	Arvada/Westminster	Brighton/Northglenn	Thornton	Unincorporated Adams County	
Long range planning	9%	5%	24%	11%	12%	11%
Motor vehicle registration	14%	19%	10%	12%	15%	14%
Online property lookup	64%	39%	43%	55%	51%	51%
Public records and documents searches	37%	46%	53%	34%	33%	39%
Roadway maintenance	3%	6%	5%	6%	4%	4%
Financial services	12%	9%	23%	17%	13%	15%
Child protective services	7%	0%	2%	5%	4%	4%
Adult protective services	2%	2%	2%	6%	3%	3%
Sheriff response times	0%	4%	4%	0%	3%	2%
Sheriff services overall	4%	2%	2%	2%	3%	2%
Snow and ice removal	8%	12%	9%	8%	5%	8%
Stormwater utility	12%	12%	15%	10%	19%	13%
Traffic control	8%	9%	6%	3%	13%	8%

Note: Total may exceed 100% as respondents could select up to five services. Statistical significance not tested.

Table 102: Question 15 by Incorporated City

	Incorporated City					Overall
	Aurora/Commerce City	Arvada/Westminster	Brighton/Northglenn	Thornton	Unincorporated Adams County	
Overall, how would you rate the quality of the services provided by Adams County? (Percent excellent or good)	63%	62%	52%	69%	47%	59%

Table 103: Question 16 by Incorporated City

	Incorporated City					Overall
	Aurora/Commerce City	Arvada/Westminster	Brighton/Northglenn	Thornton	Unincorporated Adams County	
How would you rate the value of services you receive from Adams County for the taxes paid? (Percent excellent or good)	54%	46%	46%	52%	33%	46%

Adams County Quality of Life Survey Results • 2014

Table 104: Question 17 by Incorporated City

	Incorporated City					Overall
	Aurora/Commerce City	Arvada/Westminster	Brighton/Northglenn	Thornton	Unincorporated Adams County	
How informed would you say you are about the job Adams County government is doing? (Percent informed or very informed)	24%	19%	24%	13%	12%	18%

Table 105: Question 18 by Incorporated City

	Incorporated City					Overall
	Aurora/Commerce City	Arvada/Westminster	Brighton/Northglenn	Thornton	Unincorporated Adams County	
How much of the time do you think you can trust Adams County government to do what is right? (Percent always or most of the time)	62%	55%	37%	53%	40%	50%

Table 106: Question 19 by Incorporated City

	Incorporated City					Overall
	Aurora/Commerce City	Arvada/Westminster	Brighton/Northglenn	Thornton	Unincorporated Adams County	
Overall, how would you rate the overall direction that Adams County is taking? (Percent excellent or good)	50%	53%	45%	67%	44%	53%

Table 107: Question 20 by Incorporated City

Please rate how well Adams County is currently doing in each of the following areas: (Percent excellent or good)	Incorporated City					Overall
	Aurora/Commerce City	Arvada/Westminster	Brighton/Northglenn	Thornton	Unincorporated Adams County	
Welcoming resident involvement	55%	44%	44%	48%	31%	46%
Being responsive to residents	43%	31%	30%	43%	27%	36%
Generally acting in the best interest of the community	49%	44%	43%	58%	34%	46%
Informing residents about issues facing the community	34%	28%	33%	51%	24%	35%
Accessibility of elected officials	22%	37%	36%	46%	26%	34%
Being open and transparent to the public	31%	28%	23%	33%	27%	29%

Adams County Quality of Life Survey Results • 2014

Please rate how well Adams County is currently doing in each of the following areas: (Percent excellent or good)	Incorporated City					Overall
	Aurora/Commerce City	Arvada/Westminster	Brighton/Northglenn	Thornton	Unincorporated Adams County	
Giving residents a chance to express their views before making decisions	46%	28%	15%	39%	25%	33%
Being honest	37%	35%	32%	45%	29%	36%
Treating residents with fairness and respect	40%	42%	41%	49%	35%	42%

Table 108: Question 21 by Incorporated City

	Incorporated City					Overall
	Aurora/Commerce City	Arvada/Westminster	Brighton/Northglenn	Thornton	Unincorporated Adams County	
Have you had any in-person, phone or email contact with an Adams County employee, regardless of department or office, within the last 12 months (including sheriff, receptionists, planners, engineers or any others) (Percent yes)?	35%	45%	52%	40%	47%	43%

Table 109: Question 22 by Incorporated City

What was your impression of the Adams County employee in your most recent contact? Rate each characteristic below.) (Percent excellent or good)	Incorporated City					Overall
	Aurora/Commerce City	Arvada/Westminster	Brighton/Northglenn	Thornton	Unincorporated Adams County	
Knowledge	52%	86%	70%	78%	67%	71%
Responsiveness	58%	75%	60%	63%	65%	64%
Respectfulness	69%	81%	71%	73%	76%	74%
Courtesy	69%	82%	71%	80%	72%	75%
Overall impression	56%	88%	64%	79%	64%	70%

Table 110: Question 23 by Incorporated City

Parks serve various purposes within a community, some of which are listed below. For each, please rate whether you think there is too much, too little or about the right amount of parks or recreation facilities to serve your needs in each of these areas.		Incorporated City					Overall
		Aurora/Commerce City	Arvada/Westminster	Brighton/Northglenn	Thornton	Unincorporated Adams County	
Neighborhood parks	Too little	30%	30%	21%	16%	46%	29%
	Right amount	66%	67%	78%	83%	53%	69%
	Too much	5%	3%	2%	1%	1%	2%
Community parks	Too little	26%	32%	23%	14%	46%	28%
	Right amount	68%	65%	75%	86%	51%	70%
	Too much	5%	3%	2%	0%	3%	2%
Developed spaces for field sports	Too little	35%	19%	23%	27%	41%	30%
	Right amount	55%	77%	73%	69%	55%	64%
	Too much	10%	4%	4%	4%	5%	5%
Developed spaces for court sports	Too little	52%	32%	31%	40%	51%	42%
	Right amount	43%	63%	66%	58%	44%	53%
	Too much	6%	5%	2%	3%	6%	5%
Playgrounds	Too little	36%	28%	24%	17%	39%	29%
	Right amount	59%	70%	75%	82%	56%	68%
	Too much	4%	2%	1%	1%	5%	2%
Recreation centers	Too little	55%	30%	25%	26%	42%	36%
	Right amount	41%	68%	75%	74%	53%	61%
	Too much	4%	2%	1%	0%	4%	2%
Youth recreation programs	Too little	37%	32%	32%	23%	58%	36%
	Right amount	55%	66%	65%	76%	38%	61%
	Too much	7%	2%	3%	1%	4%	3%
Adult recreation programs	Too little	38%	28%	30%	32%	53%	37%
	Right amount	57%	71%	67%	68%	44%	61%
	Too much	5%	2%	3%	0%	2%	2%
Fitness programs	Too little	37%	27%	27%	31%	50%	36%
	Right amount	51%	70%	71%	69%	44%	60%
	Too much	11%	2%	3%	1%	6%	4%

Adams County Quality of Life Survey Results • 2014

Table 111: Question 24 by Incorporated City

	Incorporated City					Overall
	Aurora/Commerce City	Arvada/Westminster	Brighton/Northglenn	Thornton	Unincorporated Adams County	
Adams County provides approximately \$900,000 of funding annually to the Front Range Airport. To what extent do you support or oppose the county government providing funding for the Front Range Airport? (Percent somewhat or strongly support)	33%	35%	51%	24%	36%	34%

Table 112: Question 25 by Incorporated City

Considering each of the following areas of County service delivery, please indicate whether you feel the County should apply more effort, the same amount of effort or less effort toward each.		Incorporated City					Overall
		Aurora/Commerce City	Arvada/Westminster	Brighton/Northglenn	Thornton	Unincorporated Adams County	
Community Services (includes development review, including long-range planning, fostering public/private partnerships, code enforcement, sustainability efforts to save taxpayer dollars and reduce the county's impact on the environment, funds to help rehab)	More effort	50%	55%	44%	43%	54%	48%
	Same effort	44%	43%	48%	57%	44%	48%
	Less effort	6%	2%	9%	0%	2%	3%
Parks and Open Space (includes trails, fairgrounds, lake area, developed parks and public park buildings)	More effort	56%	43%	19%	24%	45%	38%
	Same effort	43%	50%	78%	72%	51%	58%
	Less effort	1%	7%	3%	4%	5%	4%
Economic Development (includes attracting and retaining businesses and jobs)	More effort	71%	56%	48%	52%	59%	57%
	Same effort	23%	35%	48%	43%	37%	37%
	Less effort	7%	9%	4%	4%	4%	6%
Human Services (includes unemployment assistance, workforce training, child protection, adult protection, services for financially challenged families, Head Start, etc.)	More effort	52%	56%	55%	36%	48%	49%
	Same effort	43%	41%	38%	56%	42%	45%
	Less effort	5%	3%	7%	8%	10%	6%
Law Enforcement (includes Sheriff patrol, crime prevention, jail, District Attorney, prosecution, courts, etc.)	More effort	42%	29%	39%	32%	40%	36%
	Same effort	56%	70%	52%	62%	53%	59%
	Less effort	2%	1%	9%	6%	7%	5%

Adams County Quality of Life Survey Results • 2014

Considering each of the following areas of County service delivery, please indicate whether you feel the County should apply more effort, the same amount of effort or less effort toward each.		Incorporated City					Overall
		Aurora/Commerce City	Arvada/Westminster	Brighton/Northglenn	Thornton	Unincorporated Adams County	
Public Services (includes maintaining official public records, Clerk and Recorder functions such as marriage licenses, elections, Assessor's valuation of property, Coroner, Treasurer, etc.)	More effort	19%	16%	14%	16%	20%	17%
	Same effort	73%	81%	79%	72%	75%	75%
	Less effort	9%	3%	7%	12%	5%	8%
Transportation Infrastructure Maintenance (includes maintenance of roads, bridges, drainage systems; snow removal, etc.)	More effort	61%	56%	50%	41%	52%	52%
	Same effort	37%	44%	43%	59%	47%	47%
	Less effort	3%	0%	7%	0%	1%	2%
Transportation Infrastructure Construction (includes construction of new roads, widening of existing roads, sidewalk construction, etc.)	More effort	63%	44%	45%	40%	49%	49%
	Same effort	31%	53%	46%	55%	49%	47%
	Less effort	6%	2%	9%	5%	2%	5%

Table 113: Question 26 by Incorporated City

Thinking of how you currently get information about events or issues, how likely would you be to obtain information about Adams County like public hearings, community meetings, upcoming programs and events like the fair or rodeo, etc. in the following formats? (Percent likely or very likely)	Incorporated City					Overall
	Aurora/Commerce City	Arvada/Westminster	Brighton/Northglenn	Thornton	Unincorporated Adams County	
Adams County Annual Budget	31%	23%	23%	36%	25%	28%
Adams County Annual Report	35%	25%	25%	35%	29%	30%
Adams County Facebook page (www.facebook.com/AdamsCounty)	34%	12%	18%	35%	19%	25%
Adams County Twitter page (twitter.com/adams_county_co)	20%	7%	8%	22%	9%	14%
Adams County website (www.adcogov.org)	47%	53%	46%	46%	44%	47%
Emails from Adams County	21%	28%	28%	47%	34%	32%
Web blogs	8%	11%	15%	25%	14%	15%
Text messages	6%	19%	10%	33%	16%	18%
Information provided at county facilities (e.g., the county government building, the fairgrounds, etc.)	39%	40%	27%	39%	27%	35%
Local press (e.g., television news, radio news, local newspapers, online versions of any of these)	57%	62%	54%	65%	60%	59%

Adams County Quality of Life Survey Results • 2014

Thinking of how you currently get information about events or issues, how likely would you be to obtain information about Adams County like public hearings, community meetings, upcoming programs and events like the fair or rodeo, etc. in the following formats? (Percent likely or very likely)	Incorporated City					Overall
	Aurora/Commerce City	Arvada/Westminster	Brighton/Northglenn	Thornton	Unincorporated Adams County	
Mailings to your home address	68%	77%	60%	71%	70%	69%
Community newsletters with information about Adams County	62%	70%	56%	72%	67%	65%
Word of mouth (from family, friends, or neighbors, etc.)	38%	45%	35%	58%	40%	44%

Comparisons by Respondent Demographics

Sex

- Characteristics of the community (e.g., the county as a place to work, opportunities to participate in outdoor recreation, educational opportunities and ease of bus travel) tended to receive higher ratings from women compared to men.
- Men tended to rate the various services provided by Adams County (e.g., water and sanitation, drainage and storm sewer infrastructure, housing assistance and services for vulnerable adults) more positively than women.
- Women were more likely than men to feel that the potential issues of child abuse and neglect, mistreatment of at-risk adults and violent crime were problems in the county.
- Women rated the county more highly than men for retaining existing businesses and attracting new businesses and men felt better about trusting County government to do what is right and rated the County more highly than women for being honest and treating residents with fairness and respect.
- Women were more likely than men to use most of the listed forms of information about events, programs or issues in the county.

Age

- Compared to younger respondents, those aged 55 years or older were most likely to rate the county highly as a place to raise children, retire and for its educational opportunities and availability of health care. Those between the ages of 35 and 55 were less likely than younger or older residents to rate the county well as a place to operate a business, attend

cultural activities, participate in outdoor recreation and for ease of bus travel.

- The oldest residents were more likely than younger residents to consider potential areas of concern, such as graffiti, violent crime, environmental hazards, weeds in open lands, child abuse and neglect and mistreatment of at-risk adults as problems.
- The overall direction that the County is taking was rated most highly by residents younger than 35 and older than 55.
- The oldest respondents were more likely than younger respondent to rate potential areas of concern (e.g., graffiti, environmental hazards) as moderate or major problems in Adams County.

Race/Ethnicity

- Overall, non-Hispanic White respondents rated the County as a place to live more highly than Other respondents (those who were Hispanic and not White), along with other characteristics of the community, including the overall quality of new development, drinking water and the availability of affordable quality housing.
- While Hispanic, non-White respondents tended to feel more positive about the sense of community in Adams county than Non-Hispanic White residents, they rated the openness and acceptance of the community toward people of diverse backgrounds less highly than non-Hispanic White residents.
- Non-Hispanic White residents were more likely than Other residents to feel that property crimes and child abuse and neglect were problems and Other residents were more likely to cite graffiti and violent crime as problems.

- Services, including open space, parks and trails, elections and voter registration, housing assistance, motor vehicle registration and roadway maintenance tended to receive higher ratings from non-Hispanic White residents.
- Other respondents were more likely than non-Hispanic White respondents to get information about events or issues relating to the County using the County Twitter page, local press and information provided at county facilities.
- Potential issues such as run-down buildings, graffiti, property crimes, environmental hazards and invasive plants in open lands were more likely to be perceived as problems by those who had resided in the county for 20 years or more compared to newer residents.
- Compared to long term residents (11 years or more), those who resided in the community for 10 years or less tended to be more satisfied with services overall and with individual services (e.g., parks and recreation, courts, building permits and inspections, economic development, housing assistance, motor vehicle registration, roadway maintenance and snow and ice removal).
- Compared to those who had resided in the county for six years or more, newer residents gave the highest ratings for the overall direction that Adams County is taking and other measures of public trust (e.g., accessibility of elected officials, being honest and treating residents with fairness and respect).

Length of residency

- Respondents who had resided in the county for five years or less tended to rate the various characteristics of the community (e.g., sense of personal safety, overall appearance, recreational opportunities, and availability of affordable quality housing) more highly than those who had resided in the county for six years or longer.

Table 114: Question 1 by Respondent Sex, Age, Race/Ethnicity and Length of Residency in Adams County

Please rate each of the following aspects of quality of life in Adams County: (Percent excellent or good)	Sex		Age			Race/Ethnicity		How many years have you lived in Adams County?				Overall
	Male	Female	18-34	35-54	55+	Non-Hispanic White	Other	5 years or less	6 to 10 years	11 to 20 years	More than 20 years	
Adams County as a place to live	77%	75%	76%	73%	81%	79%	73%	78%	79%	67%	80%	76%
Your neighborhood as a place to live	74%	73%	70%	74%	76%	76%	70%	74%	77%	74%	71%	74%
Adams County as a place to raise children	62%	62%	55%	61%	70%	61%	63%	64%	58%	59%	64%	62%
Adams County as a place to work	44%	58%	50%	46%	59%	52%	51%	53%	47%	49%	54%	52%
Adams County as a place to start and/or operate a business	39%	52%	50%	37%	53%	43%	48%	47%	43%	41%	43%	45%
Adams County as a place to retire	56%	56%	43%	55%	66%	50%	65%	53%	66%	52%	57%	56%
The overall quality of life in Adams County	72%	66%	66%	68%	72%	70%	68%	68%	77%	67%	66%	69%

Adams County Quality of Life Survey Results • 2014

Table 115: Question 3 by Respondent Sex, Age, Race/Ethnicity and Length of Residency in Adams County

Please rate each of the following characteristics as they relate to Adams County as a whole: (Percent excellent or good)	Sex		Age			Race/Ethnicity		How many years have you lived in Adams County?				Overall
	Male	Female	18-34	35-54	55+	Non-Hispanic White	Other	5 years or less	6 to 10 years	11 to 20 years	More than 20 years	
Sense of personal safety	68%	62%	66%	63%	67%	67%	62%	73%	66%	58%	61%	65%
Sense of community	48%	48%	43%	47%	55%	43%	54%	49%	52%	42%	48%	48%
Openness and acceptance of the community toward people of diverse backgrounds	64%	63%	62%	63%	64%	67%	56%	69%	60%	56%	63%	63%
Overall appearance of Adams County	56%	55%	59%	52%	55%	56%	53%	63%	60%	47%	50%	55%
Overall quality of new development in unincorporated Adams County	47%	54%	53%	46%	52%	56%	42%	57%	62%	44%	40%	50%
Variety of housing options	58%	52%	59%	51%	56%	58%	51%	64%	51%	43%	52%	55%
Overall quality of business and service establishments in Adams County	53%	57%	56%	53%	58%	58%	51%	63%	54%	53%	49%	55%
Shopping opportunities	58%	58%	61%	54%	62%	60%	56%	65%	49%	57%	54%	58%
Opportunities to attend cultural activities	39%	47%	46%	35%	50%	46%	40%	51%	48%	30%	40%	43%
Recreational opportunities	54%	61%	54%	58%	62%	55%	61%	65%	60%	50%	51%	58%
Opportunities to participate in outdoor recreation or enjoy nature	53%	64%	63%	52%	63%	58%	60%	63%	68%	53%	50%	59%
Employment opportunities	30%	39%	27%	37%	40%	33%	35%	36%	42%	27%	31%	35%
Educational opportunities	37%	46%	37%	39%	51%	38%	46%	37%	50%	26%	45%	41%
Opportunities to participate in community matters	55%	54%	48%	57%	57%	57%	50%	60%	53%	53%	51%	54%
Ease of car travel in Adams County	60%	64%	63%	60%	63%	64%	58%	65%	67%	63%	53%	61%
Ease of bus travel in Adams County	41%	55%	62%	37%	48%	46%	49%	53%	53%	39%	40%	47%
Availability of paths and walking trails	68%	65%	69%	65%	65%	72%	58%	69%	75%	60%	62%	66%
Traffic flow on major streets	41%	37%	43%	35%	38%	40%	37%	46%	40%	33%	32%	39%
Availability of affordable quality housing	49%	40%	46%	46%	40%	49%	38%	54%	46%	37%	38%	44%
Availability of affordable quality child care	39%	31%	27%	38%	41%	34%	35%	29%	42%	34%	33%	35%
Availability of affordable quality health care	51%	43%	38%	45%	56%	47%	46%	49%	47%	46%	44%	46%
Availability of recycling services	59%	55%	57%	61%	52%	61%	52%	49%	61%	58%	59%	56%
Drinking water quality	54%	51%	46%	56%	56%	58%	45%	52%	53%	57%	51%	53%
Overall image or reputation of Adams County	52%	46%	46%	50%	53%	53%	44%	51%	53%	43%	49%	49%

Table 116: Question 4 by Respondent Sex, Age, Race/Ethnicity and Length of Residency in Adams County

	Sex	Age	Race/Ethnicity	How many years have you lived in Adams County?	Overall
--	-----	-----	----------------	--	---------

Adams County Quality of Life Survey Results • 2014

	Male	Female	18-34	35-54	55+	Non-Hispanic White	Other	5 years or less	6 to 10 years	11 to 20 years	More than 20 years	
How prepared are you and your household for a disaster or emergency (e.g., flood, tornado, blizzard, etc.)? (Percent very or somewhat prepared)	64%	42%	56%	48%	55%	57%	46%	58%	47%	44%	59%	53%

Table 117: Question 5 by Respondent Sex, Age, Race/Ethnicity and Length of Residency in Adams County

To what degree, if at all, are each of the following a problem in Adams County? (Percent moderate or major problem)	Sex		Age			Race/Ethnicity		How many years have you lived in Adams County?				Overall
	Male	Female	18-34	35-54	55+	Non-Hispanic White	Other	5 years or less	6 to 10 years	11 to 20 years	More than 20 years	
Run down buildings, weed lots or junk vehicles	49%	49%	44%	49%	53%	49%	49%	38%	45%	58%	60%	49%
Graffiti	40%	38%	25%	42%	52%	35%	45%	19%	40%	44%	57%	39%
Violent crime (e.g., sexual assault, robbery)	48%	46%	37%	50%	54%	39%	60%	39%	49%	55%	49%	47%
Property crimes (e.g., burglary, theft)	55%	51%	47%	53%	58%	58%	45%	43%	47%	62%	62%	53%
Environmental hazards, including toxic waste	26%	33%	23%	27%	42%	29%	30%	16%	28%	31%	41%	30%
Weeds and other noxious or invasive plants in open lands	51%	53%	48%	48%	64%	53%	52%	45%	49%	56%	59%	52%
Child abuse and neglect	39%	54%	40%	41%	62%	53%	35%	41%	54%	50%	47%	46%
Neglect, exploitation or mistreatment of at-risk adults	32%	52%	31%	39%	58%	46%	34%	34%	40%	53%	42%	41%

Table 118: Question 6 by Respondent Sex, Age, Race/Ethnicity and Length of Residency in Adams County

Please indicate how likely or unlikely you are to do each of the following: (Percent very or somewhat likely)	Sex		Age			Race/Ethnicity		How many years have you lived in Adams County?				Overall
	Male	Female	18-34	35-54	55+	Non-Hispanic White	Other	5 years or less	6 to 10 years	11 to 20 years	More than 20 years	
Recommend living in Adams County to someone who asks	80%	81%	78%	79%	85%	83%	78%	88%	84%	77%	75%	80%
Remain in Adams County for the next five years	73%	84%	67%	81%	90%	79%	77%	74%	82%	80%	82%	79%

Adams County Quality of Life Survey Results • 2014

Table 119: Question 7 by Respondent Sex, Age, Race/Ethnicity and Length of Residency in Adams County

In the last 12 months, about how many times, if at all, have you or other household members done each of the following in Adams County? (Percent more than once a month)	Sex		Age			Race/Ethnicity		How many years have you lived in Adams County?				Overall
	Male	Female	18-34	35-54	55+	Non-Hispanic White	Other	5 years or less	6 to 10 years	11 to 20 years	More than 20 years	
Visited a neighborhood park or Adams County park	57%	49%	64%	58%	31%	52%	55%	52%	51%	60%	47%	52%
Used Adams County public libraries or their services	27%	29%	22%	34%	26%	25%	31%	21%	30%	27%	32%	28%
Participated in religious or spiritual activities in Adams County	22%	27%	21%	20%	35%	20%	30%	23%	17%	23%	30%	24%
Attended a County-sponsored event	6%	7%	6%	6%	7%	6%	6%	6%	5%	8%	4%	6%
Used bus, rail or other public transportation instead of driving	12%	14%	14%	16%	10%	11%	17%	12%	22%	15%	9%	13%
Carpooled with other adults or children instead of driving alone	23%	29%	32%	30%	14%	27%	26%	27%	28%	34%	17%	26%
Walked or biked instead of driving	18%	28%	26%	26%	16%	24%	22%	23%	28%	28%	16%	23%
Volunteered your time to some group/activity in Adams County	16%	13%	7%	20%	15%	18%	10%	12%	10%	24%	16%	14%
Participated in a club	9%	9%	3%	13%	11%	8%	11%	8%	10%	10%	11%	9%
Talked to or visited with your immediate neighbors	77%	70%	65%	78%	78%	78%	68%	68%	72%	73%	80%	74%
Done a favor for a neighbor	47%	44%	38%	46%	54%	47%	42%	38%	45%	51%	51%	46%

Table 120: Question 8 by Respondent Sex, Age, Race/Ethnicity and Length of Residency in Adams County

	Sex		Age			Race/Ethnicity		How many years have you lived in Adams County?				Overall
	Male	Female	18-34	35-54	55+	Non-Hispanic White	Other	5 years or less	6 to 10 years	11 to 20 years	More than 20 years	
RTD's upcoming FasTracks Commuter Rail project includes several stations located throughout Adams County. In a typical month, how often, if at all, do you think you will use these new transit facilities? (Percent at least once a month)	54%	56%	62%	59%	40%	50%	64%	56%	60%	61%	47%	55%

Adams County Quality of Life Survey Results • 2014

Table 121: Question 9 by Respondent Sex, Age, Race/Ethnicity and Length of Residency in Adams County

	Sex		Age			Race/Ethnicity		How many years have you lived in Adams County?				Overall
	Male	Female	18-34	35-54	55+	Non-Hispanic White	Other	5 years or less	6 to 10 years	11 to 20 years	More than 20 years	
How well is Adams County retaining existing businesses and attracting new businesses? (Percent excellent or good)	31%	44%	45%	28%	38%	35%	40%	45%	46%	33%	22%	37%

Table 122: Question 10 by Respondent Sex, Age, Race/Ethnicity and Length of Residency in Adams County

	Sex		Age			Race/Ethnicity		How many years have you lived in Adams County?				Overall
	Male	Female	18-34	35-54	55+	Non-Hispanic White	Other	5 years or less	6 to 10 years	11 to 20 years	More than 20 years	
To what extent would you support or oppose the County using existing tax dollars to attract businesses for job creation? (Percent somewhat or strongly support)	78%	75%	84%	72%	74%	78%	74%	79%	78%	75%	75%	76%

Table 123: Question 11 by Respondent Sex, Age, Race/Ethnicity and Length of Residency in Adams County

Please rate the quality of each of the following services provided by other agencies (e.g., special districts and metro districts), not by Adams County. (Percent excellent or good)	Sex		Age			Race/Ethnicity		How many years have you lived in Adams County?				Overall
	Male	Female	18-34	35-54	55+	Non-Hispanic White	Other	5 years or less	6 to 10 years	11 to 20 years	More than 20 years	
Public school districts	53%	56%	53%	47%	68%	56%	53%	56%	57%	49%	56%	55%
Fire response times	86%	82%	77%	87%	88%	84%	86%	87%	88%	89%	82%	85%
Fire services overall	87%	82%	77%	90%	88%	86%	84%	86%	90%	93%	82%	85%
Ambulance response times	78%	87%	79%	79%	89%	82%	82%	88%	82%	85%	77%	83%
Ambulance services overall	82%	84%	81%	80%	89%	86%	80%	90%	82%	85%	78%	83%
Water and sanitation services	75%	66%	74%	65%	74%	74%	66%	78%	67%	66%	70%	70%
Street and drainage maintenance services	60%	53%	55%	54%	62%	58%	53%	65%	48%	57%	54%	56%
Library services	85%	86%	86%	87%	82%	89%	82%	90%	86%	88%	83%	86%
Park and recreation services	79%	78%	79%	78%	79%	79%	78%	77%	86%	69%	79%	79%
RTD bus or light rail	62%	64%	67%	64%	55%	57%	72%	63%	74%	52%	61%	63%
Courts	62%	59%	64%	57%	63%	61%	59%	74%	73%	48%	49%	61%

Adams County Quality of Life Survey Results • 2014

Table 124: Question 12 by Respondent Sex, Age, Race/Ethnicity and Length of Residency in Adams County

Please rate the quality of each of the following services provided by Adams County: (Percent excellent or good)	Sex		Age			Race/Ethnicity		How many years have you lived in Adams County?				Overall
	Male	Female	18-34	35-54	55+	Non-Hispanic White	Other	5 years or less	6 to 10 years	11 to 20 years	More than 20 years	
Adams County open space, parks and trails system	75%	79%	78%	74%	80%	81%	71%	79%	75%	69%	80%	77%
Animal Shelter / Adoption Center	62%	61%	53%	61%	68%	66%	55%	66%	56%	60%	62%	62%
Building permits and inspections	47%	40%	44%	44%	43%	45%	43%	59%	42%	35%	35%	43%
Collection of property taxes	54%	57%	53%	53%	63%	61%	49%	54%	60%	54%	52%	55%
Community development	47%	50%	55%	43%	48%	53%	43%	64%	55%	34%	36%	48%
County Fair/fairgrounds	59%	65%	65%	58%	64%	63%	60%	70%	69%	48%	58%	62%
County jail	52%	42%	47%	46%	47%	49%	45%	59%	63%	42%	36%	47%
District Attorney services	47%	39%	59%	30%	50%	51%	38%	60%	46%	41%	32%	44%
Development standards and regulations	45%	40%	40%	46%	42%	38%	49%	51%	61%	33%	38%	43%
Drainage and storm sewer infrastructure in unincorporated Adams County	55%	42%	51%	45%	51%	55%	39%	55%	45%	41%	48%	48%
Economic development	39%	34%	42%	31%	39%	34%	42%	45%	46%	26%	29%	36%
Elections and voter registrations	69%	64%	55%	69%	75%	72%	59%	71%	69%	61%	65%	67%
Emergency management	59%	63%	58%	61%	63%	60%	62%	65%	64%	60%	53%	60%
Employment assistance programs through the Workforce & Business Center	47%	41%	39%	48%	41%	46%	43%	44%	55%	37%	44%	44%
Enforcement of county codes, ordinances and regulations	37%	40%	41%	32%	44%	39%	38%	42%	58%	31%	33%	38%
Front Range Airport	58%	61%	63%	57%	57%	60%	58%	60%	66%	51%	58%	59%
Housing assistance services	57%	35%	64%	40%	35%	55%	39%	68%	58%	32%	38%	45%
Long range planning	48%	36%	47%	41%	43%	41%	48%	47%	53%	38%	41%	43%
Motor vehicle registration	63%	59%	60%	59%	64%	64%	56%	67%	64%	61%	53%	60%
Online (internet) property lookup	56%	63%	55%	62%	64%	63%	55%	61%	59%	54%	59%	59%
Public records and documents searches	56%	52%	55%	51%	56%	57%	50%	59%	61%	48%	49%	53%
Roadway maintenance of paved and graveled roads in unincorporated Adams County	40%	34%	42%	31%	40%	42%	31%	45%	43%	30%	31%	37%
Services provided to financially challenged families	59%	42%	50%	50%	51%	51%	49%	60%	72%	34%	43%	50%
Services provided to protect children suspected of being abused or neglected	51%	30%	46%	38%	38%	36%	45%	45%	40%	29%	42%	39%

Adams County Quality of Life Survey Results • 2014

Please rate the quality of each of the following services provided by Adams County: (Percent excellent or good)	Sex		Age			Race/Ethnicity		How many years have you lived in Adams County?				Overall
	Male	Female	18-34	35-54	55+	Non-Hispanic White	Other	5 years or less	6 to 10 years	11 to 20 years	More than 20 years	
Services provided to vulnerable adults suspected of being abused or neglected	48%	32%	50%	35%	41%	35%	48%	42%	47%	31%	40%	40%
Sheriff response times	59%	55%	57%	50%	67%	54%	62%	59%	70%	54%	49%	56%
Sheriff services overall	53%	50%	47%	46%	62%	52%	50%	49%	64%	48%	47%	51%
Snow and ice removal in unincorporated Adams County	48%	43%	47%	45%	43%	50%	39%	54%	46%	39%	41%	45%
Stormwater utility	49%	46%	46%	51%	45%	50%	44%	51%	51%	43%	46%	47%
Traffic control (street lights, signs, etc.) in unincorporated Adams County	60%	53%	62%	53%	52%	60%	51%	65%	60%	53%	42%	55%

Table 125: Question 13 by Respondent Sex, Age, Race/Ethnicity and Length of Residency in Adams County

Looking at the services in Question 12, which FIVE (5) services do you think are MOST important for maintaining and improving the quality of life in Adams County? (Please write in the appropriate letter(s) for the services below.)	Sex		Age			Race/Ethnicity		How many years have you lived in Adams County?				Overall
	Male	Female	18-34	35-54	55+	Non-Hispanic White	Other	5 years or less	6 to 10 years	11 to 20 years	More than 20 years	
Open space, parks and trails system	41%	38%	45%	44%	27%	46%	30%	43%	41%	29%	38%	39%
Animal Shelter/Adoption Center	6%	10%	6%	9%	9%	11%	5%	4%	10%	12%	8%	8%
Building permits and inspections	2%	5%	3%	3%	5%	3%	4%	2%	7%	0%	5%	3%
Collection of property taxes	12%	4%	10%	6%	9%	9%	8%	6%	17%	2%	10%	8%
Community development	21%	22%	26%	23%	14%	23%	19%	18%	30%	31%	9%	21%
County Fair/fairgrounds	4%	3%	1%	4%	4%	4%	3%	0%	8%	2%	4%	3%
County jail	4%	10%	3%	8%	12%	7%	8%	3%	2%	11%	11%	7%
District Attorney services	7%	3%	2%	8%	3%	3%	7%	5%	6%	7%	2%	5%
Development standards and regulations	17%	17%	15%	17%	20%	16%	19%	14%	23%	17%	18%	17%
Drainage and storm sewer infrastructure	17%	17%	22%	14%	16%	17%	18%	19%	16%	21%	12%	17%
Economic development	43%	28%	44%	36%	26%	37%	34%	46%	36%	32%	30%	36%
Elections and voter registrations	3%	3%	0%	3%	5%	2%	3%	2%	4%	2%	3%	3%
Emergency management	20%	32%	21%	27%	29%	23%	30%	15%	27%	29%	30%	25%
Workforce & Business Center	22%	18%	21%	18%	23%	18%	23%	20%	17%	22%	21%	20%
Code enforcement	25%	20%	18%	23%	27%	27%	16%	25%	15%	21%	27%	22%
Front Range Airport	1%	0%	0%	1%	1%	1%	1%	0%	0%	3%	1%	1%
Housing assistance services	8%	22%	20%	12%	13%	13%	19%	18%	13%	15%	14%	15%

Adams County Quality of Life Survey Results • 2014

Looking at the services in Question 12, which FIVE (5) services do you think are MOST important for maintaining and improving the quality of life in Adams County? (Please write in the appropriate letter(s) for the services below.)	Sex		Age			Race/Ethnicity		How many years have you lived in Adams County?				Overall
	Male	Female	18-34	35-54	55+	Non-Hispanic White	Other	5 years or less	6 to 10 years	11 to 20 years	More than 20 years	
Long range planning	24%	13%	18%	22%	16%	26%	8%	18%	17%	29%	15%	19%
Motor vehicle registration	11%	11%	2%	19%	11%	12%	10%	11%	10%	12%	13%	12%
Online property lookup	4%	2%	4%	2%	3%	2%	4%	7%	1%	0%	2%	3%
Public records and documents searches	1%	2%	1%	1%	3%	1%	1%	0%	1%	2%	3%	1%
Roadway maintenance	39%	34%	32%	40%	37%	38%	35%	40%	28%	41%	38%	36%
Financial services	18%	26%	19%	22%	25%	18%	28%	19%	28%	23%	21%	22%
Child protective services	16%	32%	27%	16%	31%	22%	26%	25%	24%	22%	25%	24%
Adult protective services	7%	19%	14%	8%	20%	11%	14%	13%	14%	13%	12%	13%
Sheriff response times	15%	23%	19%	23%	15%	14%	28%	18%	22%	12%	20%	19%
Sheriff services overall	25%	21%	29%	25%	13%	24%	21%	27%	15%	28%	24%	23%
Snow and ice removal	31%	24%	29%	25%	28%	24%	33%	25%	28%	23%	33%	27%
Stormwater utility	3%	6%	7%	3%	5%	2%	9%	3%	5%	5%	6%	5%
Traffic control	32%	20%	30%	26%	20%	26%	25%	30%	18%	19%	30%	25%

Total may exceed 100% as respondents could select up to five services.
Statistical significance not tested.

Table 126: Question 14 by Respondent Sex, Age, Race/Ethnicity and Length of Residency in Adams County

Looking at the services in Question 12, which FIVE (5) services do you think are LEAST important for maintaining and improving the quality of life in Adams County? (Please write in the appropriate letter(s) for the services below.)	Sex		Age			Race/Ethnicity		How many years have you lived in Adams County?				Overall
	Male	Female	18-34	35-54	55+	Non-Hispanic White	Other	5 years or less	6 to 10 years	11 to 20 years	More than 20 years	
Open space, parks and trails system	3%	12%	8%	4%	11%	5%	10%	1%	13%	6%	9%	7%
Animal Shelter/Adoption Center	28%	17%	24%	22%	23%	27%	18%	26%	16%	26%	19%	22%
Building permits and inspections	10%	16%	10%	16%	13%	10%	17%	11%	12%	24%	9%	13%
Collection of property taxes	13%	23%	20%	19%	14%	16%	21%	20%	10%	16%	22%	18%
Community development	11%	7%	6%	8%	14%	9%	9%	3%	10%	9%	15%	9%
County Fair/fairgrounds	30%	37%	40%	29%	32%	30%	37%	38%	22%	27%	36%	33%
County jail	17%	12%	16%	14%	13%	14%	15%	18%	20%	12%	9%	14%
District Attorney services	15%	19%	18%	15%	20%	18%	17%	22%	21%	10%	13%	17%
Development standards and regulations	15%	18%	18%	18%	14%	12%	23%	12%	14%	18%	20%	17%
Drainage and storm sewer infrastructure	3%	7%	8%	2%	5%	2%	8%	8%	7%	3%	3%	5%

Adams County Quality of Life Survey Results • 2014

Looking at the services in Question 12, which FIVE (5) services do you think are LEAST important for maintaining and improving the quality of life in Adams County? (Please write in the appropriate letter(s) for the services below.)	Sex		Age			Race/Ethnicity		How many years have you lived in Adams County?				Overall
	Male	Female	18-34	35-54	55+	Non-Hispanic White	Other	5 years or less	6 to 10 years	11 to 20 years	More than 20 years	
Economic development	5%	9%	4%	6%	13%	8%	6%	6%	3%	11%	8%	7%
Elections and voter registrations	21%	17%	24%	17%	17%	17%	22%	31%	6%	15%	19%	19%
Emergency management	3%	1%	0%	1%	4%	2%	2%	2%	1%	2%	2%	2%
Workforce & Business Center	11%	7%	2%	12%	12%	9%	8%	8%	11%	12%	6%	9%
Code enforcement	12%	6%	10%	7%	9%	10%	7%	11%	6%	10%	8%	9%
Front Range Airport	63%	59%	60%	68%	51%	65%	55%	61%	62%	67%	61%	61%
Housing assistance services	19%	6%	13%	15%	7%	14%	9%	14%	8%	6%	18%	12%
Long range planning	9%	12%	6%	15%	9%	6%	18%	9%	18%	10%	11%	11%
Motor vehicle registration	15%	13%	14%	19%	7%	12%	17%	7%	14%	22%	11%	14%
Online property lookup	47%	55%	53%	51%	49%	54%	48%	49%	56%	48%	50%	51%
Public records and documents searches	37%	43%	46%	44%	25%	42%	38%	42%	47%	45%	27%	39%
Roadway maintenance	3%	6%	0%	7%	6%	6%	3%	2%	3%	5%	7%	4%
Financial services	17%	12%	20%	13%	10%	15%	14%	16%	10%	9%	21%	15%
Child protective services	4%	4%	3%	3%	6%	3%	5%	5%	1%	2%	6%	4%
Adult protective services	5%	1%	0%	6%	4%	4%	3%	2%	2%	6%	4%	3%
Sheriff response times	2%	2%	0%	3%	4%	3%	1%	2%	3%	1%	4%	2%
Sheriff services overall	2%	3%	2%	2%	4%	1%	4%	0%	9%	0%	2%	2%
Snow and ice removal	11%	5%	11%	9%	5%	10%	7%	6%	14%	16%	2%	8%
Stormwater utility	18%	9%	11%	14%	15%	12%	16%	11%	13%	7%	22%	13%
Traffic control	10%	7%	9%	7%	10%	9%	8%	9%	7%	11%	7%	8%

Total may exceed 100% as respondents could select up to five services.
 Statistical significance not tested.

Table 127: Question 15 by Respondent Sex, Age, Race/Ethnicity and Length of Residency in Adams County

	Sex		Age			Race/Ethnicity		How many years have you lived in Adams County?				Overall
	Male	Female	18-34	35-54	55+	Non-Hispanic White	Other	5 years or less	6 to 10 years	11 to 20 years	More than 20 years	
Overall, how would you rate the quality of the services provided by Adams County? (Percent excellent or good)	62%	57%	60%	56%	63%	62%	56%	65%	67%	50%	55%	59%

Adams County Quality of Life Survey Results • 2014

Table 128: Question 16 by Respondent Sex, Age, Race/Ethnicity and Length of Residency in Adams County

	Sex		Age			Race/Ethnicity		How many years have you lived in Adams County?				Overall
	Male	Female	18-34	35-54	55+	Non-Hispanic White	Other	5 years or less	6 to 10 years	11 to 20 years	More than 20 years	
How would you rate the value of services you receive from Adams County for the taxes paid? (Percent excellent or good)	43%	51%	47%	42%	52%	47%	48%	46%	53%	37%	48%	46%

Table 129: Question 17 by Respondent Sex, Age, Race/Ethnicity and Length of Residency in Adams County

	Sex		Age			Race/Ethnicity		How many years have you lived in Adams County?				Overall
	Male	Female	18-34	35-54	55+	Non-Hispanic White	Other	5 years or less	6 to 10 years	11 to 20 years	More than 20 years	
How informed would you say you are about the job Adams County government is doing? (Percent informed or very informed)	24%	12%	20%	16%	18%	19%	16%	21%	11%	17%	22%	18%

Table 130: Question 18 by Respondent Sex, Age, Race/Ethnicity and Length of Residency in Adams County

	Sex		Age			Race/Ethnicity		How many years have you lived in Adams County?				Overall
	Male	Female	18-34	35-54	55+	Non-Hispanic White	Other	5 years or less	6 to 10 years	11 to 20 years	More than 20 years	
How much of the time do you think you can trust Adams County government to do what is right? (Percent always or most of the time)	55%	46%	52%	52%	49%	53%	48%	63%	57%	42%	40%	50%

Table 131: Question 19 by Respondent Sex, Age, Race/Ethnicity and Length of Residency in Adams County

	Sex		Age			Race/Ethnicity		How many years have you lived in Adams County?				Overall
	Male	Female	18-34	35-54	55+	Non-Hispanic White	Other	5 years or less	6 to 10 years	11 to 20 years	More than 20 years	
Overall, how would you rate the overall direction that Adams County is taking? (Percent excellent or good)	56%	50%	59%	47%	55%	54%	52%	64%	53%	44%	48%	53%

Adams County Quality of Life Survey Results • 2014

Table 132: Question 20 by Respondent Sex, Age, Race/Ethnicity and Length of Residency in Adams County

Please rate how well Adams County is currently doing in each of the following areas: (Percent excellent or good)	Sex		Age			Race/Ethnicity		How many years have you lived in Adams County?				Overall
	Male	Female	18-34	35-54	55+	Non-Hispanic White	Other	5 years or less	6 to 10 years	11 to 20 years	More than 20 years	
Welcoming resident involvement	45%	47%	56%	38%	45%	46%	48%	49%	51%	40%	41%	46%
Being responsive to residents	34%	39%	41%	30%	41%	35%	40%	40%	46%	23%	34%	36%
Generally acting in the best interest of the community	48%	46%	52%	42%	48%	50%	43%	52%	46%	36%	48%	46%
Informing residents about issues facing the community	35%	36%	37%	33%	38%	36%	36%	41%	38%	28%	32%	35%
Accessibility of elected officials	34%	34%	29%	38%	34%	36%	32%	25%	48%	32%	33%	34%
Being open and transparent to the public	32%	28%	28%	31%	30%	32%	27%	26%	42%	25%	28%	29%
Giving residents a chance to express their views before making decisions	32%	35%	35%	33%	30%	32%	36%	29%	44%	26%	32%	33%
Being honest	42%	32%	49%	32%	30%	39%	35%	47%	55%	23%	28%	36%
Treating residents with fairness and respect	47%	37%	48%	39%	38%	41%	45%	46%	53%	30%	39%	42%

Table 133: Question 21 by Respondent Sex, Age, Race/Ethnicity and Length of Residency in Adams County

	Sex		Age			Race/Ethnicity		How many years have you lived in Adams County?				Overall
	Male	Female	18-34	35-54	55+	Non-Hispanic White	Other	5 years or less	6 to 10 years	11 to 20 years	More than 20 years	
Have you had any in-person, phone or email contact with an Adams County employee, regardless of department or office, within the last 12 months (including sheriff, receptionists, planners, engineers or any others) (Percent yes)?	49%	37%	46%	45%	36%	44%	42%	41%	43%	44%	46%	43%

Adams County Quality of Life Survey Results • 2014

Table 134: Question 22 by Respondent Sex, Age, Race/Ethnicity and Length of Residency in Adams County

What was your impression of the Adams County employee in your most recent contact? Rate each characteristic below. (Percent excellent or good)	Sex		Age			Race/Ethnicity		How many years have you lived in Adams County?				Overall
	Male	Female	18-34	35-54	55+	Non-Hispanic White	Other	5 years or less	6 to 10 years	11 to 20 years	More than 20 years	
Knowledge	70%	73%	70%	68%	76%	71%	72%	75%	75%	76%	60%	71%
Responsiveness	60%	69%	55%	66%	74%	59%	73%	71%	66%	64%	55%	64%
Respectfulness	71%	80%	70%	77%	76%	72%	79%	81%	80%	69%	67%	74%
Courtesy	73%	80%	74%	76%	78%	75%	77%	80%	78%	67%	73%	75%
Overall impression	70%	72%	73%	67%	74%	71%	72%	78%	71%	72%	62%	70%

Table 135: Question 23 by Respondent Sex, Age, Race/Ethnicity and Length of Residency in Adams County

Parks serve various purposes within a community, some of which are listed below. For each, please rate whether you think there is too much, too little or about the right amount of parks or recreation facilities to serve your needs in each of these areas.	Sex		Age			Race/Ethnicity		How many years have you lived in Adams County?				Overall	
	Male	Female	18-34	35-54	55+	Non-Hispanic White	Other	5 years or less	6 to 10 years	11 to 20 years	More than 20 years		
Neighborhood parks	Too little	27%	30%	31%	30%	24%	24%	37%	24%	29%	31%	30%	29%
	Right amount	72%	67%	66%	69%	74%	75%	60%	75%	66%	67%	67%	69%
	Too much	1%	2%	3%	1%	2%	1%	2%	1%	5%	1%	3%	2%
Community parks	Too little	29%	27%	34%	26%	23%	26%	32%	31%	25%	32%	26%	28%
	Right amount	69%	71%	62%	73%	75%	73%	64%	69%	68%	67%	71%	70%
	Too much	3%	2%	4%	2%	2%	1%	4%	0%	7%	1%	3%	2%
Developed spaces for field sports	Too little	28%	33%	34%	31%	26%	29%	33%	31%	28%	34%	26%	30%
	Right amount	66%	64%	57%	67%	70%	67%	60%	66%	64%	63%	66%	64%
	Too much	7%	4%	9%	2%	4%	4%	7%	3%	8%	3%	8%	5%
Developed spaces for court sports	Too little	41%	44%	52%	41%	32%	39%	51%	49%	36%	47%	35%	42%
	Right amount	54%	52%	44%	54%	64%	57%	44%	51%	55%	45%	61%	53%
	Too much	5%	4%	4%	5%	4%	4%	6%	1%	10%	8%	4%	5%
Playgrounds	Too little	26%	32%	34%	28%	25%	21%	43%	27%	38%	30%	27%	29%
	Right amount	71%	66%	62%	71%	73%	78%	53%	73%	54%	68%	71%	68%
	Too much	3%	2%	4%	2%	2%	2%	4%	0%	8%	2%	2%	2%
Recreation centers	Too little	35%	38%	39%	37%	33%	33%	43%	38%	30%	40%	39%	36%
	Right amount	63%	60%	57%	61%	66%	65%	54%	62%	62%	60%	58%	61%
	Too much	2%	2%	4%	2%	1%	1%	4%	0%	8%	0%	3%	2%

Adams County Quality of Life Survey Results • 2014

Parks serve various purposes within a community, some of which are listed below. For each, please rate whether you think there is too much, too little or about the right amount of parks or recreation facilities to serve your needs in each of these areas.	Sex		Age			Race/Ethnicity		How many years have you lived in Adams County?				Overall	
	Male	Female	18-34	35-54	55+	Non-Hispanic White	Other	5 years or less	6 to 10 years	11 to 20 years	More than 20 years		
Youth recreation programs	Too little	33%	39%	39%	35%	34%	32%	43%	40%	31%	45%	32%	36%
	Right amount	64%	58%	55%	64%	63%	67%	53%	60%	60%	55%	63%	61%
	Too much	3%	3%	5%	2%	3%	2%	4%	0%	9%	0%	5%	3%
Adult recreation programs	Too little	33%	41%	40%	39%	31%	29%	50%	40%	30%	45%	32%	37%
	Right amount	66%	56%	56%	59%	68%	69%	48%	60%	65%	54%	65%	61%
	Too much	1%	3%	3%	2%	1%	2%	3%	0%	6%	1%	3%	2%
Fitness programs	Too little	30%	40%	43%	34%	29%	27%	51%	42%	30%	38%	33%	36%
	Right amount	65%	55%	51%	62%	67%	71%	42%	54%	64%	57%	63%	60%
	Too much	4%	5%	6%	4%	4%	3%	7%	4%	6%	5%	5%	4%

Table 136: Question 24 by Respondent Sex, Age, Race/Ethnicity and Length of Residency in Adams County

	Sex		Age			Race/Ethnicity		How many years have you lived in Adams County?				Overall
	Male	Female	18-34	35-54	55+	Non-Hispanic White	Other	5 years or less	6 to 10 years	11 to 20 years	More than 20 years	
Adams County provides approximately \$900,000 of funding annually to the Front Range Airport. To what extent do you support or oppose the county government providing funding for the Front Range Airport? (Percent somewhat or strongly support)	35%	34%	26%	29%	55%	40%	26%	26%	48%	33%	37%	34%

Adams County Quality of Life Survey Results • 2014

Table 137: Question 25 by Respondent Sex, Age, Race/Ethnicity and Length of Residency in Adams County

Considering each of the following areas of County service delivery, please indicate whether you feel the County should apply more effort, the same amount of effort or less effort toward each.		Sex		Age			Race/Ethnicity		How many years have you lived in Adams County?				Overall
		Male	Female	18-34	35-54	55+	Non-Hispanic White	Other	5 years or less	6 to 10 years	11 to 20 years	More than 20 years	
Community Services (includes development review, including long-range planning, fostering public/private partnerships, code enforcement, sustainability efforts to save taxpayer dollars and reduce the county's impact on the environment, funds to help rehab	More effort	49%	47%	58%	46%	40%	46%	53%	54%	40%	48%	45%	48%
	Same effort	45%	51%	39%	49%	58%	53%	41%	41%	53%	51%	52%	48%
	Less effort	6%	2%	3%	5%	2%	2%	6%	5%	7%	0%	2%	3%
Parks and Open Space (includes trails, fairgrounds, lake area, developed parks and public park buildings)	More effort	42%	34%	50%	37%	25%	35%	44%	43%	39%	44%	29%	38%
	Same effort	55%	62%	48%	59%	70%	63%	51%	55%	58%	49%	66%	58%
	Less effort	3%	4%	1%	4%	6%	2%	4%	2%	3%	6%	5%	4%
Economic Development (includes attracting and retaining businesses and jobs)	More effort	59%	56%	62%	60%	48%	53%	64%	55%	58%	51%	62%	57%
	Same effort	32%	41%	32%	35%	45%	44%	25%	36%	41%	42%	33%	37%
	Less effort	9%	3%	6%	5%	7%	3%	11%	10%	1%	7%	5%	6%
Human Services (includes unemployment assistance, workforce training, child protection, adult protection, services for financially challenged families, Head Start, etc.)	More effort	43%	54%	53%	46%	46%	44%	55%	56%	49%	53%	39%	49%
	Same effort	51%	40%	43%	44%	49%	50%	39%	37%	46%	39%	54%	45%
	Less effort	6%	6%	4%	9%	4%	5%	6%	6%	4%	9%	7%	6%
Law Enforcement (includes Sheriff patrol, crime prevention, jail, District Attorney, prosecution, courts, etc.)	More effort	36%	35%	41%	32%	37%	35%	37%	29%	37%	37%	40%	36%
	Same effort	56%	62%	55%	61%	60%	61%	57%	68%	56%	57%	54%	59%
	Less effort	8%	2%	4%	7%	3%	4%	6%	2%	7%	6%	6%	5%
Public Services (includes maintaining official public records, Clerk and Recorder functions such as marriage licenses, elections, Assessor's valuation of property, Coroner, Treasurer, etc.)	More effort	18%	16%	19%	17%	15%	11%	28%	16%	18%	19%	17%	17%
	Same effort	71%	80%	74%	72%	81%	84%	61%	79%	73%	70%	75%	75%
	Less effort	11%	4%	7%	11%	4%	5%	11%	5%	9%	10%	8%	8%
Transportation Infrastructure Maintenance (includes maintenance of roads, bridges, drainage systems; snow removal, etc.)	More effort	51%	53%	49%	57%	49%	48%	58%	44%	61%	50%	55%	52%
	Same effort	46%	47%	51%	40%	50%	50%	40%	55%	34%	49%	45%	47%
	Less effort	3%	1%	0%	3%	1%	1%	2%	2%	5%	0%	1%	2%
Transportation Infrastructure Construction (includes construction of new roads, widening of existing roads, sidewalk construction, etc.)	More effort	47%	51%	46%	52%	49%	43%	58%	38%	51%	53%	54%	49%
	Same effort	46%	47%	52%	41%	47%	54%	34%	56%	42%	44%	42%	47%
	Less effort	7%	2%	3%	7%	4%	3%	7%	6%	7%	3%	4%	5%

Table 138: Question 26 by Respondent Sex, Age, Race/Ethnicity and Length of Residency in Adams County

Thinking of how you currently get information about events or issues, how likely would you be to obtain information about Adams County like public hearings, community meetings, upcoming programs and events like the fair or rodeo, etc. in the following formats? (Percent likely or very likely)	Sex		Age			Race/Ethnicity		How many years have you lived in Adams County?				Overall
	Male	Female	18-34	35-54	55+	Non-Hispanic White	Other	5 years or less	6 to 10 years	11 to 20 years	More than 20 years	
Adams County Annual Budget	31%	26%	31%	27%	29%	24%	36%	22%	28%	32%	33%	28%
Adams County Annual Report	32%	29%	31%	30%	31%	29%	35%	25%	29%	40%	31%	30%
Adams County Facebook page (www.facebook.com/AdamsCounty)	17%	33%	31%	25%	16%	22%	31%	26%	31%	32%	12%	25%
Adams County Twitter page (twitter.com/adams_county_co)	13%	15%	19%	12%	10%	10%	22%	16%	14%	15%	10%	14%
Adams County website (www.adcogov.org)	42%	52%	45%	52%	39%	48%	44%	54%	51%	55%	33%	47%
Emails from Adams County	28%	36%	39%	31%	26%	33%	30%	34%	40%	39%	21%	32%
Web blogs	10%	19%	19%	15%	9%	14%	18%	14%	24%	16%	8%	15%
Text messages	14%	21%	28%	12%	13%	18%	18%	20%	22%	20%	10%	18%
Information provided at county facilities (e.g., the county government building, the fairgrounds, etc.)	32%	38%	35%	36%	33%	28%	45%	34%	41%	34%	30%	35%
Local press (e.g., television news, radio news, local newspapers, online versions of any of these)	48%	69%	62%	55%	63%	54%	69%	50%	70%	55%	62%	59%
Mailings to your home address	63%	74%	69%	69%	68%	67%	72%	65%	72%	75%	63%	69%
Community newsletters with information about Adams County	61%	69%	62%	69%	64%	63%	70%	67%	64%	69%	62%	65%
Word of mouth (from family, friends, or neighbors, etc.)	36%	52%	42%	44%	48%	41%	48%	39%	58%	41%	42%	44%

Comparisons by Respondent Household Status

Housing Tenure

- County residents rated aspects of quality of life differently depending on whether they were homeowners or renters. The characteristics rated more highly by homeowners included neighborhood as a place to live, openness toward people of diverse backgrounds, variety of housing options, availability of affordable quality housing, availability of recycling services and drinking water quality. Conversely, renters rated recreational, employment and educational opportunities, opportunities to attend cultural activities, ease of travel by car, ease of travel by bus and traffic flow more positively than homeowners.
- Renters were more likely than homeowners to give positive ratings to the quality of services in the County such as RTD bus or light rail, building permits and inspections, collection of property taxes, emergency management, housing assistance services, services provided to vulnerable populations, sheriff response times and traffic control.
- Renters gave higher ratings to the overall direction that Adams County is taking, along with other measures of public trust such as value of services received from the County for taxes paid and trusting the County government to do what is right, among others.

Presence of Children

- Residents in households without children rated the overall quality of life more highly than residents with children in the household.
- Residents of households without children were more likely than those with children to rate potential areas of concern (e.g., run down buildings, graffiti, property crimes, environmental hazards) as moderate or major problems in Adams County.
- Residents of households with children were more likely to have visited a park, used a public library, carpoled or used public transportation than residents without children in their household.
- Residents without children gave some services in the county higher ratings than their counterparts, including fire response, animal shelter/adoption center, property tax collection, District Attorney services, elections and voter registrations, roadway maintenance, sheriff response times and snow and ice removal.

Business Ownership

- Business owners rated the sense of community and the overall image or reputation of Adams County less positively than non-business owners.
- Adams County business owners were less likely to give positive ratings to the quality of building permits and inspections, District Attorney services, development standards, elections and voter registration, code enforcement, the Front Range Airport and stormwater utility.
- Although business owners were more likely to have had contact with a County employee, residents who did not own a business gave higher ratings to

employee responsiveness, respectfulness and courtesy.

Income

- The overall quality of life and related community characteristics (e.g., the county as a place to raise children, sense of personal safety, sense of community, variety of housing options, quality of business and services, opportunities for education, housing availability and drinking water quality) tended to receive higher ratings from residents having the highest income level (\$150,000 or more per year) compared to those with lower incomes.
- The potential issues of graffiti, violent crime and invasive plants in open lands were most likely to be considered issues by residents with annual household incomes of less than \$25,000.
- Ratings of the overall quality of services provided by Adams County were correlated with the income level of respondents; those with the lowest annual household incomes tended to rate the overall quality of services less highly than those with the highest annual incomes.
- Respondents in the highest income category (having an annual household income of \$150,000 or more) were most likely to have had contact with an Adams County employee and had the most positive impressions of their contact for knowledge, responsiveness and respectfulness.

Adams County Quality of Life Survey Results • 2014

Table 139: Question 1 by Tenure (Rent or Own Home), Presence of Children in Household, Business Ownership Status, and Annual Household Income

Please rate each of the following aspects of quality of life in Adams County: (Percent excellent or good)	Do you rent or own your home?		Do any children age 17 or younger live in your household?		Do you own a business in Adams County?		How much do you anticipate your household's total income before taxes will be for 2014? (Please include total income from all sources and all persons living in your household.)					Overall
	Rent	Own	Yes	No	Yes	No	Less than \$24,999	\$25,000 to \$49,999	\$50,000 to \$99,999	\$100,000 to \$149,999	\$150,000 or more	
Adams County as a place to live	76%	76%	73%	78%	68%	77%	69%	81%	72%	77%	85%	76%
Your neighborhood as a place to live	67%	77%	71%	75%	64%	75%	64%	74%	75%	77%	84%	74%
Adams County as a place to raise children	56%	63%	59%	63%	56%	62%	49%	63%	60%	70%	81%	62%
Adams County as a place to work	51%	51%	48%	53%	46%	52%	42%	60%	48%	37%	80%	52%
Adams County as a place to start and/or operate a business	45%	45%	52%	40%	54%	43%	42%	42%	46%	51%	65%	45%
Adams County as a place to retire	55%	56%	52%	57%	44%	57%	55%	57%	60%	49%	47%	56%
The overall quality of life in Adams County	68%	69%	63%	72%	67%	69%	59%	74%	66%	71%	83%	69%

Adams County Quality of Life Survey Results • 2014

Table 140: Question 3 by Tenure (Rent or Own Home), Presence of Children in Household, Business Ownership Status, and Annual Household Income

Please rate each of the following characteristics as they relate to Adams County as a whole: (Percent excellent or good)	Do you rent or own your home?		Do any children age 17 or younger live in your household?		Do you own a business in Adams County?		How much do you anticipate your household's total income before taxes will be for 2014? (Please include total income from all sources and all persons living in your household.)					Overall
	Rent	Own	Yes	No	Yes	No	Less than \$24,999	\$25,000 to \$49,999	\$50,000 to \$99,999	\$100,000 to \$149,999	\$150,000 or more	
Sense of personal safety	62%	66%	62%	67%	67%	65%	56%	62%	71%	63%	80%	65%
Sense of community	43%	49%	46%	49%	29%	49%	37%	45%	49%	51%	67%	48%
Openness and acceptance of the community toward people of diverse backgrounds	51%	69%	60%	65%	63%	63%	49%	62%	65%	70%	87%	63%
Overall appearance of Adams County	55%	55%	52%	57%	47%	56%	51%	60%	47%	58%	64%	55%
Overall quality of new development in unincorporated Adams County	49%	50%	44%	55%	47%	50%	43%	57%	52%	44%	67%	50%
Variety of housing options	49%	58%	57%	53%	66%	54%	50%	50%	49%	69%	73%	55%
Overall quality of business and service establishments in Adams County	57%	54%	55%	55%	51%	56%	47%	63%	48%	56%	74%	55%
Shopping opportunities	63%	56%	60%	57%	59%	58%	58%	60%	58%	50%	75%	58%
Opportunities to attend cultural activities	50%	40%	42%	43%	34%	44%	44%	47%	35%	48%	35%	43%
Recreational opportunities	70%	52%	59%	56%	56%	58%	56%	56%	61%	49%	68%	58%
Opportunities to participate in outdoor recreation or enjoy nature	61%	57%	60%	58%	63%	58%	57%	54%	59%	61%	73%	59%
Employment opportunities	42%	29%	33%	35%	23%	36%	30%	41%	29%	23%	61%	35%
Educational opportunities	47%	38%	41%	41%	25%	43%	50%	36%	38%	35%	62%	41%
Opportunities to participate in community matters	53%	54%	55%	54%	51%	55%	44%	54%	52%	59%	85%	54%
Ease of car travel in Adams County	68%	59%	59%	63%	61%	62%	62%	63%	62%	53%	78%	61%
Ease of bus travel in Adams County	66%	37%	43%	51%	30%	49%	57%	60%	37%	29%	41%	47%

Adams County Quality of Life Survey Results • 2014

Please rate each of the following characteristics as they relate to Adams County as a whole: (Percent excellent or good)	Do you rent or own your home?		Do any children age 17 or younger live in your household?		Do you own a business in Adams County?		How much do you anticipate your household's total income before taxes will be for 2014? (Please include total income from all sources and all persons living in your household.)					Overall
	Rent	Own	Yes	No	Yes	No	Less than \$24,999	\$25,000 to \$49,999	\$50,000 to \$99,999	\$100,000 to \$149,999	\$150,000 or more	
Availability of paths and walking trails	70%	65%	63%	69%	74%	66%	57%	74%	61%	69%	79%	66%
Traffic flow on major streets	46%	35%	39%	38%	54%	37%	37%	38%	44%	32%	39%	39%
Availability of affordable quality housing	33%	50%	40%	47%	62%	42%	27%	39%	48%	63%	64%	44%
Availability of affordable quality child care	38%	32%	32%	38%	23%	35%	35%	35%	27%	35%	67%	35%
Availability of affordable quality health care	43%	47%	46%	47%	60%	45%	45%	38%	49%	44%	91%	46%
Availability of recycling services	45%	61%	63%	52%	66%	56%	42%	48%	60%	67%	89%	56%
Drinking water quality	46%	55%	51%	53%	50%	53%	49%	45%	53%	61%	73%	53%
Overall image or reputation of Adams County	44%	51%	48%	49%	32%	51%	46%	45%	53%	53%	61%	49%

Table 141: Question 4 by Tenure (Rent or Own Home), Presence of Children in Household, Business Ownership Status, and Annual Household Income

	Do you rent or own your home?		Do any children age 17 or younger live in your household?		Do you own a business in Adams County?		How much do you anticipate your household's total income before taxes will be for 2014? (Please include total income from all sources and all persons living in your household.)					Overall
	Rent	Own	Yes	No	Yes	No	Less than \$24,999	\$25,000 to \$49,999	\$50,000 to \$99,999	\$100,000 to \$149,999	\$150,000 or more	
How prepared are you and your household for a disaster or emergency (e.g., flood, tornado, blizzard, etc.)? (Percent very or somewhat prepared)	39%	58%	48%	56%	63%	51%	41%	50%	58%	59%	50%	53%

Adams County Quality of Life Survey Results • 2014

Table 142: Question 5 by Tenure (Rent or Own Home), Presence of Children in Household, Business Ownership Status, and Annual Household Income

To what degree, if at all, are each of the following a problem in Adams County? (Percent moderate or major problem)	Do you rent or own your home?		Do any children age 17 or younger live in your household?		Do you own a business in Adams County?		How much do you anticipate your household's total income before taxes will be for 2014? (Please include total income from all sources and all persons living in your household.)					Overall
	Rent	Own	Yes	No	Yes	No	Less than \$24,999	\$25,000 to \$49,999	\$50,000 to \$99,999	\$100,000 to \$149,999	\$150,000 or more	
Run down buildings, weed lots or junk vehicles	38%	53%	41%	55%	51%	49%	49%	41%	50%	56%	48%	49%
Graffiti	41%	38%	33%	44%	49%	38%	55%	38%	38%	30%	20%	39%
Violent crime (e.g., sexual assault, robbery)	50%	46%	47%	47%	52%	47%	68%	42%	49%	33%	27%	47%
Property crimes (e.g., burglary, theft)	49%	55%	42%	61%	58%	53%	60%	55%	44%	52%	49%	53%
Environmental hazards, including toxic waste	33%	28%	22%	37%	26%	30%	41%	27%	26%	25%	17%	30%
Weeds and other noxious or invasive plants in open lands	48%	54%	53%	53%	60%	52%	60%	41%	56%	54%	51%	52%
Child abuse and neglect	43%	48%	36%	56%	62%	45%	52%	45%	43%	40%	55%	46%
Neglect, exploitation or mistreatment of at-risk adults	42%	42%	29%	51%	57%	40%	47%	45%	40%	24%	53%	41%

Table 143: Question 6 by Tenure (Rent or Own Home), Presence of Children in Household, Business Ownership Status, and Annual Household Income

Please indicate how likely or unlikely you are to do each of the following: (Percent very or somewhat likely)	Do you rent or own your home?		Do any children age 17 or younger live in your household?		Do you own a business in Adams County?		How much do you anticipate your household's total income before taxes will be for 2014? (Please include total income from all sources and all persons living in your household.)					Overall
	Rent	Own	Yes	No	Yes	No	Less than \$24,999	\$25,000 to \$49,999	\$50,000 to \$99,999	\$100,000 to \$149,999	\$150,000 or more	
Recommend living in Adams County to someone who asks	76%	82%	77%	83%	83%	80%	67%	83%	83%	83%	91%	80%
Remain in Adams County for the next five years	73%	81%	74%	82%	75%	79%	74%	81%	79%	76%	87%	79%

Table 144: Question 7 by Tenure (Rent or Own Home), Presence of Children in Household, Business Ownership Status, and Annual Household Income

In the last 12 months, about how many times, if at all, have you or other household members done each of the following in Adams County? (Percent more than once a month)	Do you rent or own your home?		Do any children age 17 or younger live in your household?		Do you own a business in Adams County?		How much do you anticipate your household's total income before taxes will be for 2014? (Please include total income from all sources and all persons living in your household.)					Overall
	Rent	Own	Yes	No	Yes	No	Less than \$24,999	\$25,000 to \$49,999	\$50,000 to \$99,999	\$100,000 to \$149,999	\$150,000 or more	
Visited a neighborhood park or Adams County park	50%	54%	67%	43%	57%	52%	45%	52%	57%	58%	62%	52%
Used Adams County public libraries or their services	30%	27%	36%	22%	17%	29%	24%	26%	31%	26%	42%	28%
Participated in religious or spiritual activities in Adams County	24%	24%	26%	24%	31%	24%	21%	28%	32%	10%	26%	24%
Attended a County-sponsored event	7%	6%	7%	6%	10%	6%	4%	7%	9%	4%	6%	6%
Used bus, rail or other public transportation instead of driving	23%	9%	17%	11%	4%	14%	26%	14%	5%	8%	24%	13%
Carpooled with other adults or children instead of driving alone	29%	25%	34%	21%	27%	26%	17%	25%	34%	24%	32%	26%
Walked or biked instead of driving	30%	20%	25%	22%	33%	22%	32%	20%	25%	18%	24%	23%
Volunteered your time to some group/activity in Adams County	13%	16%	15%	14%	28%	14%	13%	10%	20%	8%	32%	14%
Participated in a club	6%	11%	10%	9%	6%	10%	7%	9%	10%	8%	16%	9%
Talked to or visited with your immediate neighbors	70%	76%	74%	73%	74%	74%	59%	75%	73%	85%	75%	74%
Done a favor for a neighbor	42%	47%	48%	44%	40%	46%	37%	42%	44%	61%	35%	46%

Table 145: Question 8 by Tenure (Rent or Own Home), Presence of Children in Household, Business Ownership Status, and Annual Household Income

	Do you rent or own your home?		Do any children age 17 or younger live in your household?		Do you own a business in Adams County?		How much do you anticipate your household's total income before taxes will be for 2014? (Please include total income from all sources and all persons living in your household.)					Overall
	Rent	Own	Yes	No	Yes	No	Less than \$24,999	\$25,000 to \$49,999	\$50,000 to \$99,999	\$100,000 to \$149,999	\$150,000 or more	
RTD's upcoming FasTracks Commuter Rail project includes several stations located throughout Adams County. In a typical month, how often, if at all, do you think you will use these new transit facilities? (Percent at least once a month)	53%	57%	57%	54%	55%	56%	48%	45%	63%	65%	69%	55%

Table 146: Question 9 by Tenure (Rent or Own Home), Presence of Children in Household, Business Ownership Status, and Annual Household Income

	Do you rent or own your home?		Do any children age 17 or younger live in your household?		Do you own a business in Adams County?		How much do you anticipate your household's total income before taxes will be for 2014? (Please include total income from all sources and all persons living in your household.)					Overall
	Rent	Own	Yes	No	Yes	No	Less than \$24,999	\$25,000 to \$49,999	\$50,000 to \$99,999	\$100,000 to \$149,999	\$150,000 or more	
How well is Adams County retaining existing businesses and attracting new businesses? (Percent excellent or good)	42%	33%	35%	38%	31%	37%	33%	43%	32%	35%	47%	37%

Adams County Quality of Life Survey Results • 2014

Table 147: Question 10 by Tenure (Rent or Own Home), Presence of Children in Household, Business Ownership Status, and Annual Household Income

	Do you rent or own your home?		Do any children age 17 or younger live in your household?		Do you own a business in Adams County?		How much do you anticipate your household's total income before taxes will be for 2014? (Please include total income from all sources and all persons living in your household.)					Overall
	Rent	Own	Yes	No	Yes	No	Less than \$24,999	\$25,000 to \$49,999	\$50,000 to \$99,999	\$100,000 to \$149,999	\$150,000 or more	
To what extent would you support or oppose the County using existing tax dollars to attract businesses for job creation? (Percent somewhat or strongly support)	72%	78%	78%	75%	81%	76%	76%	74%	75%	85%	71%	76%

Table 148: Question 11 by Tenure (Rent or Own Home), Presence of Children in Household, Business Ownership Status, and Annual Household Income

Please rate the quality of each of the following services provided by other agencies (e.g., special districts and metro districts), not by Adams County. (Percent excellent or good)	Do you rent or own your home?		Do any children age 17 or younger live in your household?		Do you own a business in Adams County?		How much do you anticipate your household's total income before taxes will be for 2014? (Please include total income from all sources and all persons living in your household.)					Overall
	Rent	Own	Yes	No	Yes	No	Less than \$24,999	\$25,000 to \$49,999	\$50,000 to \$99,999	\$100,000 to \$149,999	\$150,000 or more	
Public school districts	58%	51%	51%	57%	54%	54%	57%	55%	48%	54%	56%	55%
Fire response times	85%	84%	80%	87%	85%	84%	76%	88%	89%	80%	97%	85%
Fire services overall	85%	85%	82%	87%	89%	85%	77%	90%	88%	80%	97%	85%
Ambulance response times	84%	81%	81%	84%	89%	82%	83%	79%	82%	83%	86%	83%
Ambulance services overall	91%	78%	80%	85%	83%	83%	87%	81%	78%	84%	87%	83%
Water and sanitation services	70%	70%	67%	73%	80%	69%	68%	64%	73%	73%	87%	70%
Street and drainage maintenance services	60%	55%	52%	60%	60%	56%	56%	52%	58%	54%	69%	56%
Library services	89%	84%	86%	85%	82%	86%	87%	78%	87%	87%	100%	86%
Park and recreation services	82%	77%	80%	78%	85%	78%	83%	77%	83%	71%	80%	79%
RTD bus or light rail	74%	56%	65%	61%	62%	63%	63%	70%	66%	48%	71%	63%
Courts	58%	61%	55%	65%	76%	59%	59%	61%	54%	69%	61%	61%

Adams County Quality of Life Survey Results • 2014

Table 149: Question 12 by Tenure (Rent or Own Home), Presence of Children in Household, Business Ownership Status, and Annual Household Income

Please rate the quality of each of the following services provided by Adams County: (Percent excellent or good)	Do you rent or own your home?		Do any children age 17 or younger live in your household?		Do you own a business in Adams County?		How much do you anticipate your household's total income before taxes will be for 2014? (Please include total income from all sources and all persons living in your household.)					Overall
	Rent	Own	Yes	No	Yes	No	Less than \$24,999	\$25,000 to \$49,999	\$50,000 to \$99,999	\$100,000 to \$149,999	\$150,000 or more	
Adams County open space, parks and trails system	81%	75%	78%	76%	75%	77%	76%	72%	79%	80%	84%	77%
Animal Shelter / Adoption Center	62%	61%	54%	66%	65%	61%	48%	72%	62%	51%	92%	62%
Building permits and inspections	54%	38%	41%	45%	20%	46%	28%	57%	46%	37%	67%	43%
Collection of property taxes	67%	52%	47%	61%	50%	56%	54%	60%	52%	52%	75%	55%
Community development	64%	40%	45%	50%	41%	49%	40%	58%	41%	49%	55%	48%
County Fair/fairgrounds	66%	60%	62%	62%	50%	63%	44%	64%	62%	74%	69%	62%
County jail	46%	46%	43%	49%	29%	47%	39%	49%	32%	69%	87%	47%
District Attorney services	40%	43%	32%	53%	15%	46%	39%	51%	26%	64%	64%	44%
Development standards and regulations	47%	39%	43%	42%	22%	44%	42%	48%	33%	44%	69%	43%
Drainage and storm sewer infrastructure in unincorporated Adams County	47%	48%	44%	51%	55%	48%	56%	40%	42%	56%	69%	48%
Economic development	50%	28%	36%	37%	33%	37%	37%	56%	24%	34%	29%	36%
Elections and voter registrations	68%	66%	61%	70%	50%	69%	52%	73%	66%	71%	77%	67%
Emergency management	78%	50%	59%	62%	56%	61%	68%	72%	45%	58%	63%	60%
Employment assistance programs through the Workforce & Business Center	50%	38%	41%	46%	38%	44%	42%	48%	28%	60%	70%	44%
Enforcement of county codes, ordinances and regulations	42%	36%	38%	39%	21%	40%	40%	44%	30%	39%	53%	38%
Front Range Airport	66%	53%	57%	60%	26%	61%	57%	64%	35%	76%	100%	59%
Housing assistance services	59%	36%	38%	50%	45%	46%	43%	60%	41%	30%	13%	45%

Adams County Quality of Life Survey Results • 2014

Please rate the quality of each of the following services provided by Adams County: (Percent excellent or good)	Do you rent or own your home?		Do any children age 17 or younger live in your household?		Do you own a business in Adams County?		How much do you anticipate your household's total income before taxes will be for 2014? (Please include total income from all sources and all persons living in your household.)					Overall
	Rent	Own	Yes	No	Yes	No	Less than \$24,999	\$25,000 to \$49,999	\$50,000 to \$99,999	\$100,000 to \$149,999	\$150,000 or more	
Long range planning	55%	37%	46%	42%	34%	44%	50%	51%	28%	45%	46%	43%
Motor vehicle registration	62%	60%	57%	63%	54%	61%	53%	64%	58%	69%	61%	60%
Online (internet) property lookup	58%	60%	55%	63%	48%	61%	44%	64%	67%	66%	57%	59%
Public records and documents searches	59%	51%	50%	56%	48%	54%	45%	65%	55%	53%	43%	53%
Roadway maintenance of paved and graveled roads in unincorporated Adams County	39%	36%	32%	40%	46%	36%	34%	41%	35%	39%	40%	37%
Services provided to financially challenged families	57%	43%	47%	53%	34%	52%	46%	56%	44%	78%	12%	50%
Services provided to protect children suspected of being abused or neglected	54%	31%	43%	37%	19%	40%	44%	49%	15%	61%	35%	39%
Services provided to vulnerable adults suspected of being abused or neglected	57%	28%	41%	40%	19%	41%	50%	48%	14%	62%	13%	40%
Sheriff response times	66%	51%	49%	62%	41%	59%	46%	71%	45%	56%	78%	56%
Sheriff services overall	49%	52%	48%	53%	64%	50%	43%	55%	47%	57%	73%	51%
Snow and ice removal in unincorporated Adams County	47%	44%	39%	50%	38%	46%	40%	52%	37%	52%	69%	45%
Stormwater utility	48%	47%	49%	46%	30%	49%	40%	46%	40%	66%	70%	47%
Traffic control (street lights, signs, etc.) in unincorporated Adams County	67%	50%	55%	56%	67%	54%	56%	64%	50%	50%	84%	55%

Adams County Quality of Life Survey Results • 2014

Table 150: Question 13 by Tenure (Rent or Own Home), Presence of Children in Household, Business Ownership Status, and Annual Household Income

Looking at the services in Question 12, which FIVE (5) services do you think are MOST important for maintaining and improving the quality of life in Adams County? (Please write in the appropriate letter(s) for the services below.)	Do you rent or own your home?		Do any children age 17 or younger live in your household?		Do you own a business in Adams County?		How much do you anticipate your household's total income before taxes will be for 2014? (Please include total income from all sources and all persons living in your household.)					Overall
	Rent	Own	Yes	No	Yes	No	Less than \$24,999	\$25,000 to \$49,999	\$50,000 to \$99,999	\$100,000 to \$149,999	\$150,000 or more	
Open space, parks and trails system	34%	42%	39%	40%	39%	40%	25%	37%	39%	52%	67%	39%
Animal Shelter/Adoption Center	8%	8%	4%	11%	9%	8%	8%	8%	8%	6%	17%	8%
Building permits and inspections	4%	3%	4%	3%	3%	3%	8%	2%	2%	2%	7%	3%
Collection of property taxes	11%	7%	8%	9%	14%	8%	8%	9%	13%	4%	2%	8%
Community development	14%	24%	27%	17%	41%	19%	26%	10%	28%	22%	30%	21%
County Fair/fairgrounds	1%	4%	1%	5%	7%	3%	0%	4%	5%	2%	4%	3%
County jail	16%	4%	6%	8%	1%	8%	17%	8%	4%	5%	0%	7%
District Attorney services	5%	4%	8%	2%	2%	5%	1%	1%	10%	5%	6%	5%
Development standards and regulations	6%	22%	22%	13%	12%	18%	23%	9%	19%	13%	37%	17%
Drainage and storm sewer infrastructure	25%	14%	15%	19%	22%	17%	21%	25%	11%	10%	17%	17%
Economic development	23%	42%	41%	33%	47%	35%	20%	29%	40%	52%	47%	36%
Elections and voter registrations	2%	3%	3%	3%	5%	3%	2%	3%	1%	3%	7%	3%
Emergency management	29%	24%	21%	28%	24%	26%	34%	31%	18%	24%	12%	25%
Workforce & Business Center	30%	16%	22%	19%	22%	20%	14%	38%	19%	9%	10%	20%
Code enforcement	12%	27%	18%	25%	25%	22%	12%	16%	26%	33%	21%	22%
Front Range Airport	2%	0%	0%	1%	0%	1%	3%	0%	0%	0%	0%	1%
Housing assistance services	22%	12%	16%	14%	10%	16%	32%	16%	10%	7%	16%	15%
Long range planning	6%	24%	16%	20%	34%	17%	9%	9%	19%	27%	43%	19%
Motor vehicle registration	12%	11%	9%	13%	11%	11%	7%	12%	14%	11%	9%	12%
Online property lookup	6%	2%	4%	3%	2%	3%	2%	6%	2%	1%	2%	3%
Public records and documents searches	0%	2%	1%	2%	2%	1%	0%	1%	1%	2%	0%	1%
Roadway maintenance	35%	38%	36%	37%	31%	37%	31%	37%	41%	38%	35%	36%
Financial services	31%	18%	22%	22%	7%	23%	33%	27%	18%	17%	6%	22%
Child protective services	16%	27%	28%	21%	21%	24%	21%	25%	31%	18%	10%	24%

Adams County Quality of Life Survey Results • 2014

Looking at the services in Question 12, which FIVE (5) services do you think are MOST important for maintaining and improving the quality of life in Adams County? (Please write in the appropriate letter(s) for the services below.)	Do you rent or own your home?		Do any children age 17 or younger live in your household?		Do you own a business in Adams County?		How much do you anticipate your household's total income before taxes will be for 2014? (Please include total income from all sources and all persons living in your household.)					Overall
	Rent	Own	Yes	No	Yes	No	Less than \$24,999	\$25,000 to \$49,999	\$50,000 to \$99,999	\$100,000 to \$149,999	\$150,000 or more	
Adult protective services	10%	14%	14%	12%	2%	14%	14%	13%	17%	8%	8%	13%
Sheriff response times	27%	16%	21%	18%	9%	20%	22%	15%	19%	25%	6%	19%
Sheriff services overall	25%	23%	22%	25%	30%	23%	18%	21%	28%	27%	12%	23%
Snow and ice removal	28%	27%	24%	30%	21%	28%	34%	27%	27%	27%	12%	27%
Stormwater utility	5%	4%	5%	4%	4%	5%	8%	2%	5%	6%	0%	5%
Traffic control	31%	23%	24%	26%	21%	26%	22%	31%	16%	39%	9%	25%

Note: Total may exceed 100% as respondents could select up to five services. Statistical significance not tested.

Table 151: Question 14 by Tenure (Rent or Own Home), Presence of Children in Household, Business Ownership Status, and Annual Household Income

Looking at the services in Question 12, which FIVE (5) services do you think are LEAST important for maintaining and improving the quality of life in Adams County? (Please write in the appropriate letter(s) for the services below.)	Do you rent or own your home?		Do any children age 17 or younger live in your household?		Do you own a business in Adams County?		How much do you anticipate your household's total income before taxes will be for 2014? (Please include total income from all sources and all persons living in your household.)					Overall
	Rent	Own	Yes	No	Yes	No	Less than \$24,999	\$25,000 to \$49,999	\$50,000 to \$99,999	\$100,000 to \$149,999	\$150,000 or more	
Open space, parks and trails system	8%	7%	9%	6%	2%	8%	14%	6%	5%	8%	0%	7%
Animal Shelter/Adoption Center	20%	23%	25%	20%	31%	22%	18%	14%	32%	21%	29%	22%
Building permits and inspections	14%	12%	10%	15%	4%	14%	13%	12%	13%	18%	3%	13%
Collection of property taxes	21%	16%	15%	20%	7%	19%	22%	16%	17%	18%	25%	18%
Community development	6%	11%	9%	9%	10%	9%	5%	10%	9%	14%	2%	9%
County Fair/fairgrounds	38%	32%	34%	33%	15%	35%	30%	33%	37%	33%	33%	33%
County jail	20%	12%	18%	10%	6%	15%	13%	19%	14%	7%	22%	14%
District Attorney services	25%	14%	11%	22%	12%	18%	13%	32%	11%	19%	0%	17%
Development standards and regulations	23%	14%	18%	16%	9%	17%	33%	11%	11%	19%	2%	17%
Drainage and storm sewer infrastructure	5%	5%	5%	5%	4%	5%	8%	2%	4%	6%	2%	5%

Adams County Quality of Life Survey Results • 2014

Looking at the services in Question 12, which FIVE (5) services do you think are LEAST important for maintaining and improving the quality of life in Adams County? (Please write in the appropriate letter(s) for the services below.)	Do you rent or own your home?		Do any children age 17 or younger live in your household?		Do you own a business in Adams County?		How much do you anticipate your household's total income before taxes will be for 2014? (Please include total income from all sources and all persons living in your household.)					Overall
	Rent	Own	Yes	No	Yes	No	Less than \$24,999	\$25,000 to \$49,999	\$50,000 to \$99,999	\$100,000 to \$149,999	\$150,000 or more	
Economic development	8%	6%	5%	8%	3%	7%	10%	5%	7%	7%	6%	7%
Elections and voter registrations	19%	19%	19%	19%	18%	19%	20%	22%	21%	12%	21%	19%
Emergency management	0%	2%	1%	2%	2%	1%	1%	2%	3%	0%	2%	2%
Workforce & Business Center	6%	10%	8%	10%	18%	8%	4%	10%	8%	13%	2%	9%
Code enforcement	12%	8%	9%	9%	6%	9%	4%	15%	11%	4%	7%	9%
Front Range Airport	45%	68%	60%	62%	76%	60%	38%	58%	68%	68%	85%	61%
Housing assistance services	11%	13%	8%	16%	14%	12%	10%	11%	12%	20%	0%	12%
Long range planning	7%	13%	10%	12%	14%	11%	17%	12%	13%	4%	0%	11%
Motor vehicle registration	19%	12%	18%	11%	24%	13%	31%	7%	10%	14%	15%	14%
Online property lookup	50%	52%	52%	50%	59%	50%	47%	45%	53%	64%	40%	51%
Public records and documents searches	40%	40%	48%	34%	38%	40%	28%	43%	43%	42%	48%	39%
Roadway maintenance	5%	4%	5%	4%	8%	4%	8%	2%	3%	4%	13%	4%
Financial services	16%	14%	12%	17%	13%	15%	10%	20%	14%	16%	1%	15%
Child protective services	8%	2%	3%	4%	1%	4%	12%	1%	3%	2%	1%	4%
Adult protective services	1%	4%	2%	4%	5%	3%	1%	1%	5%	5%	7%	3%
Sheriff response times	4%	1%	1%	3%	3%	2%	5%	2%	2%	0%	7%	2%
Sheriff services overall	3%	2%	3%	2%	0%	3%	4%	4%	1%	0%	7%	2%
Snow and ice removal	2%	10%	12%	6%	16%	8%	10%	3%	5%	17%	13%	8%
Stormwater utility	17%	12%	13%	14%	7%	14%	11%	22%	16%	7%	2%	13%
Traffic control	8%	9%	7%	9%	17%	7%	15%	7%	8%	4%	2%	8%

Note: Total may exceed 100% as respondents could select up to five services. Statistical significance not tested.

Adams County Quality of Life Survey Results • 2014

Table 152: Question 15 by Tenure (Rent or Own Home), Presence of Children in Household, Business Ownership Status, and Annual Household Income

	Do you rent or own your home?		Do any children age 17 or younger live in your household?		Do you own a business in Adams County?		How much do you anticipate your household's total income before taxes will be for 2014? (Please include total income from all sources and all persons living in your household.)					Overall
	Rent	Own	Yes	No	Yes	No	Less than \$24,999	\$25,000 to \$49,999	\$50,000 to \$99,999	\$100,000 to \$149,999	\$150,000 or more	
Overall, how would you rate the quality of the services provided by Adams County? (Percent excellent or good)	60%	58%	57%	60%	65%	58%	51%	61%	57%	61%	78%	59%

Table 153: Question 16 by Tenure (Rent or Own Home), Presence of Children in Household, Business Ownership Status, and Annual Household Income

	Do you rent or own your home?		Do any children age 17 or younger live in your household?		Do you own a business in Adams County?		How much do you anticipate your household's total income before taxes will be for 2014? (Please include total income from all sources and all persons living in your household.)					Overall
	Rent	Own	Yes	No	Yes	No	Less than \$24,999	\$25,000 to \$49,999	\$50,000 to \$99,999	\$100,000 to \$149,999	\$150,000 or more	
How would you rate the value of services you receive from Adams County for the taxes paid? (Percent excellent or good)	54%	44%	45%	47%	55%	46%	46%	49%	45%	47%	48%	46%

Adams County Quality of Life Survey Results • 2014

Table 154: Question 17 by Tenure (Rent or Own Home), Presence of Children in Household, Business Ownership Status, and Annual Household Income

	Do you rent or own your home?		Do any children age 17 or younger live in your household?		Do you own a business in Adams County?		How much do you anticipate your household's total income before taxes will be for 2014? (Please include total income from all sources and all persons living in your household.)					Overall
	Rent	Own	Yes	No	Yes	No	Less than \$24,999	\$25,000 to \$49,999	\$50,000 to \$99,999	\$100,000 to \$149,999	\$150,000 or more	
How informed would you say you are about the job Adams County government is doing? (Percent informed or very informed)	24%	15%	12%	22%	22%	18%	24%	25%	13%	11%	13%	18%

Table 155: Question 18 by Tenure (Rent or Own Home), Presence of Children in Household, Business Ownership Status, and Annual Household Income

	Do you rent or own your home?		Do any children age 17 or younger live in your household?		Do you own a business in Adams County?		How much do you anticipate your household's total income before taxes will be for 2014? (Please include total income from all sources and all persons living in your household.)					Overall
	Rent	Own	Yes	No	Yes	No	Less than \$24,999	\$25,000 to \$49,999	\$50,000 to \$99,999	\$100,000 to \$149,999	\$150,000 or more	
How much of the time do you think you can trust Adams County government to do what is right? (Percent always or most of the time)	57%	47%	46%	53%	42%	52%	44%	61%	43%	60%	47%	50%

Adams County Quality of Life Survey Results • 2014

Table 156: Question 19 by Tenure (Rent or Own Home), Presence of Children in Household, Business Ownership Status, and Annual Household Income

	Do you rent or own your home?		Do any children age 17 or younger live in your household?		Do you own a business in Adams County?		How much do you anticipate your household's total income before taxes will be for 2014? (Please include total income from all sources and all persons living in your household.)					Overall
	Rent	Own	Yes	No	Yes	No	Less than \$24,999	\$25,000 to \$49,999	\$50,000 to \$99,999	\$100,000 to \$149,999	\$150,000 or more	
Overall, how would you rate the overall direction that Adams County is taking? (Percent excellent or good)	59%	49%	51%	55%	51%	53%	46%	60%	49%	59%	58%	53%

Table 157: Question 20 by Tenure (Rent or Own Home), Presence of Children in Household, Business Ownership Status, and Annual Household Income

Please rate how well Adams County is currently doing in each of the following areas: (Percent excellent or good)	Do you rent or own your home?		Do any children age 17 or younger live in your household?		Do you own a business in Adams County?		How much do you anticipate your household's total income before taxes will be for 2014? (Please include total income from all sources and all persons living in your household.)					Overall
	Rent	Own	Yes	No	Yes	No	Less than \$24,999	\$25,000 to \$49,999	\$50,000 to \$99,999	\$100,000 to \$149,999	\$150,000 or more	
Welcoming resident involvement	55%	41%	45%	46%	40%	47%	39%	60%	42%	40%	61%	46%
Being responsive to residents	45%	32%	34%	39%	33%	37%	39%	40%	38%	30%	41%	36%
Generally acting in the best interest of the community	46%	46%	45%	49%	47%	47%	34%	46%	48%	61%	52%	46%
Informing residents about issues facing the community	42%	32%	28%	40%	26%	36%	28%	42%	38%	32%	23%	35%
Accessibility of elected officials	34%	34%	32%	36%	32%	34%	34%	33%	36%	31%	46%	34%
Being open and transparent to the public	29%	29%	22%	34%	18%	31%	27%	31%	26%	36%	30%	29%
Giving residents a chance to express their views before making decisions	37%	31%	36%	32%	12%	35%	31%	36%	30%	31%	45%	33%

Adams County Quality of Life Survey Results • 2014

Please rate how well Adams County is currently doing in each of the following areas: (Percent excellent or good)	Do you rent or own your home?		Do any children age 17 or younger live in your household?		Do you own a business in Adams County?		How much do you anticipate your household's total income before taxes will be for 2014? (Please include total income from all sources and all persons living in your household.)					Overall
	Rent	Own	Yes	No	Yes	No	Less than \$24,999	\$25,000 to \$49,999	\$50,000 to \$99,999	\$100,000 to \$149,999	\$150,000 or more	
Being honest	42%	34%	35%	38%	33%	37%	36%	40%	32%	40%	41%	36%
Treating residents with fairness and respect	41%	42%	42%	42%	49%	41%	38%	40%	42%	46%	49%	42%

Table 158: Question 21 by Tenure (Rent or Own Home), Presence of Children in Household, Business Ownership Status, and Annual Household Income

	Do you rent or own your home?		Do any children age 17 or younger live in your household?		Do you own a business in Adams County?		How much do you anticipate your household's total income before taxes will be for 2014? (Please include total income from all sources and all persons living in your household.)					Overall
	Rent	Own	Yes	No	Yes	No	Less than \$24,999	\$25,000 to \$49,999	\$50,000 to \$99,999	\$100,000 to \$149,999	\$150,000 or more	
Have you had any in-person, phone or email contact with an Adams County employee, regardless of department or office, within the last 12 months (including sheriff, receptionists, planners, engineers or any others) (Percent yes)?	31%	49%	47%	40%	67%	41%	28%	42%	51%	42%	57%	43%

Adams County Quality of Life Survey Results • 2014

Table 159: Question 22 by Tenure (Rent or Own Home), Presence of Children in Household, Business Ownership Status, and Annual Household Income

What was your impression of the Adams County employee in your most recent contact? Rate each characteristic below. (Percent excellent or good)	Do you rent or own your home?		Do any children age 17 or younger live in your household?		Do you own a business in Adams County?		How much do you anticipate your household's total income before taxes will be for 2014? (Please include total income from all sources and all persons living in your household.)					Overall
	Rent	Own	Yes	No	Yes	No	Less than \$24,999	\$25,000 to \$49,999	\$50,000 to \$99,999	\$100,000 to \$149,999	\$150,000 or more	
Knowledge	64%	72%	66%	75%	68%	71%	52%	77%	71%	72%	93%	71%
Responsiveness	69%	62%	64%	64%	42%	67%	45%	76%	65%	51%	83%	64%
Respectfulness	66%	76%	74%	74%	54%	78%	45%	83%	74%	81%	84%	74%
Courtesy	66%	78%	77%	74%	55%	79%	59%	81%	74%	81%	84%	75%
Overall impression	66%	71%	67%	73%	59%	72%	72%	78%	67%	67%	82%	70%

Table 160: Question 23 by Tenure (Rent or Own Home), Presence of Children in Household, Business Ownership Status, and Annual Household Income

Parks serve various purposes within a community, some of which are listed below. For each, please rate whether you think there is too much, too little or about the right amount of parks or recreation facilities to serve your needs in each of these areas.	Do you rent or own your home?		Do any children age 17 or younger live in your household?		Do you own a business in Adams County?		How much do you anticipate your household's total income before taxes will be for 2014? (Please include total income from all sources and all persons living in your household.)					Overall	
	Rent	Own	Yes	No	Yes	No	Less than \$24,999	\$25,000 to \$49,999	\$50,000 to \$99,999	\$100,000 to \$149,999	\$150,000 or more		
Neighborhood parks	Too little	30%	28%	36%	23%	16%	30%	29%	32%	30%	24%	22%	29%
	Right amount	67%	70%	62%	75%	83%	68%	65%	67%	68%	76%	78%	69%
	Too much	3%	1%	2%	2%	2%	2%	6%	1%	2%	0%	0%	2%
Community parks	Too little	27%	28%	26%	30%	30%	28%	24%	36%	22%	31%	21%	28%
	Right amount	68%	70%	71%	68%	69%	70%	71%	60%	77%	69%	79%	70%
	Too much	5%	2%	3%	2%	1%	3%	5%	4%	1%	0%	0%	2%
Developed spaces for field sports	Too little	29%	31%	38%	24%	25%	31%	33%	26%	35%	27%	25%	30%
	Right amount	63%	65%	56%	71%	64%	64%	54%	70%	60%	73%	75%	64%
	Too much	8%	4%	6%	5%	11%	5%	12%	4%	6%	0%	0%	5%
Developed spaces for court sports	Too little	43%	43%	53%	34%	30%	44%	39%	44%	33%	62%	41%	42%
	Right amount	48%	54%	42%	61%	67%	51%	52%	50%	63%	38%	59%	53%
	Too much	9%	3%	5%	4%	3%	5%	9%	6%	4%	0%	0%	5%

Adams County Quality of Life Survey Results • 2014

Parks serve various purposes within a community, some of which are listed below. For each, please rate whether you think there is too much, too little or about the right amount of parks or recreation facilities to serve your needs in each of these areas.	Do you rent or own your home?		Do any children age 17 or younger live in your household?		Do you own a business in Adams County?		How much do you anticipate your household's total income before taxes will be for 2014? (Please include total income from all sources and all persons living in your household.)					Overall	
	Rent	Own	Yes	No	Yes	No	Less than \$24,999	\$25,000 to \$49,999	\$50,000 to \$99,999	\$100,000 to \$149,999	\$150,000 or more		
Playgrounds	Too little	32%	28%	38%	22%	25%	30%	30%	33%	29%	25%	17%	29%
	Right amount	62%	71%	59%	76%	74%	68%	63%	64%	70%	75%	83%	68%
	Too much	6%	1%	3%	2%	1%	3%	7%	3%	2%	0%	0%	2%
Recreation centers	Too little	31%	39%	40%	33%	35%	37%	31%	35%	36%	45%	27%	36%
	Right amount	63%	60%	57%	65%	65%	61%	64%	63%	61%	54%	73%	61%
	Too much	6%	1%	3%	2%	0%	3%	5%	2%	3%	0%	0%	2%
Youth recreation programs	Too little	40%	35%	44%	29%	31%	37%	46%	31%	34%	38%	28%	36%
	Right amount	55%	63%	52%	68%	69%	60%	47%	64%	64%	62%	72%	61%
	Too much	6%	2%	3%	3%	0%	4%	7%	5%	3%	0%	0%	3%
Adult recreation programs	Too little	42%	35%	45%	30%	43%	36%	49%	32%	40%	32%	25%	37%
	Right amount	53%	64%	52%	68%	57%	61%	44%	67%	56%	68%	75%	61%
	Too much	5%	1%	3%	2%	0%	2%	6%	0%	4%	0%	0%	2%
Fitness programs	Too little	32%	37%	46%	28%	36%	36%	33%	33%	46%	31%	27%	36%
	Right amount	56%	61%	48%	69%	51%	60%	52%	64%	50%	69%	73%	60%
	Too much	11%	2%	6%	3%	12%	4%	16%	3%	3%	0%	0%	4%

Adams County Quality of Life Survey Results • 2014

Table 161: Question 24 by Tenure (Rent or Own Home), Presence of Children in Household, Business Ownership Status, and Annual Household Income

	Do you rent or own your home?		Do any children age 17 or younger live in your household?		Do you own a business in Adams County?		How much do you anticipate your household's total income before taxes will be for 2014? (Please include total income from all sources and all persons living in your household.)					Overall
	Rent	Own	Yes	No	Yes	No	Less than \$24,999	\$25,000 to \$49,999	\$50,000 to \$99,999	\$100,000 to \$149,999	\$150,000 or more	
Adams County provides approximately \$900,000 of funding annually to the Front Range Airport. To what extent do you support or oppose the county government providing funding for the Front Range Airport? (Percent somewhat or strongly support)	44%	31%	24%	43%	26%	35%	43%	51%	25%	23%	31%	34%

Table 162: Question 25 by Tenure (Rent or Own Home), Presence of Children in Household, Business Ownership Status, and Annual Household Income

Considering each of the following areas of County service delivery, please indicate whether you feel the County should apply more effort, the same amount of effort or less effort toward each.		Do you rent or own your home?		Do any children age 17 or younger live in your household?		Do you own a business in Adams County?		How much do you anticipate your household's total income before taxes will be for 2014? (Please include total income from all sources and all persons living in your household.)					Overall
		Rent	Own	Yes	No	Yes	No	Less than \$24,999	\$25,000 to \$49,999	\$50,000 to \$99,999	\$100,000 to \$149,999	\$150,000 or more	
Community Services (includes development review, including long-range planning, fostering public/private partnerships, code enforcement, sustainability efforts to save taxpayer dollars and reduce the county's impact on the environment, funds to help rehab)	More effort	60%	44%	51%	46%	38%	49%	53%	53%	40%	50%	57%	48%
	Same effort	37%	53%	44%	52%	51%	48%	41%	46%	54%	50%	43%	48%
	Less effort	3%	4%	5%	2%	11%	3%	6%	1%	7%	1%	0%	3%
Parks and Open Space (includes trails, fairgrounds, lake area, developed parks and public park buildings)	More effort	44%	36%	43%	34%	40%	38%	42%	41%	33%	41%	31%	38%
	Same effort	53%	61%	54%	62%	53%	59%	50%	55%	64%	58%	69%	58%
	Less effort	3%	4%	3%	4%	7%	3%	8%	3%	3%	1%	0%	4%

Adams County Quality of Life Survey Results • 2014

Considering each of the following areas of County service delivery, please indicate whether you feel the County should apply more effort, the same amount of effort or less effort toward each.		Do you rent or own your home?		Do any children age 17 or younger live in your household?		Do you own a business in Adams County?		How much do you anticipate your household's total income before taxes will be for 2014? (Please include total income from all sources and all persons living in your household.)					Overall
		Rent	Own	Yes	No	Yes	No	Less than \$24,999	\$25,000 to \$49,999	\$50,000 to \$99,999	\$100,000 to \$149,999	\$150,000 or more	
Economic Development (includes attracting and retaining businesses and jobs)	More effort	54%	59%	68%	49%	52%	58%	56%	49%	54%	69%	82%	57%
	Same effort	36%	36%	23%	46%	35%	37%	34%	43%	42%	28%	13%	37%
	Less effort	9%	4%	8%	4%	13%	5%	11%	8%	4%	4%	4%	6%
Human Services (includes unemployment assistance, workforce training, child protection, adult protection, services for financially challenged families, Head Start, etc.)	More effort	65%	41%	51%	47%	31%	51%	66%	61%	34%	41%	37%	49%
	Same effort	32%	51%	43%	46%	54%	44%	29%	37%	58%	50%	61%	45%
	Less effort	4%	8%	6%	7%	15%	5%	6%	2%	8%	9%	2%	6%
Law Enforcement (includes Sheriff patrol, crime prevention, jail, District Attorney, prosecution, courts, etc.)	More effort	55%	28%	33%	38%	35%	36%	56%	38%	28%	29%	29%	36%
	Same effort	43%	66%	61%	58%	62%	59%	42%	59%	60%	67%	71%	59%
	Less effort	3%	6%	6%	4%	4%	5%	2%	2%	12%	3%	0%	5%
Public Services (includes maintaining official public records, Clerk and Recorder functions such as marriage licenses, elections, Assessor's valuation of property, Coroner, Treasurer, etc.)	More effort	31%	12%	18%	17%	7%	18%	25%	26%	11%	12%	13%	17%
	Same effort	65%	79%	70%	79%	76%	75%	70%	70%	77%	79%	87%	75%
	Less effort	4%	9%	13%	4%	17%	6%	5%	5%	12%	9%	0%	8%
Transportation Infrastructure Maintenance (includes maintenance of roads, bridges, drainage systems; snow removal, etc.)	More effort	54%	51%	64%	43%	50%	52%	52%	58%	42%	58%	61%	52%
	Same effort	43%	48%	34%	56%	49%	46%	48%	40%	54%	42%	39%	47%
	Less effort	2%	1%	2%	1%	1%	2%	1%	2%	3%	0%	0%	2%
Transportation Infrastructure Construction (includes construction of new roads, widening of existing roads, sidewalk construction, etc.)	More effort	52%	47%	61%	41%	42%	49%	47%	50%	49%	48%	64%	49%
	Same effort	42%	48%	32%	56%	48%	46%	47%	48%	47%	46%	28%	47%
	Less effort	6%	5%	7%	3%	10%	4%	6%	3%	5%	6%	8%	5%

Adams County Quality of Life Survey Results • 2014

Table 163: Question 26 by Tenure (Rent or Own Home), Presence of Children in Household, Business Ownership Status, and Annual Household Income

Thinking of how you currently get information about events or issues, how likely would you be to obtain information about Adams County like public hearings, community meetings, upcoming programs and events like the fair or rodeo, etc. in the following formats? (Percent likely or very likely)	Do you rent or own your home?		Do any children age 17 or younger live in your household?		Do you own a business in Adams County?		How much do you anticipate your household's total income before taxes will be for 2014? (Please include total income from all sources and all persons living in your household.)					Overall
	Rent	Own	Yes	No	Yes	No	Less than \$24,999	\$25,000 to \$49,999	\$50,000 to \$99,999	\$100,000 to \$149,999	\$150,000 or more	
Adams County Annual Budget	33%	27%	31%	26%	30%	28%	45%	26%	27%	21%	32%	28%
Adams County Annual Report	34%	29%	30%	30%	36%	30%	39%	26%	28%	28%	46%	30%
Adams County Facebook page (www.facebook.com/AdamsCounty)	28%	24%	27%	23%	25%	25%	30%	22%	25%	26%	21%	25%
Adams County Twitter page (twitter.com/adams_county_co)	25%	9%	17%	12%	15%	14%	34%	11%	12%	7%	11%	14%
Adams County website (www.adcogov.org)	50%	46%	48%	46%	58%	46%	49%	40%	51%	45%	57%	47%
Emails from Adams County	29%	34%	35%	30%	49%	30%	39%	17%	34%	41%	51%	32%
Web blogs	20%	13%	15%	14%	4%	16%	17%	16%	13%	14%	21%	15%
Text messages	21%	16%	19%	17%	17%	18%	15%	19%	23%	8%	28%	18%
Information provided at county facilities (e.g., the county government building, the fairgrounds, etc.)	50%	29%	36%	34%	26%	36%	45%	48%	25%	25%	43%	35%
Local press (e.g., television news, radio news, local newspapers, online versions of any of these)	58%	60%	61%	59%	56%	60%	70%	55%	55%	61%	74%	59%
Mailings to your home address	70%	68%	73%	66%	80%	68%	72%	68%	66%	66%	83%	69%
Community newsletters with information about Adams County	64%	65%	68%	63%	58%	66%	60%	62%	69%	69%	74%	65%
Word of mouth (from family, friends, or neighbors, etc.)	52%	41%	41%	46%	46%	44%	47%	47%	45%	35%	41%	44%

Appendix E: Detailed Benchmark Comparisons

Comparison Data

National Research Center, Inc.'s (NRC) database of comparative resident opinion is comprised of resident perspectives gathered in surveys from over 500 communities whose residents evaluated the same kinds of topics on the Adams County Quality of Life Survey. The comparison evaluations are from the most recent survey completed in each community; most communities conduct surveys every year or in alternating years. NRC adds the latest results quickly upon survey completion, keeping the benchmark data fresh and relevant. The communities in the database represent a wide geographic and population range. National, Colorado, Denver Regional Council of Government (DRCOG) and Adams County Municipalities benchmark comparisons have been provided when similar questions on the Adams County Quality of Life Survey are included in NRC's database.

Interpreting the Results

Ratings are compared when there are at least five communities in which a similar question was asked. Where comparisons are available, three columns are provided in the table. The first column is the rank assigned to Adams County's rating among communities where a similar question was asked. The second column is the number of communities that asked a similar question. The final column shows the comparison of Adams County's rating to the benchmark.

In that final column, Adams County's results are noted as being "higher" than the benchmark, "lower" than the benchmark or "similar" to the benchmark, meaning that the average rating given by of County residents is statistically similar to or different (greater or lesser) than the benchmark. More extreme differences are noted as "much higher" or "much lower."

Benchmark Database Characteristics	
Region	Percent
New England	3%
Middle Atlantic	5%
East North Central	15%
West North Central	13%
South Atlantic	22%
East South Central	3%
West South Central	7%
Mountain	16%
Pacific	16%
Population	Percent
Less than 10,000	10%
10,000 to 24,999	22%
25,000 to 49,999	23%
50,000 to 99,999	22%
100,000 or more	23%

National Benchmark Comparisons

Table 164: Community Characteristics Associated with Education and Economic Prosperity Benchmarks

	Rank	Number of communities in comparison	Comparison to benchmark
Adams County as a place to work	210	295	Lower
Overall quality of business and service establishments in Adams County	152	219	Similar
Shopping opportunities	122	242	Similar
Employment opportunities	114	261	Similar
Educational opportunities	146	166	Much lower
Overall image or reputation of Adams County	240	287	Much lower

Table 165: Services Provided by Adams County Associated with Education and Economic Prosperity Benchmarks

	Rank	Number of communities in comparison	Comparison to benchmark
Economic development (identify and encourage investments by businesses, creating new jobs).	183	235	Lower
Front Range Airport	8	8	Much lower

Table 166: Services Provided by Other Entities Associated with Education and Economic Prosperity Benchmarks

	Rank	Number of communities in comparison	Comparison to benchmark
Public school districts	170	213	Much lower

Table 167: Business Retention in Adams County

	Rank	Number of communities in comparison	Comparison to benchmark
Job Adams County is doing retaining existing businesses and attracting new businesses	2	6	Similar

Table 168: Community Characteristics Associated with High Performing, Fiscally Sustainable Government Benchmarks

	Rank	Number of communities in comparison	Comparison to benchmark
Opportunities to participate in community matters	168	222	Lower

Table 169: Overall Quality and Value of Services Provided by Adams County Benchmarks

	Rank	Number of communities in comparison	Comparison to benchmark
Overall, how would you rate the quality of the services provided by Adams County?	307	368	Lower
Value of services received from Adams County for the taxes paid	239	344	Similar

Table 170: Services Provided by Adams County Associated with High Performing, Fiscally Sustainable Government Benchmarks

	Rank	Number of communities in comparison	Comparison to benchmark
Long range planning (administers and updates the Comprehensive Long Range Plan, coordinates with both local and regional stakeholders in planning for the current and future needs of the county)	10	14	Lower

Table 171: Attitudes toward Adams County Government Benchmarks

	Rank	Number of communities in comparison	Comparison to benchmark
Overall direction that Adams County is taking	164	268	Similar

Table 172: Adams County Government Performance Benchmarks

	Rank	Number of communities in comparison	Comparison to benchmark
Welcoming resident involvement	172	257	Similar
Being responsive to residents	25	47	Similar
Generally acting in the best interest of the community	48	72	Similar
Being honest	61	72	Much lower
Treating residents with fairness and respect	54	72	Lower

Table 173: Contact with Employees Benchmarks

	Rank	Number of communities in comparison	Comparison to benchmark
Had in-person, phone or email contact with an Adams County employee, regardless of department or office, within the last 12 months (including sheriff, receptionists, planners, engineers or any others)	168	262	Similar

Table 174: Adams County Employees Benchmarks

	Rank	Number of communities in comparison	Comparison to benchmark
Employee knowledge	184	195	Lower
Employee responsiveness	183	196	Much lower
Employee courtesy	38	42	Lower
Overall impression of employee	227	303	Similar

Table 175: Overall Quality of Life in Adams County Benchmarks

	Rank	Number of communities in comparison	Comparison to benchmark
The overall quality of life in Adams County	320	384	Much lower

Table 176: Community Characteristics Associated with Quality of life Benchmarks

	Rank	Number of communities in comparison	Comparison to benchmark
Adams County as a place to live	275	326	Much lower
Your neighborhood as a place to live	213	254	Lower
Adams County as a place to raise children	270	318	Much lower
Adams County as a place to retire	232	302	Lower
Sense of personal safety	138	165	Much lower
Sense of community	221	255	Much lower
Openness and acceptance of the community toward people of diverse backgrounds	150	239	Similar
Overall appearance of Adams County	250	302	Much lower
Overall quality of new development in unincorporated Adams County	178	235	Lower
Variety of housing options	148	223	Similar
Opportunities to attend cultural activities	189	245	Lower
Recreational opportunities	169	253	Similar
Opportunities to participate in outdoor recreation or enjoy nature	NA	NA	NA
Drinking water quality	18	19	Much lower

Table 177: Resident Attachment to the Community Benchmarks

	Rank	Number of communities in comparison	Comparison to benchmark
Recommend living in Adams County to someone who asks	165	229	Similar
Remain in Adams County for the next five years	171	227	Similar

Table 178: Community Participation in Activities Associated with Quality of life Benchmarks

	Rank	Number of communities in comparison	Comparison to benchmark
Visited a neighborhood park or Adams County park	101	223	Similar
Used Adams County public libraries or their services	154	195	Lower
Participated in religious or spiritual activities in Adams County	141	170	Much lower
Attended a County-sponsored event	59	68	Much lower
Volunteered your time to some group/activity in Adams County	195	219	Much lower
Participated in a club	170	192	Much lower
Talked to or visited with your immediate neighbors	35	68	Similar
Done a favor for a neighbor	25	66	Similar

Table 179: Services Provided by Other Entities Associated with Quality of life Benchmarks

	Rank	Number of communities in comparison	Comparison to benchmark
Library services	174	283	Similar
Park and recreation services	18	41	Similar

Table 180: Community Characteristics Associated with Safe and Reliable Infrastructure Benchmarks

	Rank	Number of communities in comparison	Comparison to benchmark
Ease of car travel in Adams County	165	245	Similar
Ease of bus travel in Adams County	60	133	Similar
Availability of paths and walking trails	117	245	Similar
Traffic flow on major streets	216	285	Lower

Table 181: Community Participation in Activities Associated with Safe and Reliable Infrastructure Benchmarks

	Rank	Number of communities in comparison	Comparison to benchmark
Used bus, rail or other public transportation instead of driving	30	59	Similar
Carpooled with other adults or children instead of driving alone	55	70	Lower
Walked or biked instead of driving	56	71	Much lower

Table 182: Services Provided by Adams County Associated with Safe and Reliable Infrastructure Benchmarks

	Rank	Number of communities in comparison	Comparison to benchmark
Building permits and inspections	12	14	Lower
Drainage and storm sewer infrastructure (adequate to handle storm events and prevent flooding) in unincorporated Adams County	254	299	Much lower
Snow and ice removal in unincorporated Adams County	226	246	Much lower
Traffic control (street lights, signs, etc.) in unincorporated Adams County	NA	NA	NA

Table 183: Services Provided by Other Entities Associated with Safe and Reliable Infrastructure Benchmarks

	Rank	Number of communities in comparison	Comparison to benchmark
Water and sanitation services	16	26	Similar
Street and drainage maintenance services	155	364	Similar
RTD bus or light rail	7	22	Higher

Table 184: Community Characteristics Associated with Supportive Human Services Benchmarks

	Rank	Number of communities in comparison	Comparison to benchmark
Availability of affordable quality housing	151	250	Similar
Availability of affordable quality child care	175	213	Lower
Availability of affordable quality health care	166	214	Lower

Table 185: Services Provided by Adams County Associated with Supportive Human Services Benchmarks

	Rank	Number of communities in comparison	Comparison to benchmark
Housing assistance services (emergency housing, rental assistance, down payment assistance for first-time home buyers, etc.)	NA	NA	NA
Services provided to financially challenged families, programs like Temporary Assistance to Needy Families (TANF), Military Assistance Program, Food Assistance (SNAP/Food Stamps), etc.	76	153	Similar
Services provided to protect children suspected of being abused or neglected	NA	NA	NA
Services provided to vulnerable adults suspected of being abused or neglected	7	11	Similar

Table 186: Additional Services Provided by Adams County Benchmarks

	Rank	Number of communities in comparison	Comparison to benchmark
Animal Shelter / Adoption Center	155	273	Similar
Enforcement of county codes, ordinances and regulations (building codes, zoning and development regulations, Blight Ordinance enforcement for the removal of junk and weeds, graffiti removal)	230	298	Lower
Sheriff response times	53	58	Much lower
Sheriff services overall	354	362	Much lower
Emergency management (coordinates the efforts in coping with emergencies, disasters and terrorist threats by preparing, responding, recovering and mitigating incidents)	133	235	Similar

Table 187: Additional Services Provided by Other Entities Benchmarks

	Rank	Number of communities in comparison	Comparison to benchmark
Fire services overall	259	299	Lower
Ambulance response times	14	19	Similar
Ambulance services overall	254	287	Lower
Courts	103	139	Lower

Communities included in national comparisons

The communities included in Adams County’s national comparisons are listed on the following pages along with their population according to the 2010 Census.

Adams County Quality of Life Survey Results • 2014

Abilene city, KS	6,844	Brookline CDP, MA.....	58,732
Adams County, CO	441,603	Brookline town, NH.....	4,991
Airway Heights city, WA.....	6,114	Broomfield city, CO	55,889
Albany city, OR	50,158	Brownsburg town, IN	21,285
Albemarle County, VA	98,970	Bryan city, TX.....	76,201
Albert Lea city, MN.....	18,016	Burien city, WA.....	33,313
Algonquin village, IL.....	30,046	Burleson city, TX	36,690
Aliso Viejo city, CA.....	47,823	Cabarrus County, NC	178,011
Altoona city, IA.....	14,541	Cambridge city, MA.....	105,162
Ames city, IA.....	58,965	Canton city, SD.....	3,057
Andover CDP, MA.....	8,762	Cape Coral city, FL.....	154,305
Ankeny city, IA	45,582	Cape Girardeau city, MO	37,941
Ann Arbor city, MI.....	113,934	Carlisle borough, PA	18,682
Annapolis city, MD	38,394	Carlsbad city, CA.....	105,328
Apple Valley town, CA.....	69,135	Cartersville city, GA.....	19,731
Arapahoe County, CO.....	572,003	Cary town, NC.....	135,234
Arkansas City city, AR	366	Casa Grande city, AZ	48,571
Arlington city, TX.....	365,438	Casper city, WY	55,316
Arlington County, VA.....	207,627	Castine town, ME.....	1,366
Arvada city, CO	106,433	Castle Pines North city, CO.....	10,360
Ashland city, OR	20,078	Castle Rock town, CO	48,231
Ashland town, VA	7,225	Cedar Falls city, IA.....	39,260
Aspen city, CO	6,658	Cedar Rapids city, IA.....	126,326
Auburn city, AL	53,380	Centennial city, CO.....	100,377
Auburn city, WA.....	70,180	Centralia city, IL	13,032
Aurora city, CO.....	325,078	Chambersburg borough, PA	20,268
Austin city, TX.....	790,390	Chandler city, AZ.....	236,123
Bainbridge Island city, WA.....	23,025	Chanhassen city, MN.....	22,952
Baltimore city, MD.....	620,961	Chapel Hill town, NC.....	57,233
Baltimore County, MD.....	805,029	Charlotte city, NC	731,424
Battle Creek city, MI.....	52,347	Charlotte County, FL	159,978
Bay City city, MI.....	34,932	Charlottesville city, VA	43,475
Baytown city, TX	71,802	Chesterfield County, VA.....	316,236
Bedford city, TX.....	46,979	Chippewa Falls city, WI	13,661
Bedford town, MA	13,320	Citrus Heights city, CA.....	83,301
Bellevue city, WA.....	122,363	Clackamas County, OR	375,992
Bellingham city, WA	80,885	Clayton city, MO	15,939
Beltrami County, MN.....	44,442	Clearwater city, FL	107,685
Benbrook city, TX	21,234	Clive city, IA.....	15,447
Bend city, OR.....	76,639	Clovis city, CA	95,631
Benicia city, CA.....	26,997	College Park city, MD.....	30,413
Bettendorf city, IA.....	33,217	College Station city, TX.....	93,857
Billings city, MT	104,170	Colleyville city, TX.....	22,807
Blaine city, MN	57,186	Collinsville city, IL.....	25,579
Bloomfield Hills city, MI	3,869	Columbia city, MO.....	108,500
Bloomington city, IL	76,610	Columbus city, WI	4,991
Bloomington city, MN.....	82,893	Commerce City city, CO	45,913
Blue Springs city, MO.....	52,575	Concord city, CA.....	122,067
Boise City city, ID.....	205,671	Concord town, MA.....	17,668
Boonville city, MO.....	8,319	Conyers city, GA	15,195
Boulder city, CO.....	97,385	Cookeville city, TN.....	30,435
Boulder County, CO.....	294,567	Coon Rapids city, MN	61,476
Bowling Green city, KY.....	58,067	Cooper City city, FL	28,547
Brentwood city, TN.....	37,060	Coronado city, CA.....	18,912
Bristol city, TN	26,702	Corvallis city, OR	54,462
Broken Arrow city, OK.....	98,850	Cross Roads town, TX.....	1,563
Brookfield city, WI	37,920	Crystal Lake city, IL.....	40,743

Adams County Quality of Life Survey Results • 2014

Dade City city, FL.....	6,437	Fredericksburg city, VA.....	24,286
Dakota County, MN.....	398,552	Freeport CDP, ME.....	1,485
Dallas city, OR.....	14,583	Freeport city, IL.....	25,638
Dallas city, TX.....	1,197,816	Fremont city, CA.....	214,089
Dardenne Prairie city, MO.....	11,494	Friendswood city, TX.....	35,805
Davenport city, IA.....	99,685	Fruita city, CO.....	12,646
Davidson town, NC.....	10,944	Gahanna city, OH.....	33,248
Decatur city, GA.....	19,335	Gainesville city, FL.....	124,354
Delray Beach city, FL.....	60,522	Gaithersburg city, MD.....	59,933
Denison city, TX.....	22,682	Galveston city, TX.....	47,743
Denver city, CO.....	600,158	Garden City city, KS.....	26,658
Derby city, KS.....	22,158	Gardner city, KS.....	19,123
Des Moines city, IA.....	203,433	Geneva city, NY.....	13,261
Des Peres city, MO.....	8,373	Georgetown city, TX.....	47,400
Destin city, FL.....	12,305	Gilbert town, AZ.....	208,453
Dewey-Humboldt town, AZ.....	3,894	Gillette city, WY.....	29,087
Dorchester County, MD.....	32,618	Globe city, AZ.....	7,532
Dothan city, AL.....	65,496	Golden Valley city, MN.....	20,371
Douglas County, CO.....	285,465	Goodyear city, AZ.....	65,275
Dover city, NH.....	29,987	Grafton village, WI.....	11,459
Dublin city, OH.....	41,751	Grand Blanc city, MI.....	8,276
Duluth city, MN.....	86,265	Grand Island city, NE.....	48,520
Duncanville city, TX.....	38,524	Grass Valley city, CA.....	12,860
Durham city, NC.....	228,330	Greeley city, CO.....	92,889
East Baton Rouge Parish, LA.....	440,171	Green Valley CDP, AZ.....	21,391
East Grand Forks city, MN.....	8,601	Greenwood Village city, CO.....	13,925
East Lansing city, MI.....	48,579	Greer city, SC.....	25,515
Eau Claire city, WI.....	65,883	Guilford County, NC.....	488,406
Eden Prairie city, MN.....	60,797	Gunnison County, CO.....	15,324
Egerton city, KS.....	1,671	Gurnee village, IL.....	31,295
Edina city, MN.....	47,941	Hailey city, ID.....	7,960
Edmonds city, WA.....	39,709	Haines Borough, AK.....	2,508
El Cerrito city, CA.....	23,549	Hallandale Beach city, FL.....	37,113
El Dorado County, CA.....	181,058	Hamilton city, OH.....	62,477
El Paso city, TX.....	649,121	Hampton city, VA.....	137,436
Elk Grove city, CA.....	153,015	Hanover County, VA.....	99,863
Elk River city, MN.....	22,974	Harrisonburg city, VA.....	48,914
Elko New Market city, MN.....	4,110	Harrisonville city, MO.....	10,019
Elmhurst city, IL.....	44,121	Hayward city, CA.....	144,186
Encinitas city, CA.....	59,518	Henderson city, NV.....	257,729
Englewood city, CO.....	30,255	Hermiston city, OR.....	16,745
Erie town, CO.....	18,135	High Point city, NC.....	104,371
Escambia County, FL.....	297,619	Highland Park city, IL.....	29,763
Estes Park town, CO.....	5,858	Highlands Ranch CDP, CO.....	96,713
Fairview town, TX.....	7,248	Hillsborough town, NC.....	6,087
Farmington Hills city, MI.....	79,740	Holden town, MA.....	17,346
Fayetteville city, NC.....	200,564	Holland city, MI.....	33,051
Fishers town, IN.....	76,794	Honolulu County, HI.....	953,207
Flagstaff city, AZ.....	65,870	Hooksett town, NH.....	13,451
Flower Mound town, TX.....	64,669	Hopkins city, MN.....	17,591
Flushing city, MI.....	8,389	Hopkinton town, MA.....	14,925
Forest Grove city, OR.....	21,083	Hoquiam city, WA.....	8,726
Fort Collins city, CO.....	143,986	Houston city, TX.....	2,099,451
Fort Smith city, AR.....	86,209	Hudson city, OH.....	22,262
Fort Worth city, TX.....	741,206	Hudson town, CO.....	2,356
Fountain Hills town, AZ.....	22,489	Hudsonville city, MI.....	7,116
Franklin city, TN.....	62,487	Huntersville town, NC.....	46,773

Adams County Quality of Life Survey Results • 2014

Hurst city, TX	37,337	Lynnwood city, WA	35,836
Hutchinson city, MN.....	14,178	Madison city, WI.....	233,209
Hutto city, TX	14,698	Mankato city, MN.....	39,309
Hyattsville city, MD.....	17,557	Maple Grove city, MN	61,567
Indian Trail town, NC.....	33,518	Maple Valley city, WA.....	22,684
Indianola city, IA.....	14,782	Maricopa County, AZ.....	3,817,117
Iowa City city, IA.....	67,862	Marin County, CA	252,409
Jackson County, MI.....	160,248	Maryland Heights city, MO	27,472
James City County, VA.....	67,009	Matthews town, NC.....	27,198
Jefferson City city, MO	43,079	McAllen city, TX	129,877
Jefferson County, CO	534,543	McDonough city, GA	22,084
Jefferson County, NY.....	116,229	McKinney city, TX.....	131,117
Jerome city, ID.....	10,890	McMinnville city, OR	32,187
Johnson City city, TN	63,152	Mecklenburg County, NC.....	919,628
Johnson County, KS.....	544,179	Medford city, OR	74,907
Johnston city, IA	17,278	Menlo Park city, CA.....	32,026
Jupiter town, FL.....	55,156	Mercer Island city, WA	22,699
Kalamazoo city, MI.....	74,262	Meridian charter township, MI.....	39,688
Kansas City city, KS	145,786	Meridian city, ID	75,092
Kansas City city, MO	459,787	Merriam city, KS	11,003
Keizer city, OR	36,478	Merrill city, WI	9,661
Kenmore city, WA.....	20,460	Mesa city, AZ	439,041
Kennedale city, TX	6,763	Mesa County, CO	146,723
Kennett Square borough, PA.....	6,072	Miami Beach city, FL	87,779
Kirkland city, WA	48,787	Miami city, FL	399,457
La Mesa city, CA.....	57,065	Midland city, MI.....	41,863
La Plata town, MD.....	8,753	Milford city, DE.....	9,559
La Porte city, TX	33,800	Milton city, GA	32,661
La Vista city, NE	15,758	Minneapolis city, MN	382,578
Lafayette city, CO	24,453	Mission Viejo city, CA.....	93,305
Laguna Beach city, CA	22,723	Modesto city, CA	201,165
Laguna Hills city, CA.....	30,344	Monterey city, CA	27,810
Laguna Niguel city, CA.....	62,979	Montgomery County, MD.....	971,777
Lake Oswego city, OR	36,619	Montgomery County, VA	94,392
Lake Zurich village, IL.....	19,631	Montpelier city, VT	7,855
Lakeville city, MN.....	55,954	Monument town, CO.....	5,530
Lakewood city, CO.....	142,980	Mooresville town, NC.....	32,711
Lane County, OR	351,715	Morristown city, TN	29,137
Larimer County, CO.....	299,630	Moscow city, ID	23,800
Las Cruces city, NM	97,618	Mountain Village town, CO	1,320
Las Vegas city, NV.....	583,756	Mountlake Terrace city, WA.....	19,909
Lawrence city, KS.....	87,643	Munster town, IN	23,603
League City city, TX.....	83,560	Muscatine city, IA.....	22,886
Lee County, FL.....	618,754	Naperville city, IL.....	141,853
Lee's Summit city, MO.....	91,364	Needham CDP, MA	28,886
Lewis County, NY.....	27,087	New Braunfels city, TX.....	57,740
Lewiston city, ME	36,592	New Brighton city, MN	21,456
Lincoln city, NE.....	258,379	New Hanover County, NC	202,667
Lindsborg city, KS	3,458	New Orleans city, LA	343,829
Littleton city, CO.....	41,737	Newberg city, OR.....	22,068
Livermore city, CA	80,968	Newport Beach city, CA	85,186
Lone Tree city, CO	10,218	Newport city, RI.....	24,672
Longmont city, CO.....	86,270	Newport News city, VA.....	180,719
Longview city, TX.....	80,455	Newton city, IA	15,254
Los Alamos County, NM.....	17,950	Noblesville city, IN.....	51,969
Louisville city, CO	18,376	Nogales city, AZ.....	20,837
Lynchburg city, VA.....	75,568	Norfolk city, VA.....	242,803

Adams County Quality of Life Survey Results • 2014

Norman city, OK.....	110,925	Purcellville town, VA.....	7,727
North Las Vegas city, NV.....	216,961	Queen Creek town, AZ.....	26,361
Northglenn city, CO.....	35,789	Radford city, VA.....	16,408
Novato city, CA.....	51,904	Radnor township, PA.....	31,531
Novi city, MI.....	55,224	Ramsey city, MN.....	23,668
O'Fallon city, IL.....	28,281	Rapid City city, SD.....	67,956
O'Fallon city, MO.....	79,329	Raymore city, MO.....	19,206
Oak Park village, IL.....	51,878	Redmond city, WA.....	54,144
Oakland Park city, FL.....	41,363	Rehoboth Beach city, DE.....	1,327
Oakley city, CA.....	35,432	Reno city, NV.....	225,221
Ogdensburg city, NY.....	11,128	Reston CDP, VA.....	58,404
Oklahoma City city, OK.....	579,999	Richmond city, CA.....	103,701
Olathe city, KS.....	125,872	Richmond Heights city, MO.....	8,603
Old Town city, ME.....	7,840	Rifle city, CO.....	9,172
Olmsted County, MN.....	144,248	River Falls city, WI.....	15,000
Orland Park village, IL.....	56,767	Riverdale city, UT.....	8,426
Oshkosh city, WI.....	66,083	Riverside city, CA.....	303,871
Otsego County, MI.....	24,164	Riverside city, MO.....	2,937
Oviedo city, FL.....	33,342	Rochester city, MI.....	12,711
Paducah city, KY.....	25,024	Rochester Hills city, MI.....	70,995
Palm Coast city, FL.....	75,180	Rock Hill city, SC.....	66,154
Palm Springs city, CA.....	44,552	Rockford city, IL.....	152,871
Palo Alto city, CA.....	64,403	Rockville city, MD.....	61,209
Panama City city, FL.....	36,484	Rogers city, MN.....	8,597
Papillion city, NE.....	18,894	Rolla city, MO.....	19,559
Park City city, UT.....	7,558	Roswell city, GA.....	88,346
Parker town, CO.....	45,297	Round Rock city, TX.....	99,887
Parkland city, FL.....	23,962	Royal Oak city, MI.....	57,236
Pasadena city, CA.....	137,122	Saco city, ME.....	18,482
Pasco city, WA.....	59,781	Sahuarita town, AZ.....	25,259
Pasco County, FL.....	464,697	Salida city, CO.....	5,236
Peachtree City city, GA.....	34,364	Salt Lake City city, UT.....	186,440
Pearland city, TX.....	91,252	Sammamish city, WA.....	45,780
Peoria city, AZ.....	154,065	San Anselmo town, CA.....	12,336
Peoria city, IL.....	115,007	San Antonio city, TX.....	1,327,407
Peoria County, IL.....	186,494	San Carlos city, CA.....	28,406
Peters township, PA.....	21,213	San Diego city, CA.....	1,307,402
Petoskey city, MI.....	5,670	San Francisco city, CA.....	805,235
Pflugerville city, TX.....	46,936	San Jose city, CA.....	945,942
Phoenix city, AZ.....	1,445,632	San Juan County, NM.....	130,044
Pinal County, AZ.....	375,770	San Marcos city, TX.....	44,894
Pinehurst village, NC.....	13,124	San Rafael city, CA.....	57,713
Piqua city, OH.....	20,522	Sandy Springs city, GA.....	93,853
Pitkin County, CO.....	17,148	Sanford city, FL.....	53,570
Platte City city, MO.....	4,691	Sangamon County, IL.....	197,465
Plymouth city, MN.....	70,576	Santa Clarita city, CA.....	176,320
Pocatello city, ID.....	54,255	Santa Fe County, NM.....	144,170
Polk County, IA.....	430,640	Santa Monica city, CA.....	89,736
Port Huron city, MI.....	30,184	Sarasota County, FL.....	379,448
Port Orange city, FL.....	56,048	Savage city, MN.....	26,911
Port St. Lucie city, FL.....	164,603	Savannah city, GA.....	136,286
Portland city, OR.....	583,776	Scarborough CDP, ME.....	4,403
Post Falls city, ID.....	27,574	Schaumburg village, IL.....	74,227
Prince William County, VA.....	402,002	Scott County, MN.....	129,928
Prior Lake city, MN.....	22,796	Scottsdale city, AZ.....	217,385
Provo city, UT.....	112,488	Seaside city, CA.....	33,025
Pueblo city, CO.....	106,595	SeaTac city, WA.....	26,909

Adams County Quality of Life Survey Results • 2014

Sevierville city, TN.....	14,807	Walnut Creek city, CA.....	64,173
Sheboygan city, WI.....	49,288	Washington County, MN.....	238,136
Shoreview city, MN.....	25,043	Washoe County, NV.....	421,407
Shorewood city, MN.....	7,307	Watauga city, TX.....	23,497
Shorewood village, WI.....	13,162	Wauwatosa city, WI.....	46,396
Sioux Falls city, SD.....	153,888	Waverly city, IA.....	9,874
Skokie village, IL.....	64,784	Weddington town, NC.....	9,459
Snellville city, GA.....	18,242	Wentzville city, MO.....	29,070
South Kingstown town, RI.....	30,639	West Carrollton city, OH.....	13,143
South Lake Tahoe city, CA.....	21,403	West Chester borough, PA.....	18,461
South Portland city, ME.....	25,002	West Des Moines city, IA.....	56,609
Southborough town, MA.....	9,767	West Richland city, WA.....	11,811
Southlake city, TX.....	26,575	Westerville city, OH.....	36,120
Sparks city, NV.....	90,264	Westlake town, TX.....	992
Spokane Valley city, WA.....	89,755	Westminster city, CO.....	106,114
Spring Hill city, KS.....	5,437	Weston town, MA.....	11,261
Springboro city, OH.....	17,409	Wheat Ridge city, CO.....	30,166
Springfield city, MO.....	159,498	White House city, TN.....	10,255
Springfield city, OR.....	59,403	Whitewater township, MI.....	2,597
Springville city, UT.....	29,466	Wichita city, KS.....	382,368
St. Charles city, IL.....	32,974	Williamsburg city, VA.....	14,068
St. Cloud city, FL.....	35,183	Wilmington city, NC.....	106,476
St. Cloud city, MN.....	65,842	Wilsonville city, OR.....	19,509
St. Joseph city, MO.....	76,780	Winchester city, VA.....	26,203
St. Louis County, MN.....	200,226	Windsor town, CO.....	18,644
St. Louis Park city, MN.....	45,250	Windsor town, CT.....	29,044
Stallings town, NC.....	13,831	Winston-Salem city, NC.....	229,617
State College borough, PA.....	42,034	Winter Garden city, FL.....	34,568
Sterling Heights city, MI.....	129,699	Woodland city, CA.....	55,468
Sugar Grove village, IL.....	8,997	Woodland city, WA.....	5,509
Sugar Land city, TX.....	78,817	Wrentham town, MA.....	10,955
Summit city, NJ.....	21,457	Wyandotte city, MI.....	25,883
Summit County, UT.....	36,324	Yakima city, WA.....	91,067
Sunnyvale city, CA.....	140,081	York County, VA.....	65,464
Surprise city, AZ.....	117,517	Yuma city, AZ.....	93,064
Suwanee city, GA.....	15,355		
Tacoma city, WA.....	198,397		
Takoma Park city, MD.....	16,715		
Tamarac city, FL.....	60,427		
Temecula city, CA.....	100,097		
Temple city, TX.....	66,102		
The Woodlands CDP, TX.....	93,847		
Thornton city, CO.....	118,772		
Thousand Oaks city, CA.....	126,683		
Tualatin city, OR.....	26,054		
Tulsa city, OK.....	391,906		
Twin Falls city, ID.....	44,125		
Tyler city, TX.....	96,900		
Umatilla city, OR.....	6,906		
Upper Arlington city, OH.....	33,771		
Urbandale city, IA.....	39,463		
Vail town, CO.....	5,305		
Vancouver city, WA.....	161,791		
Ventura CCD, CA.....	111,889		
Vestavia Hills city, AL.....	34,033		
Virginia Beach city, VA.....	437,994		
Wake Forest town, NC.....	30,117		

Colorado Benchmark Comparisons

Table 188: Community Characteristics Associated with Education and Economic Prosperity Benchmarks

	Rank	Number of communities in comparison	Comparison to benchmark
Adams County as a place to work	24	32	Lower
Overall quality of business and service establishments in Adams County	10	17	Similar
Shopping opportunities	14	24	Similar
Employment opportunities	16	28	Similar
Educational opportunities	10	13	Lower
Overall image or reputation of Adams County	25	28	Much lower

Table 189: Services Provided by Adams County Associated with Education and Economic Prosperity Benchmarks

	Rank	Number of communities in comparison	Comparison to benchmark
Economic development (identify and encourage investments by businesses, creating new jobs).	12	16	Lower
Front Range Airport	NA	NA	NA

Table 190: Services Provided by Other Entities Associated with Education and Economic Prosperity Benchmarks

	Rank	Number of communities in comparison	Comparison to benchmark
Public school districts	12	15	Much lower

Table 191: Business Retention in Adams County

	Rank	Number of communities in comparison	Comparison to benchmark
Job Adams County is doing retaining existing businesses and attracting new businesses	2	5	Higher

Table 192: Community Characteristics Associated with High Performing, Fiscally Sustainable Government Benchmarks

	Rank	Number of communities in comparison	Comparison to benchmark
Opportunities to participate in community matters	14	16	Lower

Table 193: Overall Quality and Value of Services Provided by Adams County Benchmarks

	Rank	Number of communities in comparison	Comparison to benchmark
Overall, how would you rate the quality of the services provided by Adams County?	29	34	Lower
Value of services received from Adams County for the taxes paid	21	26	Lower

Table 194: Attitudes toward Adams County Government Benchmarks

	Rank	Number of communities in comparison	Comparison to benchmark
Overall direction that Adams County is taking	20	29	Similar

Table 195: Adams County Government Performance Benchmarks

	Rank	Number of communities in comparison	Comparison to benchmark
Welcoming resident involvement	19	26	Lower
Being responsive to residents	4	8	Similar
Generally acting in the best interest of the community	6	6	Similar
Being honest	6	6	Much lower
Treating residents with fairness and respect	6	6	Lower

Table 196: Contact with Employees Benchmarks

	Rank	Number of communities in comparison	Comparison to benchmark
Had in-person, phone or email contact with an Adams County employee, regardless of department or office, within the last 12 months (including sheriff, receptionists, planners, engineers or any others)	14	22	Similar

Table 197: Adams County Employees Benchmarks

	Rank	Number of communities in comparison	Comparison to benchmark
Employee knowledge	21	23	Lower
Employee responsiveness	19	20	Much lower
Employee courtesy	8	8	Much lower
Overall impression of employee	24	32	Lower

Table 198: Overall Quality of Life in Adams County Benchmarks

	Rank	Number of communities in comparison	Comparison to benchmark
The overall quality of life in Adams County	34	38	Much lower

Table 199: Community Characteristics Associated with Quality of life Benchmarks

	Rank	Number of communities in comparison	Comparison to benchmark
Adams County as a place to live	29	32	Much lower
Your neighborhood as a place to live	25	27	Much lower
Adams County as a place to raise children	26	29	Much lower
Adams County as a place to retire	28	31	Lower
Sense of personal safety	13	16	Much lower
Sense of community	25	27	Much lower
Openness and acceptance of the community toward people of diverse backgrounds	19	21	Similar

	Rank	Number of communities in comparison	Comparison to benchmark
Overall appearance of Adams County	22	25	Much lower
Overall quality of new development in unincorporated Adams County	16	19	Lower
Variety of housing options	14	19	Similar
Opportunities to attend cultural activities	17	21	Much lower
Recreational opportunities	20	25	Much lower
Opportunities to participate in outdoor recreation or enjoy nature	NA	NA	NA
Drinking water quality	8	8	Much lower

Table 200: Resident Attachment to the Community Benchmarks

	Rank	Number of communities in comparison	Comparison to benchmark
Recommend living in Adams County to someone who asks	14	18	Similar
Remain in Adams County for the next five years	15	18	Lower

Table 201: Community Participation in Activities Associated with Quality of life Benchmarks

	Rank	Number of communities in comparison	Comparison to benchmark
Visited a neighborhood park or Adams County park	13	16	Similar
Used Adams County public libraries or their services	10	13	Much lower
Participated in religious or spiritual activities in Adams County	5	7	Similar
Attended a County-sponsored event	3	5	Much lower
Volunteered your time to some group/activity in Adams County	12	13	Much lower
Participated in a club	6	8	Lower
Talked to or visited with your immediate neighbors	NA	NA	NA
Done a favor for a neighbor	NA	NA	NA

Table 202: Services Provided by Other Entities Associated with Quality of life Benchmarks

	Rank	Number of communities in comparison	Comparison to benchmark
Library services	12	20	Similar
Park and recreation services	NA	NA	NA

Table 203: Community Characteristics Associated with Safe and Reliable Infrastructure Benchmarks

	Rank	Number of communities in comparison	Comparison to benchmark
Ease of car travel in Adams County	20	25	Lower
Ease of bus travel in Adams County	10	16	Similar
Availability of paths and walking trails	17	20	Lower
Traffic flow on major streets	19	21	Much lower

Table 204: Community Participation in Activities Associated with Safe and Reliable Infrastructure Benchmarks

	Rank	Number of communities in comparison	Comparison to benchmark
Used bus, rail or other public transportation instead of driving	5	5	Much lower
Carpooled with other adults or children instead of driving alone	6	6	Much lower
Walked or biked instead of driving	5	6	Much lower

Table 205: Services Provided by Adams County Associated with Safe and Reliable Infrastructure Benchmarks

	Rank	Number of communities in comparison	Comparison to benchmark
Building permits and inspections	6	6	Lower
Drainage and storm sewer infrastructure (adequate to handle storm events and prevent flooding) in unincorporated Adams County	22	23	Much lower
Snow and ice removal in unincorporated Adams County	33	34	Much lower
Traffic control (street lights, signs, etc.) in unincorporated Adams County	NA	NA	NA

Table 206: Services Provided by Other Entities Associated with Safe and Reliable Infrastructure Benchmarks

	Rank	Number of communities in comparison	Comparison to benchmark
Water and sanitation services	NA	NA	NA
Street and drainage maintenance services	14	32	Similar
RTD bus or light rail	NA	NA	NA

Table 207: Community Characteristics Associated with Supportive Human Services Benchmarks

	Rank	Number of communities in comparison	Comparison to benchmark
Availability of affordable quality housing	14	19	Similar
Availability of affordable quality child care	16	19	Lower
Availability of affordable quality health care	15	18	Much lower

Table 208: Services Provided by Adams County Associated with Supportive Human Services Benchmarks

	Rank	Number of communities in comparison	Comparison to benchmark
Housing assistance services (emergency housing, rental assistance, down payment assistance for first-time home buyers, etc.)	NA	NA	NA
Services provided to financially challenged families, programs like Temporary Assistance to Needy Families (TANF), Military Assistance Program, Food Assistance (SNAP/Food Stamps), etc.	8	12	Similar

	Rank	Number of communities in comparison	Comparison to benchmark
Services provided to protect children suspected of being abused or neglected	NA	NA	NA
Services provided to vulnerable adults suspected of being abused or neglected	4	5	Similar

Table 209: Additional Services Provided by Adams County Benchmarks

	Rank	Number of communities in comparison	Comparison to benchmark
Animal Shelter / Adoption Center	15	28	Similar
Enforcement of county codes, ordinances and regulations (building codes, zoning and development regulations, Blight Ordinance enforcement for the removal of junk and weeds, graffiti removal)	27	29	Lower
Sheriff response times	5	6	Lower
Sheriff services overall	31	31	Much lower
Emergency management (coordinates the efforts in coping with emergencies, disasters and terrorist threats by preparing, responding, recovering and mitigating incidents)	10	19	Similar

Table 210: Additional Services Provided by Other Entities Benchmarks

	Rank	Number of communities in comparison	Comparison to benchmark
Fire services overall	14	16	Similar
Ambulance response times	NA	NA	NA
Ambulance services overall	14	16	Similar
Courts	19	22	Similar

Communities included in Colorado comparisons

The communities included in Adams County’s comparisons are listed on the following pages along with their population according to the 2010 Census.

Adams County, CO	441,603	Fruita city, CO	12,646
Arapahoe County, CO	572,003	Greeley city, CO	92,889
Arvada city, CO	106,433	Greenwood Village city, CO	13,925
Aspen city, CO	6,658	Gunnison County, CO	15,324
Aurora city, CO	325,078	Highlands Ranch CDP, CO	96,713
Boulder city, CO	97,385	Hudson town, CO	2,356
Boulder County, CO	294,567	Jefferson County, CO	534,543
Broomfield city, CO	55,889	Lafayette city, CO	24,453
Castle Pines North city, CO	10,360	Lakewood city, CO	142,980
Castle Rock town, CO	48,231	Larimer County, CO	299,630
Centennial city, CO	100,377	Littleton city, CO	41,737
Commerce City city, CO	45,913	Lone Tree city, CO	10,218
Denver city, CO	600,158	Longmont city, CO	86,270
Douglas County, CO	285,465	Louisville city, CO	18,376
Englewood city, CO	30,255	Mesa County, CO	146,723
Erie town, CO	18,135	Monument town, CO	5,530
Estes Park town, CO	5,858	Mountain Village town, CO	1,320
Fort Collins city, CO	143,986	Northglenn city, CO	35,789

Adams County Quality of Life Survey Results • 2014

Parker town, CO	45,297
Pitkin County, CO	17,148
Pueblo city, CO	106,595
Rifle city, CO	9,172
Salida city, CO	5,236
Thornton city, CO.....	118,772
Vail town, CO	5,305
Westminster city, CO.....	106,114
Wheat Ridge city, CO	30,166
Windsor town, CO.....	18,644

DRCOG Benchmark Comparisons

Table 211: Community Characteristics Associated with Education and Economic Prosperity Benchmarks

	Rank	Number of communities in comparison	Comparison to benchmark
Adams County as a place to work	6	6	Much lower
Overall quality of business and service establishments in Adams County	NA	NA	NA
Shopping opportunities	NA	NA	NA
Employment opportunities	5	5	Similar
Educational opportunities	NA	NA	NA
Overall image or reputation of Adams County	5	5	Much lower

Table 212: Overall Quality and Value of Services Provided by Adams County Benchmarks

	Rank	Number of communities in comparison	Comparison to benchmark
Overall, how would you rate the quality of the services provided by Adams County?	5	6	Lower
Value of services received from Adams County for the taxes paid	5	5	Lower

Table 213: Attitudes toward Adams County Government Benchmarks

	Rank	Number of communities in comparison	Comparison to benchmark
Overall direction that Adams County is taking	4	6	Similar

Table 214: Adams County Government Performance Benchmarks

	Rank	Number of communities in comparison	Comparison to benchmark
Welcoming resident involvement	3	6	Similar
Being responsive to residents	NA	NA	NA
Generally acting in the best interest of the community	NA	NA	NA
Being honest	NA	NA	NA
Treating residents with fairness and respect	NA	NA	NA

Table 215: Adams County Employees Benchmarks

	Rank	Number of communities in comparison	Comparison to benchmark
Employee knowledge	NA	NA	NA
Employee responsiveness	NA	NA	NA
Employee courtesy	NA	NA	NA
Overall impression of employee	5	6	Similar

Table 216: Overall Quality of Life in Adams County Benchmarks

	Rank	Number of communities in comparison	Comparison to benchmark
The overall quality of life in Adams County	5	5	Much lower

Table 217: Community Characteristics Associated with Quality of life Benchmarks

	Rank	Number of communities in comparison	Comparison to benchmark
Adams County as a place to live	6	6	Much lower
Your neighborhood as a place to live	6	6	Much lower
Adams County as a place to raise children	6	6	Much lower
Adams County as a place to retire	6	6	Lower
Sense of personal safety	NA	NA	NA
Sense of community	5	5	Lower
Openness and acceptance of the community toward people of diverse backgrounds	5	5	Similar
Overall appearance of Adams County	5	5	Much lower
Overall quality of new development in unincorporated Adams County	NA	NA	NA
Variety of housing options	NA	NA	NA
Opportunities to attend cultural activities	NA	NA	NA
Recreational opportunities	NA	NA	NA
Opportunities to participate in outdoor recreation or enjoy nature	NA	NA	NA
Drinking water quality	NA	NA	NA

Table 218: Resident Attachment to the Community Benchmarks

	Rank	Number of communities in comparison	Comparison to benchmark
Recommend living in Adams County to someone who asks	5	5	Lower
Remain in Adams County for the next five years	5	5	Lower

Table 219: Community Characteristics Associated with Safe and Reliable Infrastructure Benchmarks

	Rank	Number of communities in comparison	Comparison to benchmark
Ease of car travel in Adams County	4	6	Similar
Ease of bus travel in Adams County	NA	NA	NA
Availability of paths and walking trails	NA	NA	NA
Traffic flow on major streets	NA	NA	NA

Table 220: Services Provided by Adams County Associated with Safe and Reliable Infrastructure Benchmarks

	Rank	Number of communities in comparison	Comparison to benchmark
Building permits and inspections	NA	NA	NA
Drainage and storm sewer infrastructure (adequate to handle storm events and prevent flooding) in unincorporated Adams County	5	5	Much lower
Snow and ice removal in unincorporated Adams County	5	5	Much lower
Traffic control (street lights, signs, etc.) in unincorporated Adams County	NA	NA	NA

Table 221: Community Characteristics Associated with Supportive Human Services Benchmarks

	Rank	Number of communities in comparison	Comparison to benchmark
Availability of affordable quality housing	3	5	Similar
Availability of affordable quality child care	NA	NA	NA
Availability of affordable quality health care	NA	NA	NA

Table 222: Additional Services Provided by Adams County Benchmarks

	Rank	Number of communities in comparison	Comparison to benchmark
Animal Shelter / Adoption Center	4	5	Similar
Enforcement of county codes, ordinances and regulations (building codes, zoning and development regulations, Blight Ordinance enforcement for the removal of junk and weeds, graffiti removal)	5	5	Lower
Sheriff response times	NA	NA	NA
Sheriff services overall	6	6	Much lower
Emergency management (coordinates the efforts in coping with emergencies, disasters and terrorist threats by preparing, responding, recovering and mitigating incidents)	2	5	Similar

Communities included in DRCOG comparisons

The communities included in Adams County’s DRCOG comparisons are listed below along with their population according to the 2010 Census.

Adams County, CO	441,603
Arapahoe County, CO.....	572,003
Boulder County, CO.....	294,567
Broomfield city, CO	55,889
Denver city, CO.....	600,158
Jefferson County, CO	534,543

Adams County Municipalities Benchmark Comparisons

Table 223: Community Characteristics Associated with Education and Economic Prosperity Benchmarks

	Rank	Number of communities in comparison	Comparison to benchmark
Adams County as a place to work	6	7	Similar
Overall quality of business and service establishments in Adams County	NA	NA	NA
Shopping opportunities	5	6	Similar
Employment opportunities	5	8	Similar
Educational opportunities	NA	NA	NA
Overall image or reputation of Adams County	4	6	Similar

Table 224: Services Provided by Adams County Associated with Education and Economic Prosperity Benchmarks

	Rank	Number of communities in comparison	Comparison to benchmark
Economic development (identify and encourage investments by businesses, creating new jobs).	5	6	Lower
Front Range Airport	NA	NA	NA

Table 225: Services Provided by Other Entities Associated with Education and Economic Prosperity Benchmarks

	Rank	Number of communities in comparison	Comparison to benchmark
Public school districts	3	5	Similar

Table 226: Overall Quality and Value of Services Provided by Adams County Benchmarks

	Rank	Number of communities in comparison	Comparison to benchmark
Overall, how would you rate the quality of the services provided by Adams County?	5	6	Similar
Value of services received from Adams County for the taxes paid	5	7	Similar

Table 227: Attitudes toward Adams County Government Benchmarks

	Rank	Number of communities in comparison	Comparison to benchmark
Overall direction that Adams County is taking	4	6	Similar

Table 228: Adams County Government Performance Benchmarks

	Rank	Number of communities in comparison	Comparison to benchmark
Welcoming resident involvement	5	6	Similar
Being responsive to residents	NA	NA	NA
Generally acting in the best interest of the community	NA	NA	NA
Being honest	NA	NA	NA
Treating residents with fairness and respect	NA	NA	NA

Table 229: Contact with Employees Benchmarks

	Rank	Number of communities in comparison	Comparison to benchmark
Had in-person, phone or email contact with an Adams County employee, regardless of department or office, within the last 12 months (including sheriff, receptionists, planners, engineers or any others)	4	6	Similar

Table 230: Adams County Employees Benchmarks

	Rank	Number of communities in comparison	Comparison to benchmark
Employee knowledge	5	6	Similar
Employee responsiveness	NA	NA	NA
Employee courtesy	NA	NA	NA
Overall impression of employee	5	8	Similar

Table 231: Overall Quality of Life in Adams County Benchmarks

	Rank	Number of communities in comparison	Comparison to benchmark
The overall quality of life in Adams County	6	8	Lower

Table 232: Community Characteristics Associated with Quality of life Benchmarks

	Rank	Number of communities in comparison	Comparison to benchmark
Adams County as a place to live	6	7	Lower
Your neighborhood as a place to live	5	5	Similar
Adams County as a place to raise children	6	7	Lower
Adams County as a place to retire	5	7	Similar
Sense of personal safety	3	5	Similar
Sense of community	6	7	Lower
Openness and acceptance of the community toward people of diverse backgrounds	5	5	Similar
Overall appearance of Adams County	NA	NA	NA
Overall quality of new development in unincorporated Adams County	NA	NA	NA
Variety of housing options	NA	NA	NA
Opportunities to attend cultural activities	5	5	Much lower
Recreational opportunities	4	7	Similar

	Rank	Number of communities in comparison	Comparison to benchmark
Opportunities to participate in outdoor recreation or enjoy nature	NA	NA	NA
Drinking water quality	NA	NA	NA

Table 233: Resident Attachment to the Community Benchmarks

	Rank	Number of communities in comparison	Comparison to benchmark
Recommend living in Adams County to someone who asks	3	5	Similar
Remain in Adams County for the next five years	3	5	Lower

Table 234: Services Provided by Other Entities Associated with Quality of life Benchmarks

	Rank	Number of communities in comparison	Comparison to benchmark
Library services	2	6	Similar
Park and recreation services	NA	NA	NA

Table 235: Community Characteristics Associated with Safe and Reliable Infrastructure Benchmarks

	Rank	Number of communities in comparison	Comparison to benchmark
Ease of car travel in Adams County	4	6	Similar
Ease of bus travel in Adams County	NA	NA	NA
Availability of paths and walking trails	4	5	Similar
Traffic flow on major streets	NA	NA	NA

Table 236: Services Provided by Adams County Associated with Safe and Reliable Infrastructure Benchmarks

	Rank	Number of communities in comparison	Comparison to benchmark
Building permits and inspections	NA	NA	NA
Drainage and storm sewer infrastructure (adequate to handle storm events and prevent flooding) in unincorporated Adams County	5	5	Much lower
Snow and ice removal in unincorporated Adams County	6	7	Lower
Traffic control (street lights, signs, etc.) in unincorporated Adams County	NA	NA	NA

Table 237: Services Provided by Other Entities Associated with Safe and Reliable Infrastructure Benchmarks

	Rank	Number of communities in comparison	Comparison to benchmark
Water and sanitation services	NA	NA	NA
Street and drainage maintenance services	3	7	Similar
RTD bus or light rail	NA	NA	NA

Table 238: Community Characteristics Associated with Supportive Human Services Benchmarks

	Rank	Number of communities in comparison	Comparison to benchmark
Availability of affordable quality housing	4	5	Similar
Availability of affordable quality child care	NA	NA	NA
Availability of affordable quality health care	5	5	Lower

Table 239: Additional Services Provided by Adams County Benchmarks

	Rank	Number of communities in comparison	Comparison to benchmark
Animal Shelter / Adoption Center	3	6	Similar
Enforcement of county codes, ordinances and regulations (building codes, zoning and development regulations, Blight Ordinance enforcement for the removal of junk and weeds, graffiti removal)	7	7	Lower
Sheriff response times	NA	NA	NA
Sheriff services overall	5	5	Much lower
Emergency management (coordinates the efforts in coping with emergencies, disasters and terrorist threats by preparing, responding, recovering and mitigating incidents)	2	5	Similar

Table 240: Additional Services Provided by Other Entities Benchmarks

	Rank	Number of communities in comparison	Comparison to benchmark
Fire services overall	4	5	Similar
Ambulance response times	NA	NA	NA
Ambulance services overall	5	5	Similar
Courts	5	5	Similar

Communities included in Adams County municipalities comparisons

The communities included in Adams County’s municipalities comparisons are listed below along with their population according to the 2010 Census.

Adams County, CO	441,603
Arvada city, CO	106,433
Aurora city, CO.....	325,078
Commerce City city, CO.....	45,913
Denver city, CO.....	600,158
Northglenn city, CO	35,789
Thornton city, CO.....	118,772
Westminster city, CO.....	106,114

Appendix F: Survey Methodology

Developing the Questionnaire

The purpose of the Adams County Quality of Life survey was to continue a trend line of residents' levels of satisfaction with services provided by the County, to give residents an opportunity to provide input to the County on areas of strength and opportunities for improvement, and to communicate priorities for planning purposes and resource allocation. The County anticipates using the results of the survey in a variety of ways including performance based budgeting, the County Report Card project for performance management, the formulation of department goals, the County Comprehensive Plan and other County plans, initiatives and programs.

The questionnaire used for the 2014 Adams County Quality of Life Survey was developed through an iterative process with members of the Board of County Commissioners, other elected officials, appointed officials and department directors, in conjunction with NRC staff, using the 2012 survey as the starting point. Through an iterative process, the final six-page questionnaire was approved at a Board of County Commissioners study session. A copy of the questionnaire can be found in *Appendix G: Survey Materials*.

Selecting Survey Recipients

“Sampling” refers to the method by which survey recipients are chosen. The “sample” refers to all those who were given a chance to participate in the survey. Ideally, the chosen survey recipients should be representative of all eligible survey recipients. Randomly selecting survey recipients ensures that this will occur. Selecting survey recipients in this way is part of what makes this type of survey process a scientific one.

Six thousand households in Adams County were randomly selected to receive the survey. About 80% of the county's population lives within the boundaries of incorporated towns or cities from which they also receive local government services, while only 20% resides in the unincorporated part of the county. In order to ensure that a sufficient number of responses came from each of these areas of the county, the 6,000 households were divided among the incorporated and unincorporated portions (4,000 households in incorporated areas and 2,000 in unincorporated areas).

A list of addresses based on the United States Postal Service delivery sequence file was used for this selection. The addresses were geocoded (mapped to a specific latitude and longitude) and compared to the Adams County boundaries. Addresses identified as being outside Adams County were excluded. Those within the county were identified as being within the boundaries of an incorporated municipality or within the unincorporated area of the county. Selected households were identified as being in unincorporated versus incorporated areas of the county as well as whether the household was north/east of 470 or south/west of 470 so that results could be broken down by geographic area of residence.

Systematic sampling is a procedure whereby a complete list of all possible addresses is culled, selecting every Nth one until the appropriate number of households is sampled. This procedure was used to select the 4,000 households from within the incorporated area and the 2,000 households from within the unincorporated area.

An individual within each household was selected using the birthday method. (The birthday method selects a person within the household by asking the “person whose birthday has most recently passed” to complete the questionnaire. The underlying assumption in this method is that day of birth has no relationship to the way people respond to surveys.)

Administering the Survey

The database of selected household addresses was processed for certification and verification, using use CASS™/NCOA software that relies on the USPS National Directory information to verify and standardize the address elements and assign each a complete, nine-digit zip code where possible.

Each of these survey recipients were contacted by mail a total of three times in September/October 2014. The first mailing was a prenotification postcard announcing the upcoming survey. About a week after the prenotification postcard was sent the first wave of the survey was sent. This packet included the questionnaire with a cover letter signed by the Chair of the Board of County Commissioners on behalf of all the elected officials, appointed officials, and department directors of Adams County. Included in the packet was a postage-paid return envelope. A week later a second survey was mailed, with instructions to recycle the survey if they had already responded to the first survey. A copy of the survey materials can be found in *Appendix G: Survey Materials*.

The cover letter included a paragraph translated into Spanish explaining the purpose of the packet, and encouraging recipients to find a friend or family member that speaks Spanish to help them complete the survey, to complete the survey online, or to call the County to be mailed a hard copy of the questionnaire in Spanish. The English portion of the cover letter also included a URL where recipients could go to complete the survey online instead of the completing the hard copy survey, if they so desired.

Of the 6,000 addresses selected to receive the survey, 217 were identified by the post office as vacant. A total of 743 completed surveys were returned, for a response rate of 13%. Of these 743 surveys, 55 were completed online and the remainder were mailed hard copies. One survey was completed online in Spanish. Of the 743 completed surveys, 271 were from the unincorporated portion of the county (representing about a 14% response rate) and 456 from the incorporated portion (representing about a 12% response rate); the area was unknown for 16 completed surveys.

Table 241: Survey Response Rates by Area

	Number mailed	Undeliverable	Eligible	Returned	Response rate
Unincorporated	2,000	58	1,942	271	14%
Incorporated	4,000	159	3,841	456	12%
Unknown	--	--	--	16	
Overall	6,000	217	5,783	743	13%

Confidence Intervals

The 95% confidence interval (or “margin of error”) quantifies the “sampling error” or precision of the estimates made from the survey results. A 95% confidence interval can be calculated for any sample size, and indicates that in 95 of 100 surveys conducted like this one, for a particular item, a result would be found that is within a certain range if everyone in the population of interest was surveyed. The practical difficulties of conducting any resident survey may introduce other sources of error in addition to sampling error. Despite the best efforts to boost participation and ensure potential inclusion of all households, some selected households will decline participation in the survey (referred to as non-response error) and some eligible households may be unintentionally excluded from the listed sources for the sample (referred to as coverage error). Coverage error is very low for this survey, as the USPS delivery sequence file is used to select addresses, which has nearly complete coverage of all households.

For this survey, with 743 responses, the 95% confidence interval is about plus or minus four percentage points ($\pm 3.6\%$). The precision is less when looking only at responses from within subgroups. For the 271 responses from the unincorporated portion of the county, the 95% confidence interval is $\pm 6.0\%$, and for the 456 response from the incorporated portion, the 95% confidence interval is $\pm 4.6\%$.

Survey Processing (Data Entry)

Mailed surveys were returned to NRC directly via postage-paid business reply envelopes. Once received, staff assigned a unique identification number to each questionnaire. Additionally, each survey was reviewed and “cleaned” as necessary. For example, a question may have asked a respondent to pick two items out of a list of five, but the respondent checked three; NRC’s staff would choose randomly two of the three selected items to be coded in the dataset.

Once all surveys were assigned a unique identification number, they were entered into an electronic dataset. This dataset was subject to a data entry protocol of “key and verify,” in which survey data were entered twice into an electronic dataset and then compared. Discrepancies were evaluated against the original survey form and corrected. Range checks as well as other forms of quality control were also performed.

Analyzing the Results

One of the first steps in the data analysis was to statistically adjust the survey results so that the demographic profile of the respondents mirrors that of the population as a whole. This process is known as “weighting” the data. The primary objective of weighting survey data is to make the survey sample reflective of the larger population of the community. This is done by: 1) reviewing the sample demographics and comparing them to the population norms from the most recent sources and 2) comparing the responses to different questions for demographic subgroups. The demographic characteristics that are least similar to the known demographic profile and yield the most different results are the best candidates for data weighting.

The socioeconomic profile of survey respondents was compared to estimates provided by the 2010 U.S. Census for adults in each of the two geographic areas (the incorporated and

unincorporated portions of the county). The variables used for weighting were respondent age, gender, race/ethnicity and housing tenure (rent versus own) within the two areas of the county. This decision was based on the disparity between the survey respondent characteristics and the population norms for these variables and the saliency of these variables in differences of opinion among subgroups. A final weight was applied for the overall results so that the two portions of the county were represented in their correct proportions.

The results of the weighting scheme are presented in the following table.

Table 242: 2014 Adams County Weighting Table

	2010 Census Norms			Unweighted			Weighted		
	Unincorporated	Incorporated	Overall	Unincorporated	Incorporated	Overall	Unincorporated	Incorporated	Overall
Rent	29%	36%	34%	9%	22%	17%	22%	33%	31%
Own	71%	64%	66%	91%	78%	83%	78%	67%	69%
White	76%	76%	76%	84%	80%	81%	80%	76%	77%
Not white	24%	24%	24%	16%	20%	19%	20%	24%	23%
Hispanic	40%	31%	33%	21%	16%	18%	36%	32%	33%
Not Hispanic	60%	69%	67%	79%	84%	82%	64%	68%	67%
Male	51%	50%	50%	41%	40%	40%	47%	48%	48%
Female	49%	50%	50%	59%	60%	60%	53%	52%	52%
Age 18 to 34	33%	37%	36%	12%	11%	12%	28%	33%	32%
Age 35 to 54	40%	39%	39%	24%	30%	28%	39%	41%	41%
Age 55 and over	28%	24%	25%	64%	59%	60%	32%	26%	28%
Male Age 18 to 34	17%	19%	18%	3%	4%	4%	12%	16%	15%
Male Age 35 to 54	20%	20%	20%	11%	11%	11%	20%	20%	20%
Male Age 55 and over	13%	11%	12%	26%	25%	26%	15%	12%	13%
Female Age 18 to 34	16%	18%	18%	9%	7%	8%	16%	17%	17%
Female Age 35 to 54	19%	19%	19%	13%	19%	17%	20%	21%	20%
Female Age 55 and over	14%	13%	13%	37%	33%	35%	17%	14%	15%
Unincorporated	--	--	20%	--	--	37%	--	--	20%
Incorporated	--	--	80%	--	--	63%	--	--	80%

The electronic dataset was analyzed using the Statistical Package for the Social Sciences (SPSS). For the most part, frequency distributions and average (mean) ratings are presented in the body of the report. A complete set of frequencies for each survey question is presented in *Appendix B: Responses to Survey Questions*. Also included are results by selected respondent characteristics, found in *Appendix D: Selected Survey Results by Respondent Characteristics*. Chi-square or ANOVA tests of significance were applied to these breakdowns of selected survey questions. A “p-value” of 0.05 or less indicates that there is less than a 5% probability that differences observed between groups are due to chance; or in other words, a greater than 95% probability that the differences observed in the selected categories of the sample represent “real” differences among those populations. Where differences between subgroups are statistically significant, they are marked with grey shading.

Benchmark comparisons

Where similar questions on the Adams County Quality of Life Survey were included in NRC's database and there were at least five jurisdictions in which the question was asked, a comparison was made. Adams County's rating to the benchmark were considered "similar" if it was within the margin of error (less than five points on the 100-point scale); "higher" or "lower," if the difference between Adams County's rating and the benchmark was greater the margin of error (between five points and nine points); and "much higher" or "much lower" if the difference between Adams County's rating and the benchmark was more than twice the margin of error (greater than 10 points). The jurisdictions included in the comparisons are listed in *Appendix E: Detailed Benchmark Comparisons*. The following four sets of benchmarks comparisons are included in the appendix:

- National
- Colorado
- DRCOG Counties
- Adams County Municipalities

Appendix G: Survey Materials

A copy of the survey materials appear on the following pages.



ADAMS COUNTY
COLORADO

Commissioners Office
4430 S. Adams County Pkwy.
Fifth Floor, Suite C5000A
Brighton, CO 80601-8204



ADAMS COUNTY
COLORADO

Commissioners Office
4430 S. Adams County Pkwy.
Fifth Floor, Suite C5000A
Brighton, CO 80601-8204



ADAMS COUNTY
COLORADO

Commissioners Office
4430 S. Adams County Pkwy.
Fifth Floor, Suite C5000A
Brighton, CO 80601-8204



ADAMS COUNTY
COLORADO

Commissioners Office
4430 S. Adams County Pkwy.
Fifth Floor, Suite C5000A
Brighton, CO 80601-8204

Dear Adams County Resident,

Your household has been selected at random to participate in the Adams County Quality of Life Survey. You will receive a copy of the survey in the mail next week with instructions for completing and returning it. Thank you in advance for helping us with this important study!

We are conducting the Adams County Quality of Life Survey as part of our efforts to strengthen your county government and enhance our community's quality of life. Your opinions are crucial to this effort.

Sincerely,



Charles "Chaz" Tedesco, *Board of County Commissioners, Chairman on behalf of all the elected officials, appointed officials, and department directors of Adams County*

Dear Adams County Resident,

Your household has been selected at random to participate in the Adams County Quality of Life Survey. You will receive a copy of the survey in the mail next week with instructions for completing and returning it. Thank you in advance for helping us with this important study!

We are conducting the Adams County Quality of Life Survey as part of our efforts to strengthen your county government and enhance our community's quality of life. Your opinions are crucial to this effort.

Sincerely,



Charles "Chaz" Tedesco, *Board of County Commissioners, Chairman on behalf of all the elected officials, appointed officials, and department directors of Adams County*

Dear Adams County Resident,

Your household has been selected at random to participate in the Adams County Quality of Life Survey. You will receive a copy of the survey in the mail next week with instructions for completing and returning it. Thank you in advance for helping us with this important study!

We are conducting the Adams County Quality of Life Survey as part of our efforts to strengthen your county government and enhance our community's quality of life. Your opinions are crucial to this effort.

Sincerely,



Charles "Chaz" Tedesco, *Board of County Commissioners, Chairman on behalf of all the elected officials, appointed officials, and department directors of Adams County*

Dear Adams County Resident,

Your household has been selected at random to participate in the Adams County Quality of Life Survey. You will receive a copy of the survey in the mail next week with instructions for completing and returning it. Thank you in advance for helping us with this important study!

We are conducting the Adams County Quality of Life Survey as part of our efforts to strengthen your county government and enhance our community's quality of life. Your opinions are crucial to this effort.

Sincerely,



Charles "Chaz" Tedesco, *Board of County Commissioners, Chairman on behalf of all the elected officials, appointed officials, and department directors of Adams County*



Commissioners' Office

4430 S. Adams County Parkway
5th Floor, Suite C5000A
Brighton, CO 80601-8204

phone 720.523.6100
fax 720.523.6045

www.adcogov.org

Gil Reyes

Assessor

Karen Long

County Clerk & Recorder

Monica Broncucia-Jordan

Coroner

Eva J. Henry

County Commissioner District 1

Charles "Chaz" Tedesco

County Commissioner District 2

Erik Hansen

County Commissioner District 3

Dave Young

District Attorney

Susan A. Orecchio

Public Trustee

Douglas N. Darr

Sheriff

Tim Thoms

Surveyor

Brigitte Grimm

Treasurer

Dear Adams County Resident:

We want to hear from you! We are conducting an Adams County Quality of Life Survey as part of our efforts to strengthen your county government and enhance our community's quality of life. Your opinions are crucial to this effort.

Your household was randomly selected to receive this survey. We would also like to **randomly** choose an adult **within** the household to complete the survey. We ask that the adult (anyone 18 years or older) in your household who most recently had a birthday complete this survey. The year of birth of the adult does not matter.

Please have the appropriate member of your household spend a few minutes answering all the questions and return the survey in the enclosed postage-paid envelope to National Research Center, Inc.—the independent organization conducting this survey. Your answers are completely confidential and will be reported in group form only.

If you would prefer, you can complete the survey online at (please type the address exactly as it appears here): www.n-r-c.com/survey/adamscounty2014.htm

If you choose to do the survey online, you will have to enter an access code. This code is printed at the top of this letter.

Thank you very much for taking a little time to share your thoughts and opinions. If you have any questions about this survey, please contact Nick Kittle, Performance, Innovation and Sustainability Manager in the County Manager's Office, at 720.523.6794 or NKittle@adcogov.org. The survey results will be posted on the Adams County website at www.adcogov.org.

Sincerely,

Charles "Chaz" Tedesco, *Chair of the Board of County Commissioners*
on behalf of all the elected officials, appointed officials, and department directors of Adams County

¡Queremos oír de usted! Su hogar ha sido seleccionado aleatoriamente para participar en la encuesta sobre la calidad de vida en el Condado de Adams. Si usted no puede terminar el examen incluido en inglés, por favor obtenga ayuda de una amistad, o de algún miembro de su familia. Después de llenar la encuesta, por favor devuélvala en el sobre que está incluido. Usted también puede tomar el examen por Internet en español. Vaya a: www.n-r-c.com/survey/adamscounty2014.htm Para la versión en español haga clic en "Español" en la esquina superior a mano derecha. Si decide llenar la encuesta por internet, tendrá que usar un código de acceso. Este código está escrito en la parte superior de esta carta. También puede llamar al: 720.523.6794 y pedir que le sea enviado un examen en español. ¡Gracias!



Commissioners' Office

4430 S. Adams County Parkway
5th Floor, Suite C5000A
Brighton, CO 80601-8204

phone 720.523.6100
fax 720.523.6045

www.adcogov.org

Gil Reyes

Assessor

Karen Long

County Clerk & Recorder

Monica Broncucia-Jordan

Coroner

Eva J. Henry

County Commissioner District 1

Charles "Chaz" Tedesco

County Commissioner District 2

Erik Hansen

County Commissioner District 3

Dave Young

District Attorney

Susan A. Orecchio

Public Trustee

Douglas N. Darr

Sheriff

Tim Thoms

Surveyor

Brigitte Grimm

Treasurer

Dear Adams County Resident:

About a week ago we invited you to share your opinions about the quality of life in Adams County. If you have already completed the survey and returned it, we thank you and ask you to disregard this letter. Please do not complete the survey a second time. If you haven't had a chance to complete the survey, we ask you to take a few moments to do so now; another copy is enclosed for your convenience.

As a refresher, we are conducting an Adams County Quality of Life Survey because the opinions of our citizens are crucial in helping us strengthen our county government and enhance our community's quality of life. Your point of view is very important to us.

Your household was randomly selected to receive this survey. We would also like to **randomly** choose an adult **within** the household to complete the survey. We ask that the adult (anyone 18 years or older) in your household who most recently had a birthday complete this survey. The year of birth of the adult does not matter.

Please have the appropriate member of the household spend a few minutes to answer all the questions and return the survey in the enclosed postage-paid envelope to National Research Center, Inc., the independent organization conducting this survey. Your answers are completely confidential and will be reported in group form only.

If you would prefer, you can complete the survey online at (please type the address exactly as it appears here): www.n-r-c.com/survey/adamscounty2014.htm

If you choose to do the survey online, you will have to enter an access code. This code is printed at the top of this letter.

Thank you very much for taking a little time to share your thoughts and opinions. If you have any questions about this survey, please contact Nick Kittle, Performance, Innovation and Sustainability Manager in the County Manager's Office, at 720.523.6794 or NKittle@adcogov.org. The survey results will be posted on the Adams County website at www.adcogov.org.

Sincerely,

Charles "Chaz" Tedesco, *Chair of the Board of County Commissioners*
on behalf of all the elected officials, appointed officials, and department directors of Adams County

¡Queremos oír de usted! Su hogar ha sido seleccionado aleatoriamente para participar en la encuesta sobre la calidad de vida en el Condado de Adams. Si usted no puede terminar el examen incluido en inglés, por favor obtenga ayuda de una amistad, o de algún miembro de su familia. Después de llenar la encuesta, por favor devuélvala en el sobre que está incluido. Usted también puede tomar el examen por Internet en español. Vaya a: www.n-r-c.com/survey/adamscounty2014.htm
Para la versión en español haga clic en "Español" en la esquina superior a mano derecha. Si decide llenar la encuesta por internet, tendrá que usar un código de acceso. Este código está escrito en la parte superior de esta carta. También puede llamar al: 720.523.6794 y pedir que le sea enviado un examen en español. ¡Gracias!

Adams County 2014 Quality of Life Survey

1. Please rate each of the following aspects of quality of life in Adams County:

	<u>Excellent</u>	<u>Good</u>	<u>Fair</u>	<u>Poor</u>	<u>Don't know</u>
Adams County as a place to live.....	1	2	3	4	5
Your neighborhood as a place to live	1	2	3	4	5
Adams County as a place to raise children.....	1	2	3	4	5
Adams County as a place to work	1	2	3	4	5
Adams County as a place to start and/or operate a business.....	1	2	3	4	5
Adams County as a place to retire.....	1	2	3	4	5
The overall quality of life in Adams County.....	1	2	3	4	5

2. What do you like best

about living in Adams County? _____

3. Please rate each of the following characteristics as they relate to Adams County as a whole:

	<u>Excellent</u>	<u>Good</u>	<u>Fair</u>	<u>Poor</u>	<u>Don't know</u>
Sense of personal safety	1	2	3	4	5
Sense of community.....	1	2	3	4	5
Openness and acceptance of the community toward people of diverse backgrounds	1	2	3	4	5
Overall appearance of Adams County	1	2	3	4	5
Overall quality of new development in unincorporated Adams County.....	1	2	3	4	5
Variety of housing options.....	1	2	3	4	5
Overall quality of business and service establishments in Adams County.....	1	2	3	4	5
Shopping opportunities.....	1	2	3	4	5
Opportunities to attend cultural activities	1	2	3	4	5
Recreational opportunities	1	2	3	4	5
Opportunities to participate in outdoor recreation or enjoy nature.....	1	2	3	4	5
Employment opportunities	1	2	3	4	5
Educational opportunities.....	1	2	3	4	5
Opportunities to participate in community matters	1	2	3	4	5
Ease of car travel in Adams County	1	2	3	4	5
Ease of bus travel in Adams County.....	1	2	3	4	5
Availability of paths and walking trails	1	2	3	4	5
Traffic flow on major streets.....	1	2	3	4	5
Availability of affordable quality housing	1	2	3	4	5
Availability of affordable quality child care	1	2	3	4	5
Availability of affordable quality health care	1	2	3	4	5
Availability of recycling services	1	2	3	4	5
Drinking water quality.....	1	2	3	4	5
Overall image or reputation of Adams County	1	2	3	4	5

4. How prepared are you and your household for a disaster or emergency (e.g., flood, tornado, blizzard, etc.)?

Very prepared Somewhat prepared A little bit prepared Not at all prepared

5. To what degree, if at all, are each of the following a problem in Adams County?

	<u>Not a problem</u>	<u>Minor problem</u>	<u>Moderate problem</u>	<u>Major problem</u>	<u>Don't know</u>
Run down buildings, weed lots or junk vehicles	1	2	3	4	5
Graffiti	1	2	3	4	5
Violent crime (e.g., sexual assault, robbery).....	1	2	3	4	5
Property crimes (e.g., burglary, theft)	1	2	3	4	5
Environmental hazards, including toxic waste	1	2	3	4	5
Weeds and other noxious or invasive plants in open lands.....	1	2	3	4	5
Child abuse and neglect.....	1	2	3	4	5
Neglect, exploitation or mistreatment of at-risk adults.....	1	2	3	4	5

6. Please indicate how likely or unlikely you are to do each of the following:

	Very likely	Somewhat likely	Somewhat unlikely	Very unlikely	Don't know
Recommend living in Adams County to someone who asks	1	2	3	4	5
Remain in Adams County for the next five years.....	1	2	3	4	5

7. In the last 12 months, about how many times, if at all, have you or other household members done each of the following in Adams County?

	2 times a week or more	2-4 times a month	Once a month or less	Not at all
Visited a neighborhood park or Adams County park.....	1	2	3	4
Used Adams County public libraries or their services	1	2	3	4
Participated in religious or spiritual activities in Adams County	1	2	3	4
Attended a County-sponsored event.....	1	2	3	4
Used bus, rail or other public transportation instead of driving	1	2	3	4
Carpooled with other adults or children instead of driving alone	1	2	3	4
Walked or biked instead of driving	1	2	3	4
Volunteered your time to some group/activity in Adams County	1	2	3	4
Participated in a club.....	1	2	3	4
Talked to or visited with your immediate neighbors	1	2	3	4
Done a favor for a neighbor	1	2	3	4

8. RTD's upcoming FasTracks Commuter Rail project includes several stations located throughout Adams County. In a typical month, how often, if at all, do you think you will use these new transit facilities?

- Never
 Less than once a month
 Once or twice a month
 About once a week
 Multiple times a week
 Daily
 Don't know

9. How well is Adams County retaining existing businesses and attracting new businesses?

- Excellent
 Good
 Fair
 Poor
 Don't know
 It is not the job of Adams County to retain and attract businesses

10. To what extent would you support or oppose the County using existing tax dollars to attract businesses for job creation?

- Strongly support
 Somewhat support
 Somewhat oppose
 Strongly oppose
 Don't know

11. Please rate the quality of each of the following services provided by *other* agencies (e.g., special districts and metro districts), not by Adams County.

	Excellent	Good	Fair	Poor	Don't know or Not applicable
Public school districts.....	1	2	3	4	5
Fire response times.....	1	2	3	4	5
Fire services overall.....	1	2	3	4	5
Ambulance response times.....	1	2	3	4	5
Ambulance services overall.....	1	2	3	4	5
Water and sanitation services	1	2	3	4	5
Street and drainage maintenance services.....	1	2	3	4	5
Library services.....	1	2	3	4	5
Park and recreation services	1	2	3	4	5
RTD bus or light rail.....	1	2	3	4	5
Courts	1	2	3	4	5

12. Please rate the quality of each of the following services provided by Adams County:

	<u>Excellent</u>	<u>Good</u>	<u>Fair</u>	<u>Poor</u>	<u>Don't know or Not applicable</u>
a. Adams County open space, parks and trails system	1	2	3	4	5
b. Animal Shelter / Adoption Center	1	2	3	4	5
c. Building permits and inspections.....	1	2	3	4	5
d. Collection of property taxes	1	2	3	4	5
e. Community development (build the capacity of citizen groups and community organizations so they may enhance the economic, social, environmental and cultural well-being of our communities)	1	2	3	4	5
f. County Fair/fairgrounds.....	1	2	3	4	5
g. County jail.....	1	2	3	4	5
h. District Attorney services.....	1	2	3	4	5
i. Development standards and regulations (sets standards and regulations for the unincorporated areas of the county to guide development to protect and promote the public health, safety, and general welfare of the county)	1	2	3	4	5
j. Drainage and storm sewer infrastructure (adequate to handle storm events and prevent flooding) in unincorporated Adams County.....	1	2	3	4	5
k. Economic development (identify and encourage investments by businesses, creating new jobs).....	1	2	3	4	5
l. Elections and voter registrations.....	1	2	3	4	5
m. Emergency management (coordinates the efforts in coping with emergencies, disasters and terrorist threats by preparing, responding, recovering and mitigating incidents)	1	2	3	4	5
n. Employment assistance programs through the Workforce & Business Center... 1	2	3	4	5	
o. Enforcement of county codes, ordinances and regulations (building codes, zoning and development regulations, Blight Ordinance enforcement for the removal of junk and weeds, graffiti removal).....	1	2	3	4	5
p. Front Range Airport.....	1	2	3	4	5
q. Housing assistance services (emergency housing, rental assistance, down payment assistance for first-time home buyers, etc.).....	1	2	3	4	5
r. Long range planning (administers and updates the Comprehensive Long Range Plan, coordinates with both local and regional stakeholders in planning for the current and future needs of the county)	1	2	3	4	5
s. Motor vehicle registration	1	2	3	4	5
t. Online (internet) property lookup.....	1	2	3	4	5
u. Public records and documents searches	1	2	3	4	5
v. Roadway maintenance of paved and graveled roads in unincorporated Adams County.....	1	2	3	4	5
w. Services provided to financially challenged families, programs like Temporary Assistance to Needy Families (TANF), Military Assistance Program, Food Assistance (SNAP/Food Stamps), etc.....	1	2	3	4	5
x. Services provided to protect children suspected of being abused or neglected .. 1	2	3	4	5	
y. Services provided to vulnerable adults suspected of being abused or neglected... 1	2	3	4	5	
z. Sheriff response times.....	1	2	3	4	5
aa. Sheriff services overall	1	2	3	4	5
bb. Snow and ice removal in unincorporated Adams County	1	2	3	4	5
cc. Stormwater utility.....	1	2	3	4	5
dd. Traffic control (street lights, signs, etc.) in unincorporated Adams County 1	2	3	4	5	

13. Looking at the services in Question 12, which FIVE (5) services do you think are MOST important for maintaining and improving the quality of life in Adams County? (Please write in the appropriate letter(s) for the services below.)

1) _____ 2) _____ 3) _____ 4) _____ 5) _____

14. Looking at the services in Question 12, which FIVE (5) services do you think are LEAST important for maintaining and improving the quality of life in Adams County? (Please write in the appropriate letter(s) for the services below.)

1) _____ 2) _____ 3) _____ 4) _____ 5) _____

15. Overall, how would you rate the quality of the services provided by Adams County?

- Excellent Good Fair Poor Don't know

16. How would you rate the value of services you receive from Adams County for the taxes paid?

- Excellent Good Fair Poor Don't know

17. How informed would you say you are about the job Adams County government is doing?

- Very well informed Informed Somewhat informed Hardly informed at all Don't know

18. How much of the time do you think you can trust Adams County government to do what is right?

- Always Most of the time Only some of the time Almost never Never Don't know

19. Overall, how would you rate the overall direction that Adams County is taking?

- Excellent Good Fair Poor Don't know

20. Please rate how well Adams County is currently doing in each of the following areas:

	<u>Excellent</u>	<u>Good</u>	<u>Fair</u>	<u>Poor</u>	<u>Don't know</u>
Welcoming resident involvement.....	1	2	3	4	5
Being responsive to residents	1	2	3	4	5
Generally acting in the best interest of the community	1	2	3	4	5
Informing residents about issues facing the community	1	2	3	4	5
Accessibility of elected officials	1	2	3	4	5
Being open and transparent to the public	1	2	3	4	5
Giving residents a chance to express their views before making decisions	1	2	3	4	5
Being honest	1	2	3	4	5
Treating residents with fairness and respect	1	2	3	4	5

21. Have you had any in-person, phone or email contact with an Adams County employee, regardless of department or office, within the last 12 months (including sheriff, receptionists, planners, engineers or any others)?

- No → Go to Question 23 Yes → Go to Question 22

22. What was your impression of the Adams County employee in your most recent contact? (Rate each characteristic below.)

	<u>Excellent</u>	<u>Good</u>	<u>Fair</u>	<u>Poor</u>	<u>Don't know</u>
Knowledge	1	2	3	4	5
Responsiveness.....	1	2	3	4	5
Respectfulness	1	2	3	4	5
Courtesy	1	2	3	4	5
Overall impression	1	2	3	4	5

23. Parks serve various purposes within a community, some of which are listed below. For each, please rate whether you think there is too much, too little or about the right amount of parks or recreation facilities to serve your needs in each of these areas.

	<u>Far too little</u>	<u>Somewhat too little</u>	<u>About the right amount</u>	<u>Somewhat too much</u>	<u>Far too much</u>	<u>Don't know</u>
Neighborhood parks (areas of intensive recreational activities, such as playgrounds, picnicking, field or court games etc.).....	1	2	3	4	5	6
Community parks (provide community-based recreation needs, serving multiple neighborhoods; also may preserve unique landscapes and open spaces)	1	2	3	4	5	6
Developed spaces for field sports (e.g., soccer, football, softball, baseball, lacrosse).....	1	2	3	4	5	6
Developed spaces for court sports (e.g., tennis, basketball).....	1	2	3	4	5	6
Playgrounds	1	2	3	4	5	6
Recreation centers	1	2	3	4	5	6
Youth recreation programs.....	1	2	3	4	5	6
Adult recreation programs.....	1	2	3	4	5	6
Fitness programs (e.g., aerobics, yoga, spinning, etc.).....	1	2	3	4	5	6

24. Currently Adams County provides approximately \$900,000 of funding annually to the Front Range Airport. To what extent do you support or oppose the county government providing funding for the Front Range Airport?

- Strongly support
- Somewhat support
- Somewhat oppose
- Strongly oppose
- Don't know

25. Considering each of the following areas of County service delivery, please indicate whether you feel the County should apply more effort, the same amount of effort or less effort toward each.

	More effort	Same effort	Less effort	Don't know
Community Services (includes development review, including long-range planning, fostering public/private partnerships, code enforcement, sustainability efforts to save taxpayer dollars and reduce the county's impact on the environment, funds to help rehab a home or business, public health services including immunization clinics, etc.)	1	2	3	4
Parks and Open Space (includes trails, fairgrounds, lake area, developed parks and public park buildings)	1	2	3	4
Economic Development (includes attracting and retaining businesses and jobs).....	1	2	3	4
Human Services (includes unemployment assistance, workforce training, child protection, adult protection, services for financially challenged families, Head Start, etc.)	1	2	3	4
Law Enforcement (includes Sheriff patrol, crime prevention, jail, District Attorney, prosecution, courts, etc.)	1	2	3	4
Public Services (includes maintaining official public records, Clerk and Recorder functions such as marriage licenses, elections, Assessor's valuation of property, Coroner, Treasurer, etc.)	1	2	3	4
Transportation Infrastructure Maintenance (includes maintenance of roads, bridges, drainage systems; snow removal, etc.)	1	2	3	4
Transportation Infrastructure Construction (includes construction of new roads, widening of existing roads, sidewalk construction, etc.)	1	2	3	4

26. Thinking of how you currently get information about events or issues, how likely would you be to obtain information about Adams County like public hearings, community meetings, upcoming programs and events like the fair or rodeo, etc. in the following formats?

	Very likely	Likely	A little bit likely	Not at all likely	Don't know
Adams County Annual Budget	1	2	3	4	5
Adams County Annual Report	1	2	3	4	5
Adams County Facebook page (www.facebook.com/AdamsCounty).....	1	2	3	4	5
Adams County Twitter page (twitter.com/adams_county_co).....	1	2	3	4	5
Adams County website (www.adcogov.org).....	1	2	3	4	5
Emails from Adams County.....	1	2	3	4	5
Web blogs.....	1	2	3	4	5
Text messages	1	2	3	4	5
Information provided at county facilities (e.g., the county government building, the fairgrounds, etc.)	1	2	3	4	5
Local press (e.g., television news, radio news, local newspapers, online versions of any of these).....	1	2	3	4	5
Mailings to your home address	1	2	3	4	5
Community newsletters with information about Adams County	1	2	3	4	5
Word of mouth (from family, friends, or neighbors, etc.).....	1	2	3	4	5
Are there any other ways you would like to receive information? _____					

27. Do you have any additional comments you would like to make about quality of life in Adams County, or the way the county government operates or delivers services? (If you need more space, you can enclose your comments on separate paper, write on the back page of the questionnaire, or go to www.n-r-c.com/survey/AdCoComments.htm)

Our last questions are about you and your household. Again, all of your responses to this survey are completely confidential and will be reported in group form only.

D1. How many years have you lived in Adams County? _____ years

D2. Which best describes where you currently live?

- An urban area A small town
 A suburban area A rural area

D3. Do you rent or own your home?

- Rent
 Own

D4. Do any children age 17 or younger live in your household?

- Yes
 No

D5. Do you own a business in Adams County?

- Yes
 No

D6. How much do you anticipate your household's total income before taxes will be for 2014? (Please include total income from all sources and all persons living in your household.)

- Less than \$24,999
 \$25,000 to \$49,999
 \$50,000 to \$99,999
 \$100,000 to \$149,999
 \$150,000 or more

D7. Are you Spanish/Hispanic/Latino?

- Yes
 No

D8. What is your race? (Mark one or more races to indicate what race you consider yourself to be.)

- American Indian or Alaskan native
 Asian or Pacific Islander
 Black, African American
 White/Caucasian
 Other

D9. How much education have you completed?

- 0-11 years
 High school graduate
 Some college, no degree
 Associate degree
 Bachelor degree
 Graduate or professional degree

D10. What is your gender?

- Male
 Female

D11. In which category is your age?

- 18-24 years 55-64 years
 25-34 years 65-74 years
 35-44 years 75 years or older
 45-54 years

Thank you very much for completing this survey. Your opinions and feedback are appreciated. Please return this survey in the enclosed postage-paid envelope to: National Research Center, Inc.; PO Box 549, Belle Mead, NJ 08502



Commissioners' Office

4430 S. Adams County Parkway
5th Floor, Suite C5000A
Brighton, CO 80601-8204

phone 720.523.6100
fax 720.523.6045

www.adcogov.org

Gil Reyes

Assessor

Karen Long

County Clerk & Recorder

Monica Broncucia-Jordan

Coroner

Eva J. Henry

County Commissioner District 1

Charles "Chaz" Tedesco

County Commissioner District 2

Erik Hansen

County Commissioner District 3

Dave Young

District Attorney

Susan A. Orecchio

Public Trustee

Douglas N. Darr

Sheriff

Tim Thoms

Surveyor

Brigitte Grimm

Treasurer

Estimado Residente del Condado de Adams:

¡Queremos oír de usted! Estamos llevando a cabo una Encuesta Sobre la Calidad de Vica del Condado de Adams como parte de nuestros esfuerzos para fortalecer su gobierno del condado y mejorar la calidad de vida de nuestra comunidad. Sus opiniones son cruciales para este esfuerzo.

Su hogar fue seleccionado al azar para recibir esta encuesta. También nos gustaría escoger **al azar** un adulto **dentro** del hogar para que complete la encuesta. Solicitamos que el adulto (cualquiera de 18 años o más) en su hogar que haya celebrado su cumpleaños más recientemente sea el que completa esta encuesta. El año de nacimiento del adulto no importa.

Por favor haga que el miembro apropiado de su hogar tome unos minutos para contestar todas las preguntas y devolver la encuesta en el sobre pre-pagado adjunto al National Research Center, Inc. (Centro Nacional de Investigación, S.A.)—la organización independiente que está llevando a cabo esta encuesta. Sus respuestas son completamente confidenciales y serán reportadas únicamente en forma de grupo.

Si usted lo prefiriera, puede completar la encuesta en línea en: (por favor escriba a máquina la dirección exactamente como aparece aquí):
www.n-r-c.com/survey/adamscounty2014.htm

Si escoge realizar la encuesta en línea, tendrá que incluir un código de acceso. Este código viene impreso en la parte superior de esta carta.

Muchas gracias por tomar un poco de tiempo para compartir sus pensamientos y opiniones. Si tiene alguna pregunta sobre esta encuesta, por favor póngase en contacto con Nick Kittle, Gerente de Desempeño, Innovación y Sostenibilidad en la Oficina del Gerente del Condado, al número 720.523.6794 o a la dirección de correo electrónico: NKittle@adcogov.org. Los resultados de la encuesta se publicarán en el sitio de red del Condado de Adams: www.adcogov.org.

Atentamente,

Charles "Chaz" Tedesco, *Presidente de la Junta de Comisarios del Condado en nombre de todos los oficiales elegidos, oficiales designados, y directores de departamento del Condado de Adams*

¡Queremos oír de usted! Su hogar ha sido seleccionado aleatoriamente para participar en la encuesta sobre la calidad de vida en el Condado de Adams. Si usted no puede terminar el examen incluido en inglés, por favor obtenga ayuda de una amistad, o de algún miembro de su familia. Después de llenar la encuesta, por favor devuélvala en el sobre que está incluido. Usted también puede tomar el examen por Internet en español. Vaya a: www.n-r-c.com/survey/adamscounty2014.htm Para la versión en español haga clic en "Español" en la esquina superior a mano derecha. También puede llamar al: 720.523.6794 y pedir que le sea enviado un examen en español. ¡Gracias!

Encuesta sobre la Calidad de Vida en el Condado de Adams para el 2014

1. Por favor clasifique cada uno de los siguientes aspectos sobre la calidad de vida en el Condado de Adams:

	<u>Excelente</u>	<u>Bueno</u>	<u>Regular</u>	<u>Deficiente</u>	<u>No sé</u>
El Condado de Adams como un lugar para vivir	1	2	3	4	5
Su vecindario como un lugar para vivir.....	1	2	3	4	5
El Condado de Adams como un lugar para criar hijos	1	2	3	4	5
El Condado de Adams como un lugar para trabajar.....	1	2	3	4	5
El Condado de Adams como lugar para iniciar y/u operar un negocio	1	2	3	4	5
El Condado de Adams como un lugar para jubilarse.....	1	2	3	4	5
La calidad de vida en general en el Condado de Adams.....	1	2	3	4	5

2. ¿Qué es lo que más le gusta de vivir en el Condado de Adams? _____

3. Por favor clasifique cada una de las siguientes características con relación al Condado de Adams en su totalidad:

	<u>Excelente</u>	<u>Bueno</u>	<u>Regular</u>	<u>Deficiente</u>	<u>No sé</u>
Sensación de seguridad personal	1	2	3	4	5
Sensación de comunidad	1	2	3	4	5
Franqueza y aceptación de la comunidad hacia personas con orígenes diversos ..	1	2	3	4	5
Apariencia general del Condado de Adams	1	2	3	4	5
Calidad general de desarrollo nuevo en el Condado de Adams no incorporado..	1	2	3	4	5
Variedad de opciones de vivienda	1	2	3	4	5
Calidad general de establecimientos de negocio y servicio en el Condado de Adams	1	2	3	4	5
Oportunidades para compras	1	2	3	4	5
Oportunidades para asistir a actividades culturales.....	1	2	3	4	5
Oportunidades de recreación	1	2	3	4	5
Oportunidades para participar en recreación al aire libre o disfrutar la naturaleza	1	2	3	4	5
Oportunidades de empleo	1	2	3	4	5
Oportunidades educativas	1	2	3	4	5
Oportunidades para participar en asuntos comunitarios	1	2	3	4	5
Facilidad para viajar en carro en el Condado de Adams	1	2	3	4	5
Facilidad para viajar en autobús en el Condado de Adams	1	2	3	4	5
Disponibilidad de caminos y senderos para caminar.....	1	2	3	4	5
Flujo de tráfico sobre calles principales	1	2	3	4	5
Disponibilidad a viviendas de calidad a precios accesibles	1	2	3	4	5
Disponibilidad a cuidados de niños de calidad y a precios accesibles.....	1	2	3	4	5
Disponibilidad a cuidados de salud de calidad y a precios accesibles.....	1	2	3	4	5
Disponibilidad en servicios de reciclaje	1	2	3	4	5
Calidad del agua potable	1	2	3	4	5
Imagen o reputación en general del Condado de Adams.....	1	2	3	4	5

4. ¿Qué tan preparados están usted y su hogar para un desastre o una emergencia (p.ej., inundación, tornado, tormenta de nieve, etc.)?

- Muy preparados
 Algo preparados
 Un poco preparados
 No preparados en absoluto

5. ¿Hasta qué punto son problema, si lo son, cada una de las siguientes cosas en el Condado de Adams?

	Ningún problema	Problema menor	Problema moderado	Problema mayor	No sé
Edificios en mal estado, lotes de hierba mala o vehículos chatarra	1	2	3	4	5
Grafiti	1	2	3	4	5
Crimen violento (p.ej., abuso sexual, robo).....	1	2	3	4	5
Crímenes de propiedad (p.ej., robo, hurto).....	1	2	3	4	5
Peligros ambientales, incluyendo desechos tóxicos.....	1	2	3	4	5
Hierba mala y otras plantas nocivas o invasivas en tierras abiertas.....	1	2	3	4	5
Abuso y abandono de niños.....	1	2	3	4	5
Abandono, explotación o maltrato de adultos en riesgo.....	1	2	3	4	5

6. Por favor indique qué tan probable o improbable es usted para realizar cada una de las siguientes cosas:

	Muy probable	Algo probable	Algo improbable	Muy improbable	No sé
Recomendarle vivir en el Condado de Adams a alguien que pregunte.....	1	2	3	4	5
Permanecer en el Condado de Adams durante los próximos cinco años....	1	2	3	4	5

7. Durante los últimos 12 meses, ¿como cuántas veces, si alguna, ha realizado usted u otro miembro de su hogar cada una de las siguientes cosas en el Condado de Adams?

	2 veces o más por semana	De 2 a 4 veces por mes	Una vez o menos por mes	En absoluto
Visitó un parque del vecindario o el parque del Condado de Adams	1	2	3	4
Usó bibliotecas públicas del Condado de Adams o sus servicios	1	2	3	4
Participó en actividades religiosas o espirituales en el Condado de Adams.....	1	2	3	4
Asistió a un evento patrocinado por el Condado.....	1	2	3	4
Viajó por autobús, ferrocarril u otro transporte público en lugar de manejar ...	1	2	3	4
Compartió vehículo con otros adultos o niños en lugar de manejar solo(a)	1	2	3	4
Caminó o viajó por bicicleta en lugar de manejar.....	1	2	3	4
Ofreció su tiempo para algún grupo/alguna actividad en el Condado de Adams	1	2	3	4
Participó en un club.....	1	2	3	4
Habló con o visitó a sus vecinos inmediatos	1	2	3	4
Le hizo un favor a algún vecino.....	1	2	3	4

8. El proyecto FasTracks Commuter Rail (Ferrocarril Suburbano FasTracks) del RTD (Distrito de Transporte Regional) que se acerca incluye varias estaciones localizadas a lo largo del Condado de Adams. En un mes típico, ¿como qué tan a menudo, si lo hiciera, cree usted que usará estos nuevos servicios de tránsito?

- Nunca
 Menos de una vez por mes
 Una o dos veces por mes
 Como una vez por semana
 Varias veces por semana
 Diariamente
 No sé

9. ¿Qué tan bueno es el Condado de Adams para retener negocios existentes y atraer negocios nuevos?

- Excelente
 Bueno
 Regular
 Deficiente
 No sé
 No es trabajo del Condado de Adams retener y atraer negocios

10. ¿Hasta qué punto apoyaría o se opondría usted a que el Condado usara dólares de impuestos existentes para atraer negocios para la creación de empleo?

- Fuertemente apoyaría
 En algo apoyaría
 En algo me opondría
 Fuertemente me opondría
 No sé

11. Por favor clasifique la calidad de cada uno de los siguientes servicios proporcionados por *otras* agencias (p.ej., distritos especiales y distritos metropolitanos), no por el Condado de Adams.

No sé o no

	<u>Excelente</u>	<u>Bueno</u>	<u>Regular</u>	<u>Deficiente</u>	<u>se aplica</u>
Distritos de escuelas públicas.....	1	2	3	4	5
Tiempo de respuesta a incendio.....	1	2	3	4	5
Servicios en general a incendios.....	1	2	3	4	5
Tiempos de respuesta para ambulancia.....	1	2	3	4	5
Servicios en general de ambulancia.....	1	2	3	4	5
Servicios de agua y saneamiento.....	1	2	3	4	5
Servicios de calles y mantenimiento de desagüe.....	1	2	3	4	5
Servicios de biblioteca.....	1	2	3	4	5
Servicios de parque y recreación.....	1	2	3	4	5
Autobús o tren ligero de RTD.....	1	2	3	4	5
Cortes.....	1	2	3	4	5

12. Por favor clasifique la calidad de cada uno de los siguientes servicios proporcionados por el Condado de Adams:

No sé o no

	<u>Excelente</u>	<u>Bueno</u>	<u>Regular</u>	<u>Deficiente</u>	<u>se aplica</u>
a. Sistema de espacio abierto, parques y senderos del Condado de Adams.....	1	2	3	4	5
b. Refugio / Centro de Adopción de Animales.....	1	2	3	4	5
c. Permisos e inspecciones de construcción.....	1	2	3	4	5
d. Recaudación de impuestos de propiedad.....	1	2	3	4	5
e. Desarrollo comunitario (aumentar la capacidad de grupos de ciudadanos y de organizaciones comunitarias de modo que puedan elevar el bienestar económico, social, ambiental y cultural de nuestras comunidades).....	1	2	3	4	5
f. Feria del Condado/recintos de ferias.....	1	2	3	4	5
g. Cárcel del Condado.....	1	2	3	4	5
h. Servicios de Fiscal del Distrito.....	1	2	3	4	5
i. Normas y reglamentos de desarrollo (fija normas y reglamentos para las áreas no incorporadas del condado para guiar el desarrollo y proteger y promover la salud pública, seguridad, y el bienestar general del condado)....	1	2	3	4	5
j. Infraestructura en el desagüe y alcantarillado por tormenta (adecuado para manejar eventos de tormenta y prevenir inundación) en el Condado de Adams no incorporado.....	1	2	3	4	5
k. Desarrollo económico (identificar y alentar inversiones por negocios, crear nuevos empleos).....	1	2	3	4	5
l. Elecciones y registros de votantes.....	1	2	3	4	5
m. Administración de emergencias (coordina los esfuerzos para sobrellevar emergencias, desastres y amenazas terroristas al preparar, responder, recobrar y mitigar los incidentes).....	1	2	3	4	5
n. Programas de asistencia para empleo por medio del Workforce & Business Center (Centro de Fuerza Laboral [mano de obra] y Negocios).....	1	2	3	4	5
o. Aplicación de códigos, ordenanzas y reglamentos del condado (códigos de construcción, reglamentos de división por zonas y desarrollo, aplicación del Blight Ordinance (Ordenanza de Peste) para el desalojo de basura y hierba mala, desalojo de grafiti).....	1	2	3	4	5
p. Aeropuerto de Front Range.....	1	2	3	4	5
q. Servicios de asistencia para viviendas (viviendas de emergencia, asistencia de alquiler, asistencia en pago inicial para compradores de casas por primera vez, etc.).....	1	2	3	4	5
r. Planificación a largo plazo (administra y actualiza el Comprehensive Long Range Plan (Plan de Largo Plazo Comprensivo), se coordina tanto con accionistas locales como regionales en la planificación para las necesidades actuales y futuras del condado).....	1	2	3	4	5
s. Registro de vehículos motorizados.....	1	2	3	4	5
t. Búsqueda de propiedad en línea (internet).....	1	2	3	4	5

12. Por favor clasifique la calidad de cada uno de los siguientes servicios proporcionados por el Condado de Adams: (CONTINUÓ)

	Excelente	Bueno	Regular	Deficiente	No sé o no se aplica
u. Búsquedas de registros públicos y documentos	1	2	3	4	5
v. Mantenimiento de caminos pavimentados y gravillados en el Condado de Adams no incorporado	1	2	3	4	5
w. Servicios proporcionados para familias con retos económicos, programas como el Temporary Assistance to Needy Families (TANF) (Asistencia Temporal para Familias Necesitadas), Programa de Asistencia Militar, Asistencia en la Comida (SNAP/Timbres para Comida), etc.....	1	2	3	4	5
x. Servicios proporcionados para proteger niños sospechados de ser abusados o abandonados	1	2	3	4	5
y. Servicios proporcionados para adultos vulnerables sospechados de ser abusados o abandonados	1	2	3	4	5
z. Tiempos de respuesta a servicios de alguacil.....	1	2	3	4	5
aa. Servicios en general de alguacil.....	1	2	3	4	5
bb. Desalojo de nieve y hielo en el Condado de Adams no incorporado.....	1	2	3	4	5
cc. Servicio público para aguas por tormenta.....	1	2	3	4	5
dd. Control de tráfico (faroles, señales, etc.) en el Condado de Adams no incorporado.....	1	2	3	4	5

13. Mirando los servicios de la Pregunta 12, ¿cuáles CINCO (5) servicios cree usted que sean los MÁS importantes para mantener y mejorar la calidad de vida en el Condado de Adams? (Por favor escriba la(s) letra(s) apropiada(s) para los servicios abajo.)

1) _____ 2) _____ 3) _____ 4) _____ 5) _____

14. Mirando los servicios de la Pregunta 12, ¿cuáles CINCO (5) servicios cree usted que sean los MENOS importantes para mantener y mejorar la calidad de vida en el Condado de Adams? (Por favor escriba la(s) letra(s) apropiada(s) para los servicios abajo.)

1) _____ 2) _____ 3) _____ 4) _____ 5) _____

15. En general, ¿cómo clasificaría la calidad de los servicios proporcionados por el Condado de Adams?

Excelente Buena Regular Deficiente No sé

16. ¿Cómo clasificaría el valor de servicios que usted recibe del Condado de Adams por los impuestos pagados?

Excelente Bueno Regular Deficiente No sé

17. ¿Qué tan informado diría que está usted sobre el trabajo que está realizando el gobierno del Condado de Adams?

Muy bien informado Informado Algo informado Mínimamente informado No sé

18. ¿Cuántas veces cree usted que puede confiar en que el gobierno del Condado de Adams haga lo que es correcto?

Siempre La mayoría de veces Sólo algunas veces Casi nunca Nunca No sé

19. En general, ¿cómo clasificaría la dirección general que está tomando el Condado de Adams?

Excelente Buena Regular Deficiente No sé

20. Por favor clasifique qué tan bien está realizando actualmente el Condado de Adams cada una de las siguientes áreas:

	<u>Excelente</u>	<u>Bueno</u>	<u>Regular</u>	<u>Deficiente</u>	<u>No sé</u>
Acogiendo la participación de los residentes	1	2	3	4	5
Teniendo buena forma/tiempo para responder a los residentes.....	1	2	3	4	5
Actuando generalmente sobre el mejor interés de la comunidad.....	1	2	3	4	5
Informando a los residentes sobre asuntos que está enfrentando la comunidad	1	2	3	4	5
Accesibilidad de oficiales elegidos.....	1	2	3	4	5
Estando abierto al público y siendo sincero con él	1	2	3	4	5
Dándoles a los residentes chance para expresar sus puntos de vista antes de tomar decisiones	1	2	3	4	5
Siendo honesto.....	1	2	3	4	5
Tratando a los residentes con justicia y respeto.....	1	2	3	4	5

21. ¿Usted ha tenido algún contacto en persona, por teléfono o correo electrónico con un empleado del Condado de Adams, sin importar el departamento o la oficina, dentro de los últimos 12 meses (incluyendo alguacil, recepcionistas, planificadores, ingenieros o cualquier otro)?

No → Vaya a la Pregunta 23 Sí → Vaya a la Pregunta 22

22. ¿Cuál fue su impresión del empleado del Condado de Adams en su contacto más reciente? (Clasifique cada característica de abajo.)

	<u>Excelente</u>	<u>Bueno</u>	<u>Regular</u>	<u>Deficiente</u>	<u>No sé</u>
Conocimiento.....	1	2	3	4	5
Forma de/tiempo para responder.....	1	2	3	4	5
Respeto.....	1	2	3	4	5
Cortesía	1	2	3	4	5
Impresión general	1	2	3	4	5

23. Los parques sirven para varios propósitos dentro de una comunidad, algunos de los cuales están listados abajo. Para cada uno, por favor clasifique si usted cree que haya demasiada, demasiado poca o como la cantidad correcta de parques o instalaciones públicas de recreación para servir sus necesidades en cada una de estas áreas.

	Demasiado poca	En algo demasiado poca	Como la cantidad correcta	Algo demasiada	Demasiada	No sé
Parques de vecindario (áreas de actividades recreativas intensas, tales como patios para juegos, hacer picnic, juegos de campo o cancha, etc.).....	1	2	3	4	5	6
Parques comunitarios (proporcionan necesidades de recreación basadas en la comunidad, sirviéndoles a múltiples vecindarios; también pueden preservar paisajes singulares y espacios abiertos).....	1	2	3	4	5	6
Espacios desarrollados para deportes de campo (p.ej., fútbol, fútbol americano, softball, béisbol, lacrosse)	1	2	3	4	5	6
Espacios desarrollados para deportes de cancha (p.ej., tenis, baloncesto).....	1	2	3	4	5	6
Patios para juegos	1	2	3	4	5	6
Centros de recreación.....	1	2	3	4	5	6
Programas de recreación para juventud	1	2	3	4	5	6
Programas de recreación para adultos.....	1	2	3	4	5	6
Programas para mejoras físicas (p.ej., ejercicios aeróbicos, de yoga, giratorios, etc.)	1	2	3	4	5	6

24. Actualmente el Condado de Adams proporciona aproximadamente \$900,000 de finanzas anualmente al Aeropuerto de Front Range. ¿Hasta qué punto apoya o se opone usted a que el gobierno del condado proporcione financiamiento para el Aeropuerto de Front Range?

Fuertemente apoyo En algo apoyo En algo me opongo Fuertemente me opongo No sé

25. Considerando cada una de las siguientes áreas en el cumplimiento de servicio del Condado, por favor indique si usted siente que el Condado debería aplicar más esfuerzo, la misma cantidad de esfuerzo o menos esfuerzo hacia cada una.

	Más esfuerzo	El mismo esfuerzo	Menos esfuerzo	No sé
Servicios Comunitarios (incluye revisión del desarrollo, incluyendo planificación a largo plazo, acoger sociedades colectivas públicas/privadas, aplicación de códigos, sostenibilidad de esfuerzos para ahorrar dólares de contribuyentes y reducir el impacto del condado sobre el ambiente, fondos para ayudar a rehabilitar un hogar o una empresa, servicios públicos incluyendo clínicas de inmunización, etc.) 1	2	3	4	
Parques y Espacio Abierto (incluye senderos, recintos de ferias, área de lago, parques y edificios de parques públicos desarrollados)..... 1	2	3	4	
Desarrollo Económico (incluye atraer y retener negocios y trabajos)..... 1	2	3	4	
Servicios Humanos (incluye asistencia por desempleo, entrenamiento para fuerza laboral, protección de niños, protección de adultos, servicios para familias con retos económicos, Head Start (Ventaja), etc.) 1	2	3	4	
Aplicación de la Ley (incluye patrulla de Alguacil, prevención de crímenes, cárcel, Fiscal del Distrito, juicio, cortes, etc.) 1	2	3	4	
Servicios Públicos (incluye mantenimiento de registros públicos oficiales, funciones tales como licencias matrimoniales, elecciones, evaluación por Tasador(a) de propiedad, Recepcionista y Registrador, Tesorero, etc.) 1	2	3	4	
Mantenimiento de Infraestructura de Transporte (incluye mantenimiento de caminos, puentes, sistemas de desagüe; desalojo de nieve, etc.) 1	2	3	4	
Construcción de Infraestructura de Transporte (incluye construcción de nuevos caminos, ampliación de caminos existentes, construcción de aceras, etc.) 1	2	3	4	

26. Considerando la forma que usted obtiene actualmente información sobre eventos o asuntos, ¿qué tan probable sería que usted obtuviera información sobre el Condado de Adams como audiencias públicas, reuniones comunitarias, programas y eventos que se acercan como la feria o el rodeo, etc. bajo los siguientes formatos?

	Muy probable	Probable	Un poco probable	No probable en absoluto	No sé
El Presupuesto Anual del Condado de Adams 1	2	3	4	5	
El Reporte Anual del Condado de Adams..... 1	2	3	4	5	
Página de Facebook del Condado de Adams (www.facebook.com/AdamsCounty)..... 1	2	3	4	5	
Página de Twitter del Condado de Adams (twitter.com/adams_county_co) 1	2	3	4	5	
Sitio de red del Condado de Adams (www.adcogov.org)..... 1	2	3	4	5	
Mensajes por correo electrónico del Condado de Adams..... 1	2	3	4	5	
Blogs de red..... 1	2	3	4	5	
Mensajes de texto..... 1	2	3	4	5	
Información proporcionada por instalaciones del condado (p.ej., el edificio gubernamental del condado, los recintos de ferias, etc.) 1	2	3	4	5	
La prensa local (p.ej., noticias por televisión, noticias por radio, periódicos locales, versiones en línea de alguno de estos)..... 1	2	3	4	5	
Envíos por correo a la dirección de su casa 1	2	3	4	5	
Hojas informativas comunitarias con información sobre el Condado de Adams 1	2	3	4	5	
De boca en boca (de familia, amistades, o vecinos, etc.) 1	2	3	4	5	
¿Hay alguna otra manera que a usted le gustaría recibir información? _____					

27. ¿Tiene algunos comentarios adicionales que a usted le gustaría hacer sobre la calidad de vida en el Condado de Adams, o de la manera que el gobierno del condado opera o cumple con los servicios? (Si usted necesita más espacio, puede adjuntar sus comentarios sobre papel por separado, escribir sobre la contraportada del cuestionario, o ir al sitio: www.n-r-c.com/survey/AdCoComments.htm)

Nuestras últimas preguntas se tratan de usted y su hogar. De nuevo, todas sus respuestas a esta encuesta son completamente confidenciales y serán reportadas únicamente en forma de grupo.

D1. ¿Cuántos años ha vivido en el Condado de Adams? _____ años

D2. ¿Cuál describe mejor donde vive actualmente?

- Un área urbana Un pueblo pequeño
 Un área suburbana Un área rural

D3. ¿Usted alquila o es dueño(a) de su casa?

- Alquilero
 Soy dueño(a)

D4. ¿Algún niño de 17 años o menos vive en su hogar?

- Sí
 No

D5. ¿Usted es dueño(a) de una empresa en el Condado de Adams?

- Sí
 No

D6. ¿Cuánto espera que será el ingreso total de su hogar antes de los impuestos para el 2014? (Por favor incluya el ingreso total de todas las fuentes y todas las personas que viven en su hogar.)

- Menos de \$24,999
 De \$25,000 a \$49,999
 De \$50,000 a \$99,999
 De \$100,000 a \$149,999
 \$150,000 o más

D7. ¿Usted es Español(a)/Hispano(a)/Latino(a)?

- Sí
 No

D8. ¿Cuál es su raza? (Marque una o más razas para indicar de cuál raza se considera usted.)

- Indígena Americana o Nativo de Alaska
 Asiática o Isleña del Pacífico
 Negra, Afroamericana
 Blanca/Caucásica
 Otra

D9. ¿Cuánta educación ha completado?

- 0-11 años
 Graduado(a) con título de secundaria
 Algo de universidad, ningún título
 Diplomado(a) [2 años]
 Licenciatura [4 años]
 Graduado(a) o de título profesional [después de la Licenciatura]

D10. ¿Cuál es su género?

- Masculino
 Femenino

D11. ¿Dentro de cuál categoría está su edad?

- 18-24 años 55-64 años
 25-34 años 65-74 años
 35-44 años 75 años o más
 45-54 años

Muchas gracias por completar esta encuesta. Sus opiniones y observaciones son apreciadas. Por favor devuelva esta encuesta completada en el sobre pre-pagado adjunto al: National Research Center, Inc.; PO Box 549, Belle Mead, NJ 08502