


Learning Natural Disaster Safety

Educational Coloring and Activity Book



ADAMS COUNTY
 COLORADO

Office of Emergency Management
www.adcogov.org/oem

You don't need to worry about natural disasters every day, but you do need to understand they are possible. While you can't prevent natural disasters from happening, you can be prepared for them.

You and your family should have a plan on how to deal with natural disasters. Know where to meet up if you are separated during an emergency, and have an emergency kit ready.



By planning today you can be prepared for anything that might happen tomorrow.


Earthquake

Keep glass and heavy objects off high shelves. If they fall, they can cause injury.

Attach tall furniture and shelves to the walls to prevent them from tipping over.


If you are in an earthquake, here are some important safety tips to follow:

- Find a sturdy doorway and brace yourself; or get under a sturdy piece of furniture and cover your head with your arms.
- Stay away from windows and glass objects. They can easily break and cause harm.
- If you lose power, do not light any matches or candles. The earthquake may have caused gas lines to break.



Wildfire

Wildfires spread quickly and are caused by heat, human error or lightning strikes. These fires are so big that it takes many fire departments several days to safely put out these fast moving flames.



What to do in case of a wildfire?

Make sure to evacuate your home immediately if told to do so.

- Call someone you know and tell them you have left your home for a safer place.
- Don't try to save your home if a wild fire is approaching; be safe and leave.

It's important to have an emergency kit on hand at all times.
Every emergency kit should have the following:

- flashlight
- first aid kit
- utility knife
- antiseptic
- dust mask
- whistle
- blankets
- batteries
- battery-powered radio
- flares/lightsticks
- gloves
- hand sanitizer
- drinking water



Blizzard

Blizzards occur in colder climates. They bring lots of snow, sometimes several feet deep and strong winds that cause daily routines like school and work to be cancelled. Electric power can sometimes be lost making it hard to cook and heat.

Strong winds blow the snow into deep drifts across roads and up against buildings making it impossible to travel. The blowing snow can cause vision to be very poor, which is called a “white out.”




It's important to have warm clothing, an alternative source of heat and candles for light. It's smart to always have extra food and supplies on hand because a blizzard can keep you from being able to leave your home for several days.

Help this kid find his way home.
Collect all the things you need for a
home emergency kit along the way.




START



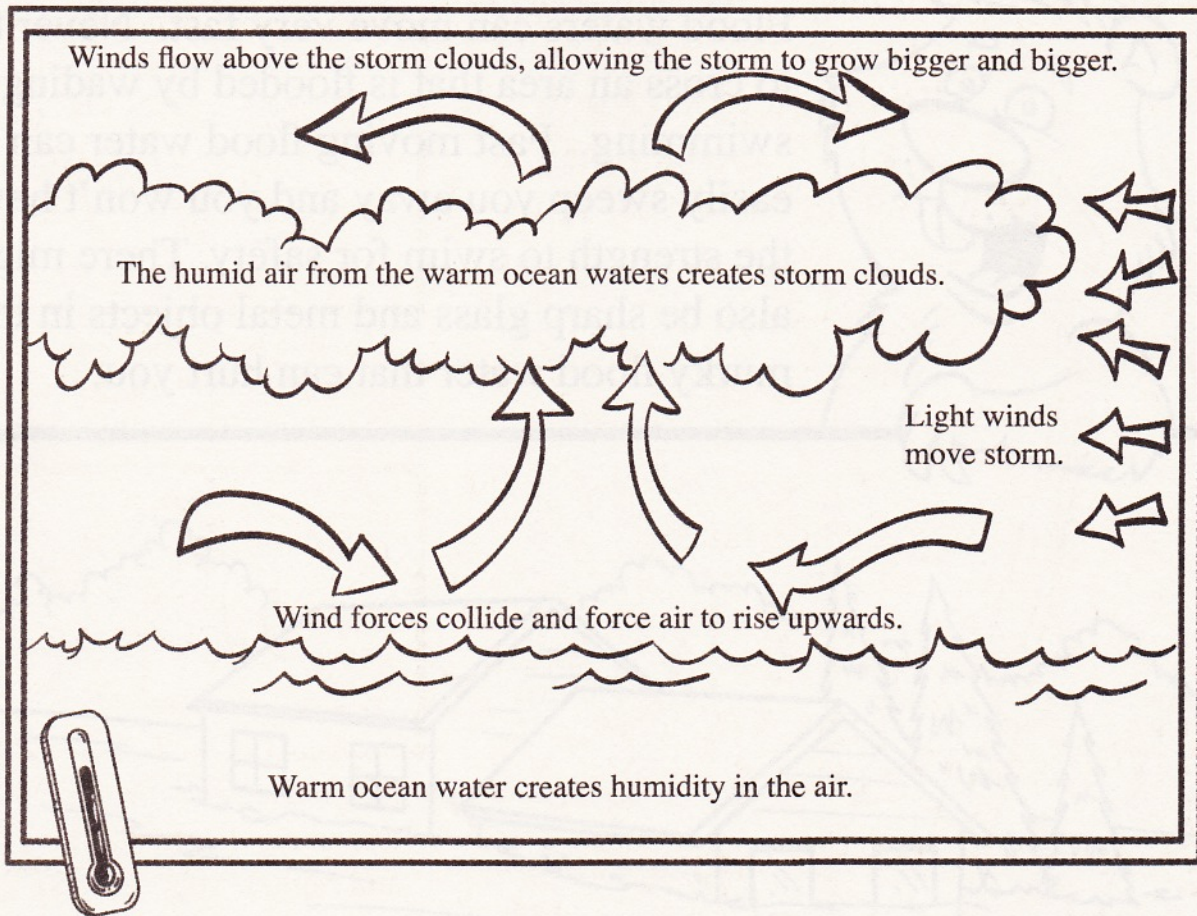
FINISH

Flooding

Flood waters can move very fast. Never try to cross an area that is flooded by wading or swimming. Fast moving flood water can easily sweep you away and you won't have the strength to swim for safety. There might also be sharp glass and metal objects in the murky flood water that can hurt you.




Hurricane





When emergency managers say to evacuate, make sure to leave immediately.

Don't seek shelter in a car or mobile home. If your home isn't located on higher ground, seek shelter in a safer place.




Tornado

Tornado sirens warn people of a tornado. When you hear the tornado siren, take shelter in the basement of your home. If your home doesn't have a basement, go to a small room in the center of your home such as a closet or bathroom. Never seek shelter in a car or mobile home.




Opposite wind forces clash and begin spinning in a circle horizontally.




Air rises inside the spinning wind tunnel and begins to rise higher and higher.



The tornado is formed and can reach over a mile wide. Fortunately, most are under 1/3 of a mile. Tornadoes destroy nearly everything in their path.



When you see a storm approaching, make sure to seek shelter. Never stand under a tree or carry anything metal. Tall trees and metal objects can attract lightning.



When indoors during a lightning storm don't use electrical devices such as televisions or computers. Don't use water or take showers because water conducts electricity.



Activity: Can you find the following words in the puzzle below?


BLIZZARD	LIGHTNING
FLOOD	FIRE
HURRICANE	LANDSLIDE
TORNADO	PREVENTION
EARTHQUAKE	SAFETY

A S F R C M N T Y U F A F D H I O
B L I Z Z A R D G R Y T O N M G J
F T R Y A L I G H T N I N G F T Y
C X E M N O A T U I B D S O H I P
C N M Y V W E R T U L L D V U B M
U W Q I H J F A B M A J T H R U T
P Y E F D H L K L V N Z S D R E U
S B L N V T O R N A D O I U I B Y
A R J K L B O D B Z S W O P C B R
F G B F U F D O I F L N E R A T N
E C U X I A S X V B I T C U N G T
T S H I S O M V R S D A T I E Y H
Y E P U Y W P R E V E N T I O N W
T B K R L U N P S T F D N H E J H
E A R T H Q U A K E L R A G B C A

A natural disaster, such as a fire, storm, or flood, can happen at any time. Certain parts of the country are more likely to be affected by some natural disasters than others, but we should all be prepared.



1.



2.



3.



4.



5.



Activity: Draw a line from the picture of the natural disaster to the name.

Tornado

Fire

Blizzard


Hurricane


Flood

Answers: 1.Hurricane 2.Flood 3.Tornado 4.Fire 5.Blizzard


In Case of Emergency

- Sit down with your family and create an emergency plan and practice it.
- Have a common meeting place in case you and your family are separated. Keep in mind phones may not be working during a natural disaster.
- Make sure you have medical/emergency supplies ready and in a place that is easy to find and reach.
- Buy a battery operated weather radio to warn you about approaching storms.
- Keep supplies on hand that you might need after a natural disaster. Things like water, canned food items and a gasoline powered generator can come in handy.





Would you know what to do if the
weather turned bad one day?



Most days are calm and peaceful. Today is one of those days.

STOP LOOK & learn™

Learning Natural Disaster Safety

Educational Coloring and Activity Book

LEARN HOW TO
BE PREPARED.

Fire

Storms

STOP

Flood

STOP LOOK & learn

Learning Natural Disaster Safety

Educational Coloring and Activity Book



LETTER TO THE PARENT

The Stop, Look and Learn™ line of coloring and activity books was created to educate and entertain your child. We encourage you to participate with your child in discussing each topic. Our goal is to create an activity book that will be a positive influence on your child's early development.